

PROJECT MANUAL



MHS Band and Choir Renovation

Project No: 22-1722

1202 Lincolnway E
Mishawaka, Indiana 46544

PREPARED BY:

Abonmarche Consultants, Inc.



February 22, 2023

(This Page intentionally left blank)

TABLE OF CONTENTS

DIVISION 00 - PROCUREMENT AND CONTRACTING REQUIREMENTS

SECTION 000115 - LIST OF DRAWINGS
SECTION 001113 - ADVERTISEMENT FOR BIDS
SECTION 002113 - INSTRUCTIONS TO BIDDERS
SECTION 002213 - SUPPLEMENTARY INSTRUCTIONS TO BIDDERS
SECTION 002213a - RESOLUTION REQUIRING RESPONSIVE AND RESPONSIBLE VENDOR REQUIREMENTS
SECTION 002213b - WAGE RATES
SECTION 002513 - PREBID MEETINGS
SECTION 004113 - BID FORM - STIPULATED SUM (SINGLE-PRIME CONTRACT)
SECTION 004313 - BID SECURITY FORMS
SECTION 004321 - ALLOWANCE FORM
SECTION 004323 - ALTERNATES FOR
SECTION 004373 - PROPOSED SCHEDULE OF VALUES FORM
SECTION 004393 - BID SUBMITTAL CHECKLIST
SECTION 005213 - AIA A101 - DRAFT AGREEMENT
SECTION 007213 - AIA A201 - DRAFT GENERAL CONDITIONS

DIVISION 01 - GENERAL REQUIREMENTS

SECTION 011000 - SUMMARY
SECTION 012300 - ALTERNATES
SECTION 012500 - SUBSTITUTION PROCEDURES
SECTION 012600 - CONTRACT MODIFICATION PROCEDURES
SECTION 012900 - PAYMENT PROCEDURES
SECTION 013100 - PROJECT MANAGEMENT AND COORDINATION
SECTION 013300 - SUBMITTAL PROCEDURES
SECTION 014000 - QUALITY REQUIREMENTS
SECTION 014219a - OWNER REFERENCE STANDARDS FOR CABLING VI (FOR REFERENCE)
SECTION 016000 - PRODUCT REQUIREMENTS
SECTION 017700 - CLOSEOUT PROCEDURES
SECTION 017823 - OPERATION AND MAINTENANCE DATA
SECTION 017839 - PROJECT RECORD DOCUMENTS

DIVISION 02 - EXISTING CONDITIONS

SECTION 024119 - SELECTIVE DEMOLITION

DIVISION 08 - OPENINGS

SECTION 081416 - FLUSH WOOD DOORS
SECTION 088000 - GLAZING

DIVISION 09 - FINISHES

SECTION 090610 - ACOUSTIC WALL PANELS
SECTION 095123 - ACOUSTICAL TILE CEILINGS
SECTION 096513 - RESILIENT BASE AND ACCESSORIES

SECTION 096519 - RESILIENT TILE FLOORING
SECTION 096813 - CARPET TILE

DIVISION 10 - SPECIALTIES

SECTION 101116 - DRY ERASE BOARDS

(This Page intentionally left blank)

DOCUMENT 000115 - LIST OF DRAWING SHEETS

PART 1 -

1.1 LIST OF DRAWINGS

- A. Drawings: Drawings consist of the Contract Drawings and other drawings listed on the Table of Contents page of the separately bound drawing set titled MHS Band and Choir Renovation, dated February 22, 2023, as modified by subsequent Addenda and Contract modifications.
- B. List of Drawings: Drawings consist of the following Contract Drawings and other drawings of type indicated:
 - 1. TITLE SHEETS
 - a. T1.1 TITLE SHEET
 - 2. DEMOLITION DRAWINGS
 - a. D1.1 FIRST FLOOR - DEMOLITION PLAN
 - 3. ARCHITECTURAL DRAWINGS
 - a. A1.1 FIRST FLOOR - CONSTRUCTION PLAN
 - b. A2.1 FIRST FLOOR - REFLECTED CEILING PLAN
 - c. A3.1 INTERIOR ELEVATIONS
 - d. A3.2 INTERIOR ELEVATIONS
 - e. A9.1 FINISH PLAN
 - f. E1.1 FIRST FLOOR - ELECTRICAL POWER PLAN

END OF DOCUMENT 000115

(This Page intentionally left blank)

DOCUMENT 001113 - ADVERTISEMENT FOR BIDS

PART 1 -

1.1 PROJECT INFORMATION

- A. Notice to Bidders: Qualified bidders may submit bids for project as described in this Document. Submit bids according to the Instructions to Bidders.
 - 1. Regulatory Requirements: Current IBC, Electrical code, Indiana Amendments to applicable codes, and local authority having jurisdiction shall govern submittal, opening, and award of bids.
- B. Project Identification: 22-1722 - SCM HS Band & Choir Room Renovation.
- C. Project Location: 1202 Lincolnway E, Mishawaka, Indiana 46544.
- D. Owner: School City of Mishawaka.
 - 1. Owner's Representative: Steve Miskin, School City of Mishawaka, 1402 South Main St, Mishawaka, Indiana 46544.
- E. Architect: Abonmarche Consultants, Inc.
 - 1. Architect's Representative: Matt Neuerburg, mneuerburg@abonmarche.com, 269-930-0589.
- F. Project Description: Project consists of Selective Interior Demolition and renovation to Band Rehearsal 110, Office 110A, Office 110B, Choir Room 111, Storage 111A, Office 111B, Office 111C, Instrument, Storage 111D, Hall 112, Practice 112A, Practice 112B, Practice 112C, Music Library 112E, Hall 113, Practice 113A, Practice 113B, Practice 113C & Repair 113D.
- G. Construction Contract: Bids will be received for the following Work:
 - 1. General Contract (all trades).

1.2 BID SUBMITTAL AND OPENING

- A. Owner will receive sealed lump sum bids until the bid time and date at the location given below. Owner will consider bids prepared in compliance with the Instructions to Bidders issued by Owner, and delivered as follows:
 - 1. Bid Date: March 24, 2023.
 - 2. Bid Time: 12:00 p.m., local time.
 - 3. Location: School City of Mishawaka Administration Center, 1402 S Main St, Mishawaka, Indiana 46544.

- B. Bids will be thereafter publicly opened and read aloud.

1.3 BID SECURITY

- A. Bid security shall be submitted with each bid in the amount of 5 percent of the bid amount. No bids may be withdrawn for a period of 60 days after opening of bids. Owner reserves the right to reject any and all bids and to waive informalities and irregularities.

1.4 PREBID MEETING

- A. Prebid Meeting: See Document 002513 "Prebid Meetings."
- B. Prebid Meeting: A pre-bid meeting for all bidders will be held at SCOM Administration Boardroom at 1402 S Main St, Mishawaka, IN 46544 on March 2, 2023 at 10:00 a.m., local time. Prospective prime bidders are required to attend this meeting.
 - 1. Bidders' Questions: Architect will provide responses at Prebid conference to bidders' questions received up to two business days prior to conference.

1.5 DOCUMENTS

- A. Online Procurement and Contracting Documents: Obtain access after February 22, 2023 at 10:00a.m., by contacting Abonmarche at <https://www.abonmarche.com>. Online access will be provided to prime bidders only.

1.6 TIME OF COMPLETION AND LIQUIDATED DAMAGES

- A. Successful bidder shall begin the Work on receipt of the Notice to Proceed and shall complete the Work within the Contract Time. Work is subject to liquidated damages.

1.7 BIDDER'S QUALIFICATIONS

- A. Bidders must be properly licensed under the laws governing their respective trades and be able to obtain insurance and bonds required for the Work. A Performance Bond, separate Labor and Material Payment Bond, and Insurance in a form acceptable to Owner will be required of the successful Bidder.

END OF DOCUMENT 001113

DOCUMENT 002113 - INSTRUCTIONS TO BIDDERS

PART 1 -

1.1 INSTRUCTIONS TO BIDDERS

- A. AIA Document A701, "Instructions to Bidders," is hereby incorporated into the Procurement and Contracting Requirements by reference.
 - 1. A copy of AIA Document A701, "Instructions to Bidders," is bound in this Project Manual.

END OF DOCUMENT 002113

(This Page intentionally left blank)

DRAFT AIA® Document A701® – 2018

Instructions to Bidders

for the following Project:

(Name, location, and detailed description)

School City of Mishawaka - Band and Choir Room Renovations
Mishawaka, IN

THE OWNER:

(Name, legal status, address, and other information)

School City of Mishawaka
1202 Lincolnway E
Mishawaka, IN 46544

THE ARCHITECT:

(Name, legal status, address, and other information)

Abonmarche Consultants, Inc.
315 W Jefferson Blvd
South Bend, IN 46601

TABLE OF ARTICLES

- | | |
|---|--|
| 1 | DEFINITIONS |
| 2 | BIDDER'S REPRESENTATIONS |
| 3 | BIDDING DOCUMENTS |
| 4 | BIDDING PROCEDURES |
| 5 | CONSIDERATION OF BIDS |
| 6 | POST-BID INFORMATION |
| 7 | PERFORMANCE BOND AND PAYMENT BOND |
| 8 | ENUMERATION OF THE PROPOSED CONTRACT DOCUMENTS |

ADDITIONS AND DELETIONS:

The author of this document has added information needed for its completion. The author may also have revised the text of the original AIA standard form. An *Additions and Deletions Report* that notes added information as well as revisions to the standard form text is available from the author and should be reviewed.

This document has important legal consequences. Consultation with an attorney is encouraged with respect to its completion or modification.

FEDERAL, STATE, AND LOCAL LAWS MAY IMPOSE REQUIREMENTS ON PUBLIC PROCUREMENT CONTRACTS. CONSULT LOCAL AUTHORITIES OR AN ATTORNEY TO VERIFY REQUIREMENTS APPLICABLE TO THIS PROCUREMENT BEFORE COMPLETING THIS FORM.

It is intended that AIA Document G612™-2017, Owner's Instructions to the Architect, Parts A and B will be completed prior to using this document.

ELECTRONIC COPYING of any portion of this AIA® Document to another electronic file is prohibited and constitutes a violation of copyright laws as set forth in the footer of this document.

ARTICLE 1 DEFINITIONS

§ 1.1 Bidding Documents include the Bidding Requirements and the Proposed Contract Documents. The Bidding Requirements consist of the advertisement or invitation to bid, Instructions to Bidders, supplementary instructions to bidders, the bid form, and any other bidding forms. The Proposed Contract Documents consist of the unexecuted form of Agreement between the Owner and Contractor and that Agreement's Exhibits, Conditions of the Contract (General, Supplementary and other Conditions), Drawings, Specifications, all Addenda, and all other documents enumerated in Article 8 of these Instructions.

§ 1.2 Definitions set forth in the General Conditions of the Contract for Construction, or in other Proposed Contract Documents apply to the Bidding Documents.

§ 1.3 Addenda are written or graphic instruments issued by the Architect, which, by additions, deletions, clarifications, or corrections, modify or interpret the Bidding Documents.

§ 1.4 A Bid is a complete and properly executed proposal to do the Work for the sums stipulated therein, submitted in accordance with the Bidding Documents.

§ 1.5 The Base Bid is the sum stated in the Bid for which the Bidder offers to perform the Work described in the Bidding Documents, to which Work may be added or deleted by sums stated in Alternate Bids.

§ 1.6 An Alternate Bid (or Alternate) is an amount stated in the Bid to be added to or deducted from, or that does not change, the Base Bid if the corresponding change in the Work, as described in the Bidding Documents, is accepted.

§ 1.7 A Unit Price is an amount stated in the Bid as a price per unit of measurement for materials, equipment, or services, or a portion of the Work, as described in the Bidding Documents.

§ 1.8 A Bidder is a person or entity who submits a Bid and who meets the requirements set forth in the Bidding Documents.

§ 1.9 A Sub-bidder is a person or entity who submits a bid to a Bidder for materials, equipment, or labor for a portion of the Work.

ARTICLE 2 BIDDER'S REPRESENTATIONS

§ 2.1 By submitting a Bid, the Bidder represents that:

- .1 the Bidder has read and understands the Bidding Documents;
- .2 the Bidder understands how the Bidding Documents relate to other portions of the Project, if any, being bid concurrently or presently under construction;
- .3 the Bid complies with the Bidding Documents;
- .4 the Bidder has visited the site, become familiar with local conditions under which the Work is to be performed, and has correlated the Bidder's observations with the requirements of the Proposed Contract Documents;
- .5 the Bid is based upon the materials, equipment, and systems required by the Bidding Documents without exception; and
- .6 the Bidder has read and understands the provisions for liquidated damages, if any, set forth in the form of Agreement between the Owner and Contractor.

ARTICLE 3 BIDDING DOCUMENTS

§ 3.1 Distribution

§ 3.1.1 Bidders shall obtain complete Bidding Documents, as indicated below, from the issuing office designated in the advertisement or invitation to bid, for the deposit sum, if any, stated therein.

(Indicate how, such as by email, website, host site/platform, paper copy, or other method Bidders shall obtain Bidding Documents.)

« »

§ 3.1.2 Any required deposit shall be refunded to Bidders who submit a bona fide Bid and return the paper Bidding Documents in good condition within ten days after receipt of Bids. The cost to replace missing or damaged paper

documents will be deducted from the deposit. A Bidder receiving a Contract award may retain the paper Bidding Documents, and the Bidder's deposit will be refunded.

§ 3.1.3 Bidding Documents will not be issued directly to Sub-bidders unless specifically offered in the advertisement or invitation to bid, or in supplementary instructions to bidders.

§ 3.1.4 Bidders shall use complete Bidding Documents in preparing Bids. Neither the Owner nor Architect assumes responsibility for errors or misinterpretations resulting from the use of incomplete Bidding Documents.

§ 3.1.5 The Bidding Documents will be available for the sole purpose of obtaining Bids on the Work. No license or grant of use is conferred by distribution of the Bidding Documents.

§ 3.2 Modification or Interpretation of Bidding Documents

§ 3.2.1 The Bidder shall carefully study the Bidding Documents, shall examine the site and local conditions, and shall notify the Architect of errors, inconsistencies, or ambiguities discovered and request clarification or interpretation pursuant to Section 3.2.2.

§ 3.2.2 Requests for clarification or interpretation of the Bidding Documents shall be submitted by the Bidder in writing and shall be received by the Architect at least seven days prior to the date for receipt of Bids.
(Indicate how, such as by email, website, host site/platform, paper copy, or other method Bidders shall submit requests for clarification and interpretation.)

« »

§ 3.2.3 Modifications and interpretations of the Bidding Documents shall be made by Addendum. Modifications and interpretations of the Bidding Documents made in any other manner shall not be binding, and Bidders shall not rely upon them.

§ 3.3 Substitutions

§ 3.3.1 The materials, products, and equipment described in the Bidding Documents establish a standard of required function, dimension, appearance, and quality to be met by any proposed substitution.

§ 3.3.2 Substitution Process

§ 3.3.2.1 Written requests for substitutions shall be received by the Architect at least ten days prior to the date for receipt of Bids. Requests shall be submitted in the same manner as that established for submitting clarifications and interpretations in Section 3.2.2.

§ 3.3.2.2 Bidders shall submit substitution requests on a Substitution Request Form if one is provided in the Bidding Documents.

§ 3.3.2.3 If a Substitution Request Form is not provided, requests shall include (1) the name of the material or equipment specified in the Bidding Documents; (2) the reason for the requested substitution; (3) a complete description of the proposed substitution including the name of the material or equipment proposed as the substitute, performance and test data, and relevant drawings; and (4) any other information necessary for an evaluation. The request shall include a statement setting forth changes in other materials, equipment, or other portions of the Work, including changes in the work of other contracts or the impact on any Project Certifications (such as LEED), that will result from incorporation of the proposed substitution.

§ 3.3.3 The burden of proof of the merit of the proposed substitution is upon the proposer. The Architect's decision of approval or disapproval of a proposed substitution shall be final.

§ 3.3.4 If the Architect approves a proposed substitution prior to receipt of Bids, such approval shall be set forth in an Addendum. Approvals made in any other manner shall not be binding, and Bidders shall not rely upon them.

§ 3.3.5 No substitutions will be considered after the Contract award unless specifically provided for in the Contract Documents.

§ 3.4 Addenda

§ 3.4.1 Addenda will be transmitted to Bidders known by the issuing office to have received complete Bidding Documents.

(Indicate how, such as by email, website, host site/platform, paper copy, or other method Addenda will be transmitted.)

« »

§ 3.4.2 Addenda will be available where Bidding Documents are on file.

§ 3.4.3 Addenda will be issued no later than four days prior to the date for receipt of Bids, except an Addendum withdrawing the request for Bids or one which includes postponement of the date for receipt of Bids.

§ 3.4.4 Prior to submitting a Bid, each Bidder shall ascertain that the Bidder has received all Addenda issued, and the Bidder shall acknowledge their receipt in the Bid.

ARTICLE 4 BIDDING PROCEDURES

§ 4.1 Preparation of Bids

§ 4.1.1 Bids shall be submitted on the forms included with or identified in the Bidding Documents.

§ 4.1.2 All blanks on the bid form shall be legibly executed. Paper bid forms shall be executed in a non-erasable medium.

§ 4.1.3 Sums shall be expressed in both words and numbers, unless noted otherwise on the bid form. In case of discrepancy, the amount entered in words shall govern.

§ 4.1.4 Edits to entries made on paper bid forms must be initialed by the signer of the Bid.

§ 4.1.5 All requested Alternates shall be bid. If no change in the Base Bid is required, enter "No Change" or as required by the bid form.

§ 4.1.6 Where two or more Bids for designated portions of the Work have been requested, the Bidder may, without forfeiture of the bid security, state the Bidder's refusal to accept award of less than the combination of Bids stipulated by the Bidder. The Bidder shall neither make additional stipulations on the bid form nor qualify the Bid in any other manner.

§ 4.1.7 Each copy of the Bid shall state the legal name and legal status of the Bidder. As part of the documentation submitted with the Bid, the Bidder shall provide evidence of its legal authority to perform the Work in the jurisdiction where the Project is located. Each copy of the Bid shall be signed by the person or persons legally authorized to bind the Bidder to a contract. A Bid by a corporation shall further name the state of incorporation and have the corporate seal affixed. A Bid submitted by an agent shall have a current power of attorney attached, certifying the agent's authority to bind the Bidder.

§ 4.1.8 A Bidder shall incur all costs associated with the preparation of its Bid.

§ 4.2 Bid Security

§ 4.2.1 Each Bid shall be accompanied by the following bid security:

(Insert the form and amount of bid security.)

« »

§ 4.2.2 The Bidder pledges to enter into a Contract with the Owner on the terms stated in the Bid and shall, if required, furnish bonds covering the faithful performance of the Contract and payment of all obligations arising thereunder. Should the Bidder refuse to enter into such Contract or fail to furnish such bonds if required, the amount of the bid security shall be forfeited to the Owner as liquidated damages, not as a penalty. In the event the Owner fails to comply with Section 6.2, the amount of the bid security shall not be forfeited to the Owner.

§ 4.2.3 If a surety bond is required as bid security, it shall be written on AIA Document A310™, Bid Bond, unless otherwise provided in the Bidding Documents. The attorney-in-fact who executes the bond on behalf of the surety shall

affix to the bond a certified and current copy of an acceptable power of attorney. The Bidder shall provide surety bonds from a company or companies lawfully authorized to issue surety bonds in the jurisdiction where the Project is located.

§ 4.2.4 The Owner will have the right to retain the bid security of Bidders to whom an award is being considered until (a) the Contract has been executed and bonds, if required, have been furnished; (b) the specified time has elapsed so that Bids may be withdrawn; or (c) all Bids have been rejected. However, if no Contract has been awarded or a Bidder has not been notified of the acceptance of its Bid, a Bidder may, beginning *« »* days after the opening of Bids, withdraw its Bid and request the return of its bid security.

§ 4.3 Submission of Bids

§ 4.3.1 A Bidder shall submit its Bid as indicated below:

(Indicate how, such as by website, host site/platform, paper copy, or other method Bidders shall submit their Bid.)

« »

§ 4.3.2 Paper copies of the Bid, the bid security, and any other documents required to be submitted with the Bid shall be enclosed in a sealed opaque envelope. The envelope shall be addressed to the party receiving the Bids and shall be identified with the Project name, the Bidder's name and address, and, if applicable, the designated portion of the Work for which the Bid is submitted. If the Bid is sent by mail, the sealed envelope shall be enclosed in a separate mailing envelope with the notation "SEALED BID ENCLOSED" on the face thereof.

§ 4.3.3 Bids shall be submitted by the date and time and at the place indicated in the invitation to bid. Bids submitted after the date and time for receipt of Bids, or at an incorrect place, will not be accepted.

§ 4.3.4 The Bidder shall assume full responsibility for timely delivery at the location designated for receipt of Bids.

§ 4.3.5 A Bid submitted by any method other than as provided in this Section 4.3 will not be accepted.

§ 4.4 Modification or Withdrawal of Bid

§ 4.4.1 Prior to the date and time designated for receipt of Bids, a Bidder may submit a new Bid to replace a Bid previously submitted, or withdraw its Bid entirely, by notice to the party designated to receive the Bids. Such notice shall be received and duly recorded by the receiving party on or before the date and time set for receipt of Bids. The receiving party shall verify that replaced or withdrawn Bids are removed from the other submitted Bids and not considered. Notice of submission of a replacement Bid or withdrawal of a Bid shall be worded so as not to reveal the amount of the original Bid.

§ 4.4.2 Withdrawn Bids may be resubmitted up to the date and time designated for the receipt of Bids in the same format as that established in Section 4.3, provided they fully conform with these Instructions to Bidders. Bid security shall be in an amount sufficient for the Bid as resubmitted.

§ 4.4.3 After the date and time designated for receipt of Bids, a Bidder who discovers that it made a clerical error in its Bid shall notify the Architect of such error within two days, or pursuant to a timeframe specified by the law of the jurisdiction where the Project is located, requesting withdrawal of its Bid. Upon providing evidence of such error to the reasonable satisfaction of the Architect, the Bid shall be withdrawn and not resubmitted. If a Bid is withdrawn pursuant to this Section 4.4.3, the bid security will be attended to as follows:

(State the terms and conditions, such as Bid rank, for returning or retaining the bid security.)

« »

ARTICLE 5 CONSIDERATION OF BIDS

§ 5.1 Opening of Bids

If stipulated in an advertisement or invitation to bid, or when otherwise required by law, Bids properly identified and received within the specified time limits will be publicly opened and read aloud. A summary of the Bids may be made available to Bidders.

§ 5.2 Rejection of Bids

Unless otherwise prohibited by law, the Owner shall have the right to reject any or all Bids.

§ 5.3 Acceptance of Bid (Award)

§ 5.3.1 It is the intent of the Owner to award a Contract to the lowest responsive and responsible Bidder, provided the Bid has been submitted in accordance with the requirements of the Bidding Documents. Unless otherwise prohibited by law, the Owner shall have the right to waive informalities and irregularities in a Bid received and to accept the Bid which, in the Owner's judgment, is in the Owner's best interests.

§ 5.3.2 Unless otherwise prohibited by law, the Owner shall have the right to accept Alternates in any order or combination, unless otherwise specifically provided in the Bidding Documents, and to determine the lowest responsive and responsible Bidder on the basis of the sum of the Base Bid and Alternates accepted.

ARTICLE 6 POST-BID INFORMATION

§ 6.1 Contractor's Qualification Statement

Bidders to whom award of a Contract is under consideration shall submit to the Architect, upon request and within the timeframe specified by the Architect, a properly executed AIA Document A305™, Contractor's Qualification Statement, unless such a Statement has been previously required and submitted for this Bid.

§ 6.2 Owner's Financial Capability

A Bidder to whom award of a Contract is under consideration may request in writing, fourteen days prior to the expiration of the time for withdrawal of Bids, that the Owner furnish to the Bidder reasonable evidence that financial arrangements have been made to fulfill the Owner's obligations under the Contract. The Owner shall then furnish such reasonable evidence to the Bidder no later than seven days prior to the expiration of the time for withdrawal of Bids. Unless such reasonable evidence is furnished within the allotted time, the Bidder will not be required to execute the Agreement between the Owner and Contractor.

§ 6.3 Submittals

§ 6.3.1 After notification of selection for the award of the Contract, the Bidder shall, as soon as practicable or as stipulated in the Bidding Documents, submit in writing to the Owner through the Architect:

- .1 a designation of the Work to be performed with the Bidder's own forces;
- .2 names of the principal products and systems proposed for the Work and the manufacturers and suppliers of each; and
- .3 names of persons or entities (including those who are to furnish materials or equipment fabricated to a special design) proposed for the principal portions of the Work.

§ 6.3.2 The Bidder will be required to establish to the satisfaction of the Architect and Owner the reliability and responsibility of the persons or entities proposed to furnish and perform the Work described in the Bidding Documents.

§ 6.3.3 Prior to the execution of the Contract, the Architect will notify the Bidder if either the Owner or Architect, after due investigation, has reasonable objection to a person or entity proposed by the Bidder. If the Owner or Architect has reasonable objection to a proposed person or entity, the Bidder may, at the Bidder's option, withdraw the Bid or submit an acceptable substitute person or entity. The Bidder may also submit any required adjustment in the Base Bid or Alternate Bid to account for the difference in cost occasioned by such substitution. The Owner may accept the adjusted bid price or disqualify the Bidder. In the event of either withdrawal or disqualification, bid security will not be forfeited.

§ 6.3.4 Persons and entities proposed by the Bidder and to whom the Owner and Architect have made no reasonable objection must be used on the Work for which they were proposed and shall not be changed except with the written consent of the Owner and Architect.

ARTICLE 7 PERFORMANCE BOND AND PAYMENT BOND

§ 7.1 Bond Requirements

§ 7.1.1 If stipulated in the Bidding Documents, the Bidder shall furnish bonds covering the faithful performance of the Contract and payment of all obligations arising thereunder.

§ 7.1.2 If the furnishing of such bonds is stipulated in the Bidding Documents, the cost shall be included in the Bid. If the furnishing of such bonds is required after receipt of bids and before execution of the Contract, the cost of such bonds shall be added to the Bid in determining the Contract Sum.

§ 7.1.3 The Bidder shall provide surety bonds from a company or companies lawfully authorized to issue surety bonds in the jurisdiction where the Project is located.

§ 7.1.4 Unless otherwise indicated below, the Penal Sum of the Payment and Performance Bonds shall be the amount of the Contract Sum.

(If Payment or Performance Bonds are to be in an amount other than 100% of the Contract Sum, indicate the dollar amount or percentage of the Contract Sum.)

« »

§ 7.2 Time of Delivery and Form of Bonds

§ 7.2.1 The Bidder shall deliver the required bonds to the Owner not later than three days following the date of execution of the Contract. If the Work is to commence sooner in response to a letter of intent, the Bidder shall, prior to commencement of the Work, submit evidence satisfactory to the Owner that such bonds will be furnished and delivered in accordance with this Section 7.2.1.

§ 7.2.2 Unless otherwise provided, the bonds shall be written on AIA Document A312, Performance Bond and Payment Bond.

§ 7.2.3 The bonds shall be dated on or after the date of the Contract.

§ 7.2.4 The Bidder shall require the attorney-in-fact who executes the required bonds on behalf of the surety to affix to the bond a certified and current copy of the power of attorney.

ARTICLE 8 ENUMERATION OF THE PROPOSED CONTRACT DOCUMENTS

§ 8.1 Copies of the proposed Contract Documents have been made available to the Bidder and consist of the following documents:

- .1 AIA Document A101™–2017, Standard Form of Agreement Between Owner and Contractor, unless otherwise stated below.

(Insert the complete AIA Document number, including year, and Document title.)

« »

- .2 AIA Document A101™–2017, Exhibit A, Insurance and Bonds, unless otherwise stated below.

(Insert the complete AIA Document number, including year, and Document title.)

« »

- .3 AIA Document A201™–2017, General Conditions of the Contract for Construction, unless otherwise stated below.

(Insert the complete AIA Document number, including year, and Document title.)

« »

- .4 AIA Document E203™–2013, Building Information Modeling and Digital Data Exhibit, dated as indicated below:

(Insert the date of the E203-2013.)

« »

- .5 Drawings

Number

Title

Date

- .6 Specifications

Section

Title

Date

Pages

.7 Addenda:

Number	Date	Pages

.8 Other Exhibits:

(Check all boxes that apply and include appropriate information identifying the exhibit where required.)

[☐] AIA Document E204™–2017, Sustainable Projects Exhibit, dated as indicated below:
(Insert the date of the E204-2017.)

« »

[☐] The Sustainability Plan:

Title	Date	Pages

[☐] Supplementary and other Conditions of the Contract:

Document	Title	Date	Pages

.9 Other documents listed below:

(List here any additional documents that are intended to form part of the Proposed Contract Documents.)

« »

DOCUMENT 002213 - SUPPLEMENTARY INSTRUCTIONS TO BIDDERS

PART 1 -

1.1 INSTRUCTIONS TO BIDDERS

- A. Instructions to Bidders for Project consist of the following:
 - 1. AIA Document A701, "Instructions to Bidders."
 - 2. The following Supplementary Instructions to Bidders that modify and add to the requirements of the Instructions to Bidders.

1.2 SUPPLEMENTARY INSTRUCTIONS TO BIDDERS, GENERAL

- A. The following supplements modify AIA Document A701, "Instructions to Bidders." Where a portion of the Instructions to Bidders is modified or deleted by these Supplementary Instructions to Bidders, unaltered portions of the Instructions to Bidders shall remain in effect.

1.3 ARTICLE 1 - DEFINITIONS - NOT USED

1.4 ARTICLE 2 - BIDDER'S REPRESENTATIONS

- A. Add Section 2.1.3.1:
 - 1. 2.1.3.1 - The Bidder has investigated all required fees, permits, and regulatory requirements of authorities having jurisdiction and has properly included in the submitted bid the cost of such fees, permits, and requirements not otherwise indicated as provided by Owner.
- B. Add Section 2.1.5:
 - 1. 2.1.5 - The Bidder is a properly licensed Contractor according to the laws and regulations of the State of Indiana and the City of Mishawaka and meets qualifications indicated in the Procurement and Contracting Documents.
- C. Add Section 2.1.6:
 - 1. 2.1.6 - The Bidder has incorporated into the Bid adequate sums for work performed by installers whose qualifications meet those indicated in the Procurement and Contracting Documents.

1.5 ARTICLE 3 - BIDDING DOCUMENTS

A. 3.2 - Interpretation or Correction of Procurement and Contracting Documents:

1. Add Section 3.2.2.1:

- a. 3.2.2.1 - Submit Bidder's Requests for Interpretation using form acceptable to Architect.

B. 3.4 - Addenda:

1. Delete Section 3.4.3 and replace with the following:

- a. 3.4.3 - Addenda may be issued at any time prior to the receipt of bids.

2. Add Section 3.4.4.1:

- a. 3.4.4.1 - Owner may elect to waive the requirement for acknowledging receipt of 3.4.4 Addenda as follows:
 - 1) 3.4.4.1.1 - Information received as part of the Bid indicates that the Bid, as submitted, reflects modifications to the Procurement and Contracting Documents included in an unacknowledged Addendum.
 - 2) 3.4.4.1.2 - Modifications to the Procurement and Contracting Documents in an unacknowledged Addendum do not, in the opinion of Owner, affect the Contract Sum or Contract Time.

1.6 ARTICLE 4 - BIDDING PROCEDURES

A. 4.1 - Preparation of Bids:

1. Add Section 4.1.1.1:

- a. 4.1.1.1 - Printable electronic Bid Forms and related documents are available from Architect.

2. Add Section 4.1.8:

- a. 4.1.8 - The Bid shall include unit prices when called for by the Procurement and Contracting Documents. Owner may elect to consider unit prices in the determination of award. Unit prices will be incorporated into the Contract.

3. Add Section 4.1.9:

- a. 4.1.9 - Owner may elect to disqualify a bid due to failure to submit a bid in the form requested, failure to bid requested alternates or unit prices, failure to complete entries in all blanks in the Bid Form, or inclusion by the Bidder of any alternates, conditions, limitations or provisions not called for.
- 4. Add Section 4.1.10:
 - a. 4.1.10 - Bids shall include sales and use taxes. Contractors shall show separately with each monthly payment application the sales and use taxes paid by them and their subcontractors in the form indicated. Reimbursement of sales and use taxes, if any, shall be applied for by Owner for the sole benefit of Owner.
- B. 4.3 - Submission of Bids:
 - 1. Add Section 4.3.1.2:
 - a. 4.3.1.2 - Include Bidder's Contractor License Number applicable in Project jurisdiction on the face of the sealed bid envelope.
- C. 4.4 - Modification or Withdrawal of Bids:
 - 1. Add the following sections to 4.4.2:
 - a. 4.4.2.1 - Such modifications to or withdrawal of a bid may only be made by persons authorized to act on behalf of the Bidder. Authorized persons are those so identified in the Bidder's corporate bylaws, specifically empowered by the Bidder's charter or similar legally binding document acceptable to Owner, or by a power of attorney, signed and dated, describing the scope and limitations of the power of attorney. Make such documentation available to Owner at the time of seeking modifications or withdrawal of the Bid.
 - b. 4.4.2.2 - Owner will consider modifications to a bid written on the sealed bid envelope by authorized persons when such modifications comply with the following: the modification is indicated by a percent or stated amount to be added to or deducted from the Bid; the amount of the Bid itself is not made known by the modification; a signature of the authorized person, along with the time and date of the modification, accompanies the modification. Completion of an unsealed bid form, awaiting final figures from the Bidder, does not require power of attorney due to the evidenced authorization of the Bidder implied by the circumstance of the completion and delivery of the Bid.
- D. 4.5 - Break-Out Pricing Bid Supplement:
 - 1. Add Section 4.5:

- a. 4.5 - Provide detailed cost breakdowns on forms provided no later than two business days following Architect's request.
- E. 4.6 - Subcontractors, Suppliers, and Manufacturers List Bid Supplement:
 - 1. Add Section 4.6:
 - a. 4.6 - Provide list of major subcontractors, suppliers, and manufacturers furnishing or installing products on forms provided no later than two business days following Architect's request. Include those subcontractors, suppliers, and manufacturers providing work totaling three percent or more of the Bid amount. Do not change subcontractors, suppliers, and manufacturers from those submitted without approval of Architect.
- 1.7 ARTICLE 5 - CONSIDERATION OF BIDS
 - A. 5.2 - Rejection of Bids:
 - 1. Add Section 5.2.1:
 - a. 5.2.1 - Owner reserves the right to reject a bid based on Owner's and Architect's evaluation of qualification information submitted following opening of bids. Owner's evaluation of the Bidder's qualifications will include: status of licensure and record of compliance with licensing requirements, record of quality of completed work, record of Project completion and ability to complete, record of financial management including financial resources available to complete Project and record of timely payment of obligations, record of Project site management including compliance with requirements of authorities having jurisdiction, record of and number of current claims and disputes and the status of their resolution, and qualifications of the Bidder's proposed Project staff and proposed subcontractors.
- 1.8 ARTICLE 6 - POSTBID INFORMATION
 - A. 6.1 - Contractor's Qualification Statement:
 - 1. Add Section 6.1.1:
 - a. 6.1.1 - Submit Contractor's Qualification Statement no later than two business days following Architect's request.
 - B. 6.3 - Submittals:
 - 1. Add Section 6.3.1.4:

- a. 6.3.1.4 - Submit information requested in Sections 6.3.1.1, 6.3.1.2, and 6.3.1.3 no later than two business days following Architect's request.

1.9 ARTICLE 7 - PERFORMANCE BOND AND PAYMENT BOND

A. 7.1 - Bond Requirements:

1. Add Section 7.1.1.1:

- a. 7.1.1.1 - Both a Performance Bond and a Payment Bond will be required, each in an amount equal to 100 percent of the Contract Sum.

B. 7.2 - Time of Delivery and Form of Bonds:

1. Delete the first sentence of Section 7.2.1 and insert the following:

- a. The Bidder shall deliver the required bonds to Owner no later than 10 days after the date of Notice of Intent to Award and no later than the date of execution of the Contract, whichever occurs first. Owner may deem the failure of the Bidder to deliver required bonds within the period of time allowed a default.

2. Delete Section 7.2.3 and insert the following:

- a. 7.2.3 - Bonds shall be executed and be in force on the date of the execution of the Contract.

1.10 ARTICLE 8 - FORM OF AGREEMENT BETWEEN OWNER AND CONTRACTOR

- A. AIA Document A101 - 2017 Standard Form of Agreement Between Owner and Contractor - Stipulated Sum (Single Prime Contract).

1.11 ARTICLE 9 - EXECUTION OF THE CONTRACT

A. Add Article 9:

- 1. 9.1.1 - Subsequent to the Notice of Intent to Award, and within 10 days after the prescribed Form of Agreement is presented to the Awardee for signature, the Awardee shall execute and deliver the Agreement to Owner through Architect, in such number of counterparts as Owner may require.
- 2. 9.1.2 - Owner may deem as a default the failure of the Awardee to execute the Contract and to supply the required bonds when the Agreement is presented for signature within the period of time allowed.

3. 9.1.3 - Unless otherwise indicated in the Procurement and Contracting Documents or the executed Agreement, the date of commencement of the Work shall be the date of the executed Agreement or the date that the Bidder is obligated to deliver the executed Agreement and required bonds to Owner.
4. 9.1.4 - In the event of a default, Owner may declare the amount of the Bid security forfeited and elect to either award the Contract to the next responsible bidder or re-advertise for bids.

END OF DOCUMENT 002213

**A RESOLUTION OF THE BOARD OF SCHOOL TRUSTEES OF THE SCHOOL
CITY OF MISHAWAKA REGARDING ESTABLISHING RESPONSIVE AND
RESPONSIBLE VENDOR REQUIREMENTS**

WHEREAS, the School City of Mishawaka, hereafter SCM, has the duty to ensure the conduct of business with responsible vendors for public works projects, encourage the growth of local businesses whose primary place of operation and/or majority of its workforce reside within the region and encourage the investment of taxes paid by Mishawaka residents into the local economy;

WHEREAS, SCM expends Mishawaka taxpayer funds for the construction of public work, a portion of that money being spent derived from local property taxes paid by residents;

WHEREAS, SCM, based upon its experience, has determined that quality workmanship, efficient operation, safety, and timely completion of projects are not necessarily insured by awarding a construction contract solely on the basis of the low bid;

WHEREAS, SCM seeks to enhance its ability to identify the lowest “responsible and responsive bidder” on all public work construction projects by instituting more comprehensive submission requirements which are in compliance with Indiana State Law; and

WHEREAS, “A Resolution Establishing Responsible Vendor Requirements” will help to assure efficient use of taxpayer dollars and is in the public interest.

NOW, THEREFORE, BE IT RESOLVED by the School City of Mishawaka Board of School Trustees that:

Section 1: Public Works (IC 36-1-12-4)

For the purposes of this section, the term “Public Works” has the meaning set forth in IC 36-1-12-4.

Section 4(a) – This section applies whenever the cost of a public work project will be one hundred fifty thousand dollars (\$150,000) or more.

Section 2: Bid Submission Requirements

Contractors proposing to submit bids on qualifying SCM bid projects must, prior to the opening of bids, submit a statement made under oath and subject to perjury laws, on a form designated by the State Board of Accounts:

- A. A copy of a print-out of the Indiana Secretary of State's on-line records for the bidder dated within sixty (60) days of the submission of said document showing that the bidder is in existence, current with the Indiana Secretary of State's Business Entity Reports, and eligible for a certificate of good standing. If the bidder is an individual, sole proprietor or partnership, this subsection shall not apply;
- B. A list identifying all former business names;
- C. Any determination by a court or governmental agency for violations of federal, state, or local laws, including, but not limited to violations of contracting or antitrust laws, tax or licensing laws, environmental laws, the Occupational Safety and Health Act (OSHA), or federal Davis-Bacon and relate Acts;
- D. A statement on staffing capabilities;
- E. A listing of three (3) projects the vendor has completed in Indiana which are similar to SCM's projects. Contact information must be included so that SCM can ascertain quality of workmanship on said projects;
- F. A copy of a written plan for employee drug testing that (i) covers all employees of the bidder who will perform work on the public work project; and (ii) meets, or exceeds the requirement set forth in IC 4-13-18 or IC 4-13-18-6;
- G. The name and description of the management experience of each of the bidder's project managers and superintendents that the bidder intends to assign to work on the project;
- H. Proof of any professional or trade license or registration required by law or local ordinance for any trade or specialty area in which the contractor is seeking a contract award and disclosure of any suspension or revocation of such license held by the company, or of any director, officer, or manager of the company;
- I. Evidence that the contractor is utilizing a surety company which is on the United States Department of Treasury's Listing of Approved Sureties;
- J. A written statement of any federal, state, or local tax liens or tax delinquencies owed to any federal, state, or local taxing body in the last five (5) years;
- K. A statement that individuals who will perform work on the public works project on behalf of the bidder will be properly classified as either (i) an employee or (ii) an independent contractor, under all applicable state and federal laws and local ordinances.
- L. A written statement that bidder does/does not participate in an apprenticeship or training program. Bidder shall provide a written description of their apprenticeship or training program.

SCM reserves the right to demand supplemental information from the bidder, (additional) verification of any of the information provided by the bidder, and may also conduct random inquiries of the bidder's current and prior customers.

Section 3: Post-Bid Submission from Contractors

All bidders shall provide a written list that discloses the name, address, and type of work for each first-tier subcontractor from whom the bidder has accepted a bid and/or intends

to hire on any part of the public works projects, including individuals performing work as independent contractors, within five (5) business days after the date the bids are due.

In addition, each such first-tier subcontractor shall be required to adhere to the requirements of Section 1 of this Resolution as though it were bidding directly to SCM, except that first-tier subcontractors shall submit the required information (including the name, address, and type of work for each of their first-tier subcontractors) to the successful bidder no later than five (5) business days after the subcontractor's first day of work on the public work project and the bidder shall then forward said information to SCM. Payment shall be withheld from any first-tier subcontractor who fails to timely submit said information until such information is submitted and approved by SCM.

Upon request, SCM may require any second and lower-tier subcontractors to provide the required information (including name, address, type of work on the project and the name of the higher-tier subcontractor). Payments shall be withheld from any second or lower-tier contractor who fails to timely submit this information until this information is submitted and approved by SCM. Additionally, SCM may require the successful bidder and relevant subcontractor to remove the second or lower-tier subcontractor from the project and replace it with a responsive and responsible subcontractor.

Failure of a subcontractor to submit the required information shall not disqualify the successful bidder from performing work on the project and shall not constitute a contractual default and/or breach by the successful bidder. However, SCM may withhold all payment otherwise due for work performed by a subcontractor until the subcontractor submits the required information and SCM approves such information. SCM may also require the successful bidder to remove the subcontractor from the project and replace it with a responsive and responsible subcontractor.

The disclosure of a subcontractor ("Disclosed Subcontractor") by a bidder or a subcontractor shall not create any rights in the Disclosed Subcontractor. Thus, a bidder and/or subcontractor may substitute another subcontractor ("Substitute Subcontractor") for a Disclosed Subcontractor by giving SCM written notice of the name, address, and type of work of the Substitute Subcontractor. The Substitute Subcontractor is subject to all of the obligations of a subcontractor under this Resolution.

Section 4: Incomplete Submission by Bidders and Subcontractors

It is the sole responsibility of the bidder to comply with all of its submission requirements within the time period set forth in this Resolution. Submissions that are inadequate and/or incomplete may result in automatic disqualifications of the bid.

Section 5: Lowest Bidder not Chosen

If the Board awards the contract to a bidder other than the lowest bidder, the Board must state in the minutes or memoranda, at the time the award is made, the factors used to determine which bidder is the lowest responsible and responsive bidder and to justify the

award. The Board shall keep a copy of the minutes or memoranda available for public inspection.

Section 6: Public Records

All information submitted by a bidder or a subcontractor pursuant to this Resolution including certified payrolls, are public records subject to review pursuant to the Indiana Access to Public Records law (IC 5-14-3).

Section 7: Penalties for False, Deceptive, or Fraudulent Statements/Information

Any bidder that willfully makes, or willfully causes to be made, a false, deceptive or fraudulent statement, or willfully submits false, deceptive or fraudulent information in connection with any submission made to SCM shall be disqualified from bidding on all applicable SCM projects for a period of three (3) years.

Section 8: Materiality

The requirements of this Resolution are a material part of the bidding documents and any contract for a public work project subject to this Resolution. SCM shall include a copy of the Resolution and a copy of the forms for submission of the information required in Sections 3 and 4 above, in all bidding documents for all public work projects subject to the Resolution. If SCM fails to include a copy of the Resolution in such bidding documents, SCM may not reject a bid submitted by a bidder on the basis that the bidder failed to submit the information required in Section 3 or 4 in accordance with the applicable time periods; provided, however, that SCM may require bidders to submit such information after bids are submitted and then consider such information in determining whether or not a bidder is "responsible". Regardless of whether or not the Resolution is included in the bidding documents, however, any bidder awarded a contract for a public work project subject to this Resolution is subject to the requirements of this Resolution.

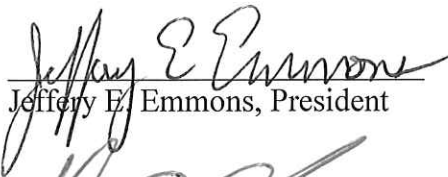
Any bidder awarded a contract for a public work project subject to this Resolution shall insert provisions in all subcontracts for the public work project that require the subcontractor: (ii) to perform the subcontractor's obligation under this Resolution and (i) to include similar language in all lower-tier subcontracts for the public work project; provided, however, that a subcontractor performing any work on a public work project subject to this Resolution shall be subject to this Resolution regardless of whether or not such provisions are included in its subcontract.


Section 9: Severability

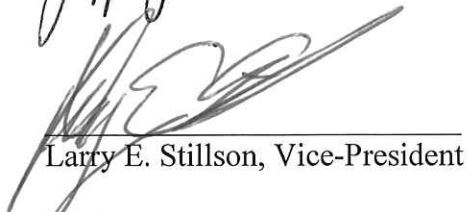
If any portion of this Resolution or the application thereof to any person or circumstance is held invalid, such invalidity shall not affect other portions or applications of this Resolution which can be given effect without the invalid portion or application and, to this end, the portions of this Resolution are severable.


Section 10: Effective Date


This Resolution is hereby ADOPTED by the Board of School Trustees for the School City of Mishawka this 13th day of September, 2016.


Jeffrey E. Emmons, President


William Pemberton, Member


Larry E. Stillson, Vice-President


Dennis R. Wood, Member


Holly Parks, Secretary

Approved: 09/13/2016

"General Decision Number: IN20230001 01/20/2023

Superseded General Decision Number: IN20220001

State: Indiana

Construction Types: Building, Heavy and Highway

Counties: La Porte, Lake, Porter and St Joseph Counties in Indiana.

BUILDING CONSTRUCTION PROJECTS (does not include single family homes and apartments up to and including 4 stories, HEAVY AND HIGHWAY CONSTRUCTION PROJECTS

Note: Contracts subject to the Davis-Bacon Act are generally required to pay at least the applicable minimum wage rate required under Executive Order 14026 or Executive Order 13658. Please note that these Executive Orders apply to covered contracts entered into by the federal government that are subject to the Davis-Bacon Act itself, but do not apply to contracts subject only to the Davis-Bacon Related Acts, including those set forth at 29 CFR 5.1(a)(2)-(60).

If the contract is entered into on or after January 30, 2022, or the contract is renewed or extended (e.g., an option is exercised) on or after January 30, 2022:	. Executive Order 14026 generally applies to the contract.	
	. The contractor must pay all covered workers at least \$16.20 per hour (or the applicable wage rate listed on this wage determination, if it is higher) for all hours spent performing on the contract in 2023.	
If the contract was awarded on or between January 1, 2015 and January 29, 2022, and the contract is not renewed or extended on or after January 30, 2022:	. Executive Order 13658 generally applies to the contract.	
	. The contractor must pay all covered workers at least \$12.15 per hour (or the applicable wage rate listed on this wage determination, if it is higher) for all hours spent performing on that contract in 2023.	

The applicable Executive Order minimum wage rate will be adjusted annually. If this contract is covered by one of the

Executive Orders and a classification considered necessary for performance of work on the contract does not appear on this wage determination, the contractor must still submit a conformance request.

Additional information on contractor requirements and worker protections under the Executive Orders is available at <http://www.dol.gov/whd/govcontracts>.

Modification Number	Publication Date
0	01/06/2023
1	01/20/2023

ASBE0017-002 06/01/2022

LAKE AND PORTER COUNTIES

	Rates	Fringes
ASBESTOS WORKER/HEAT & FROST INSULATOR.....	\$ 52.80	32.39
HAZARDOUS MATERIAL HANDLER (INCLUDES PREPARATION, WETTING, STRIPPING REMOVAL SCRAPPING, VACUUMING, BAGGING AND DISPOSAL OF ALL INSULATION MATERIALS, WHETHER THEY CONTAIN ASBESTOS OR NOT, FROM MECHANICAL SYSTEMS).....	\$ 38.85	24.60

ASBE0075-001 06/01/2020

REMAINING COUNTIES

	Rates	Fringes
ASBESTOS WORKER/HEAT & FROST INSULATOR.....	\$ 32.00	26.04
HAZARDOUS MATERIAL HANDLER (includes preparation, wetting, stripping, removal, scrapping, vaccuming, bagging, and disposal of all insulation materials, whether they contain asbestos or not, from mechanical systems).....	\$ 23.00	14.40

BOIL0001-005 05/01/2017

LAKE COUNTY, City of Hammond; North of 114th Street

Rates	Fringes
-------	---------

BOILERMAKER.....	\$ 46.18	29.58
------------------	----------	-------

BOIL0374-003 01/01/2021

	Rates	Fringes
BOILERMAKER.....	\$ 38.53	32.20

BRIN0004-011 09/21/2021

LAKE, LAPORTE AND PORTER COUNTIES

	Rates	Fringes
BRICKLAYER		
Bricklayer; Stone Mason; Pointer, Cleaner, Caulker...	\$ 38.85	27.17
Marble Finisher; Tile Finisher.....	\$ 31.00	19.16
Marble Mason; Terrazzo Worker; Tile Layer.....	\$ 37.05	21.64
Terrazzo Finisher.....	\$ 31.00	19.16

BRIN0004-018 09/21/2021

SOUTH BEND: ST. JOSEPH COUNTY

	Rates	Fringes
BRICKLAYER		
BRICKLAYER; STONE MASON; POINTER, CAULKER, CLEANER...	\$ 31.11	18.40
MARBLE AND TILE FINISHER....	\$ 31.00	19.16
MARBLE AND TILE LAYER.....	\$ 31.71	20.88
TERRAZZO FINISHER.....	\$ 31.00	19.16
TERRAZZO WORKER.....	\$ 33.00	22.33

CARP0413-002 04/01/2022

St. Joseph County

	Rates	Fringes
CARPENTER.....	\$ 28.95	22.66

CARP0765-001 06/01/2022

LAKE, LAPORTE AND PORTER COUNTIES

	Rates	Fringes
CARPENTER.....	\$ 41.38	32.26
MILLWRIGHT.....	\$ 39.88	29.20

CARP1029-001 06/01/2022

ADAMS, ALLEN, CASS, DEKALB, ELKHART, FULTON, GRANT, HOWARD,
HUNTINGTON, KOSCIUSKO, LAGRANGE, MARSHALL, MIAMI, NOBLE, ST.
JOSEPH, STEUBEN, TIPTON, WABASH, WELLS and WHITLEY COUNTIES

	Rates	Fringes
MILLWRIGHT.....	\$ 31.20	26.80

ELEC0153-001 06/03/2021

ST JOSEPH COUNTY

	Rates	Fringes
Communication Technician.....	\$ 26.50	18.33
ELECTRICIAN.....	\$ 36.50	25.98

Includes the installation, operation, inspection, modification, maintenance and repair of systems used for the transmission and reception of signals of any nature, for any purpose, including but not limited to, sound and voice transmission/transference systems, communication systems that transmit or receive information and/or control systems, television and video systems, micro-processor controlled fire alarm systems, and security systems and the performance of any task directly related to such installation or service. The scope of work shall exclude the installation of electrical power wiring and the installation of conduit raceways exceeding fifteen (15) feet in length.

ELEC0531-001 05/31/2021

LAPORTE and PORTER COUNTIES

	Rates	Fringes
ELECTRICIAN.....	\$ 41.50	28.26

ELEC0697-001 06/01/2022

LAKE COUNTY

	Rates	Fringes
ELECTRICIAN.....	\$ 45.25	30.13

ELEC0697-004 08/31/2021

LAKE COUNTY

	Rates	Fringes
Telecommunication Technician.....	\$ 35.75	28.77

Work covers low voltage installation, maintenance and removal of telecommunication facilities (voice, sound, data and video) including, telephone and data inside wire, interconnect, terminal equipment, central offices, PABX, fiber optic cable and equipment, micro waves, V/SAT, bypass, CATV, WAN (WIDE AREA NETWORKS), LAN (local area networks), and ISDN (integrated system digital network). Does not cover any work which properly comes under the work description of Inside JW (Journeyman Wireman), but shall cover the pulling of wire in raceways, but not the installation of raceways.

ELEC1393-003 12/02/2020

LAKE & PORTER COUNTIES
(Calumet Area, North of U.S. Hwy 30)

	Rates	Fringes
Line Construction:		
EQUIPMENT OPERATOR 1:		
(Diggers 5th wheel type		
trucks, crawler type, D-4		
and smaller, bucket trucks		
and live boom type line		
trucks).....	\$ 32.91	29%+6.75
EQUIPMENT OPERATOR 3		
(Backhoe over 1/2 yard		
bucket capacity, cranes		
rated at 15 ton or more		
capacity) 95% of J.L. Rate..	\$ 40.60	29%+6.75
GROUNDMAN.....	\$ 27.08	29%+6.75
GROUNDMAN-TRUCK DRIVER.....	\$ 27.08	29%+6.75
LINEMAN.....	\$ 43.11	29%+6.75

* ELEV0002-005 01/01/2023

ELEVATOR CONSTRUCTION

LAKE AND PORTER COUNTIES

	Rates	Fringes
ELEVATOR MECHANIC.....	\$ 65.12	37.335+a+b

FOOTNOTES:

a) Eight Paid Holidays: New Year's Day; Veterans Day, Memorial Day; Independence Day; Labor Day; Thanksgiving

Day; Friday after Thanksgiving and Christmas Day.

b) Employer contributes 8% of regular hourly rate to vacation pay credit for employee with more than 5 years of service, and 6% of regular hourly rate for less than 5 years of service.

* ELEV0044-001 01/01/2023

LA PORTE and ST. JOSEPH COUNTIES

	Rates	Fringes
ELEVATOR MECHANIC.....	\$ 57.26	37.335+a+b

a) PAID HOLIDAYS: New Year's Day, Memorial Day, Independence Day, Labor Day, Veterans' Day, Thanksgiving Day, the Friday after Thanksgiving, and Christmas Day.

b) Employer contributes 8% of regular hourly rate to vacation pay credit for employee with more than 5 years of service; 6% for less than 5 years' service.

ENGI0150-001 06/01/2021

BUILDING CONSTRUCTION POWER EQUIPMENT OPERATORS:

LAKE, LAPORTE, and PORTER COUNTIES

	Rates	Fringes
POWER EQUIPMENT OPERATOR		
GROUP 1.....	\$ 42.00	39.68
GROUP 2.....	\$ 41.20	39.68
GROUP 3.....	\$ 36.90	39.68
GROUP 4.....	\$ 34.70	39.68
GROUP 5.....	\$ 29.25	39.68

POWER EQUIPMENT OPERATOR CLASSIFICATIONS:

GROUP 1: Asphalt Plant; Autograde; Batch Plant); Benoto (requires 2 engineers; Boiler & throttle valve; Boring machine (mining machine); Caisson Rigs; Central redi-mix plant; Combination Backhoe Endloader with backhoe bucket over 1/2 cu. yd. or with attachments; Combination tugger hoist & air compressor; Compressor & throttle; Concrete Breaker (truck mounted); Concrete conveyor; Concrete conveyor (truck mounted); Concrete paver over 27E cu.ft.; Concrete paver 27E cu. ft. & under; Concrete placing boom; Concrete pump/grout pump with boom (truck mounted); Concrete pump with boom (truck mounted); concrete tower; Cranes and Backhoes (All Attachments); Cranes, Hammerhead

Tower; Creter Crane; Derricks (all); Derricks (traveling); Forklift lull type; Forklift, 10 ton & over; Gradall, Hoist 1, 2, and 3 drums; Hoist (2 tugger 1 floor), Hydraulic Boom truck, Laser Screed, Locomotive (all), Motor patrol, Mucking Machine; Pile Driving and Skid rig, Pit machine, Prestress Machines, Pump cretes (and similar types), Rock Drill (self-propelled), Rock Drill Truck mounted; Slip form paver, Straddle buggies, Tractor with boom and side boom, Trenching Mechine; Winch Tractors, Welding machines (6-9),

GROUP 2: Air Comporessor (3) (feeding a common receiver); Asphalt Spreader; boilers; bulldozers; Combination Backhoe end loader with Backhoe bucket 1/2 cu. yd. and under or with attachments; Corboy drilling machine; Grader, Elevating; Grouting machines; Guard rail post driver; Highlift Shovel or frontend loader; Hoist (automatic), Hoist (all elevators); Hoist (tugger and single drum); Post hole digger; rollers (all); Scoop (tractor drawn); Stone crushers; Tournapull; Winch trucks

GROUP 3: Air compressor - small 210 and under (1 to 5 not to exceed a total of 300 feet); Air compressor - large over 210; Air compressor (2) feeding a common receiver; Combination - small equipment operator; Concrete mixer (two bag & over); Conveyor, portable; Forklift-under 10 ton; Generator; Pumps (1 to 3 not to exceed a total of 300 feet); Pumps, well points; Steam generators; Tractors, farm & similar type; Welding machines (2 thru 5); Winches, 4 electric drillo winches

GROUP 4: Bull gang (crane erection crew); Heaters, mechanical (1 to 5); Oilers; Switchmen

GROUP 5: Fork lifts (Housing and commercial only)

ENGI0150-012 06/01/2022

BUILDING CONSTRUCTION

ST. JOSEPH COUNTY

	Rates	Fringes
POWER EQUIPMENT OPERATOR		
GROUP 1.....	\$ 30.75	34.25
GROUP 2.....	\$ 29.40	34.25
GROUP 3.....	\$ 28.60	34.25
GROUP 4.....	\$ 27.80	34.25
GROUP 5.....	\$ 25.20	34.25

POWER EQUIPMENT OPERATOR CLASSIFICATIONS:

GROUP 1: Mechanic, Asphalt Plant, Asphalt Spreader, Auto

Grader; Batch Plant, Benoto (requires 2 Engineers), Boiler and Throttle Valve, Boring Machine (road), Bulldozers (with engines of 140 net horse power or more) Caisson Rigs, Central Redi-mix Plant, Concrete Conveyor Systems, Concrete Power (over 27E cu. ft.), Concrete Paver (27E cu. ft. and under), Concrete Pumps/Grout concrete placer (Truck Mounted), Concrete Tower, Cranes and backhoes (all), Cranes, Hammerhead Tower, Creter Crane, Derricks (all), Forklift (capable of hoisting and mechanically moving forks horizontally), Grader, Elevating, Highlift Shovels or Front End Loaders (over 3 yd bucket), Hoists (2 or more drums), Locomotives (all), Laser screed, Motor Patrol, Pile Drivers and Skid Rig, Pre-Stress Machines, Pump Cretes & Similar Types, Rock Drill (Self-Propelled), Rock Drill (self propelled Truck Mounted), Scoops (tractor drawn), Slip-Form Paver, Tournapull, Tractor with Boom & Side Boom, Trenching Machine (12 or more inches in width), Combination Backhoe Front End Loader Machine with backhoe 1/2 yd bucket or attachments.

GROUP 2: Air Compressor (600 cu. ft. and over), Bob Cat (over 3/4 cu. yd.), Boilers, Broom (all powered propelled), Bull Dozers with engines of less than 140 net horsepower, combination backhoe front end loader 1/2 yf bskhoe or under, Compressor and Throttle Valve, Concrete Breaker (truck mounted), Concrete Mixer (of moore than 21 cu. ft. capacity), Forklift (with fixed or tilt mast), Greaser Engineer, Highlift shovel or front endloader 3 yd bucket and under, Hoists (1 drum), Hydraulic Boom Truck, Post Hole Digger (vehicle mounted), Pump Cretes (squeeze crete type pumps, Gypsum, bulker , Rollers(all), Steam Generators, Stone Crushers, Stradddle Buggies, Tractors, Winch Trucks (with "a" frame).

GROUP 3: Buck Hoist, Combination (small equipment operator), .Conveyor (portable), Grouting Machine, Hoist Elevators (material and personnel), Hydraulic Power Units, Grouting and Pile Driving, Stud Welder, Trenching Machines less than 12 inches in width, Welding Machines (8 through 15).

GROUP 4: Bobcat (up to and including 3/4 cu. yd.). Compressor (over 210 cu. ft. and less than 600 cu. ft.), Generator (over 50 kw.), Heaters, Mechanical, Hoists (all elevator, permanent installation), Hoist (automatic), Hoist (tugger single drum), Oilers, Pumps, Well Points and electric submersible, Small Rubber Tired End Loaders (1/4 cu. yd. and under), Tractors (farm type) Welding Machines (2 through 8).

GROUP 5: Bobcats and forklifts (commercial or residential).

POWER EQUIPMENT OPERATOR HEAVY/HIGHWAY

LAKE, LAPORTE, PORTER AND ST. JOSEPH COUNTIES

	Rates	Fringes
POWER EQUIPMENT OPERATOR		
GROUP 1.....	\$ 42.15	37.20
GROUP 2.....	\$ 41.70	37.20
GROUP 3.....	\$ 41.25	37.20
GROUP 4.....	\$ 40.05	37.20
GROUP 5.....	\$ 39.00	37.20

POWER EQUIPMENT OPERATOR CLASSIFICATIONS

GROUP 1: Asphalt plants (construction), Asphalt plant (permanent), Auto Patrol (Maintainer), Automatic Dry Batch Plant, Automated Concrete Placer, Automated Sub-Grader, Automated Slip Form Paver, Automated Finish Machine, Combination Backhoe Front, End Loader Machine (1/2 cu. yd.), Backhoe bucket or over or with attachments), Combination backhoe 1 cu yd, Backhoe bucket or over or with attachments, Ballast Regulator (RR), Belt Loader (stationary), Boring Machine (road), Bulldozer, Concrete Mixer(27 cu. ft. or over), Concrete Pump (truck mounted), Concrete Breaker (truck mounted and self-propelled), Core Drilling Machine, Cranes and Backhoes (all attachments), Cranes, Hammerhead, Creter Crane, Crushers (concrete, rock, recycling, etc.), Derricks , Derricks (traveling), Dredge Operator, Formless Curb and Gutter Machine (36 inches and over), Formless Curb and Gutter Machine under 36 inches, Gradall and Machines (of a like nature), Guardrail Post Driver (truck mounted), Lead Greaser, Helicopter, Highlift Shovel (3 yd. and over), Hoist (1 drum), Hoist (2, and 3 drums), Hydraulic Power Units (grouting, piledriving and extracting) Hydro or water blaster (self-propelled), Locomotive Operators, Mechanic, Welder, Mucking Machine, Panelboard Concrete Plant (central mix type), Paver (Hetherington), Pile Driver (Skid or Crawler), Road Paving Mixer, Rock Drill Crawler or Skid Rig, Rock Drill (truck Mounted), Ross Carrier, Roto Mill Grinder (36" and over), Roto mill grinder (less than 36"), Throttle Valve and Compressor or Clever Brooks Type Combination, Throttle Valve and Fireman Combination or Horizontal or Upright Boiler, Tournapull or similar type equipment, Tractor (boom), Tractor Drawn Belt Loader with attached Pusher (requires two engineers), Trench Machine, Tug Boat Operator, Wheel Excavator, Winch Tractor with "a" frame, Scoops, Turnapull or similar types machine used in Tandem (add \$1.00 to class 1 hourly rate for each machine attached there to).

GROUP 2: Combination Backhoe Front End Loader Machine with less than 1/2 cu. yd., Backhoe Bucket or with attachments,

Bituminous Mixer, Bituminous Paver, Bridge Deck Finisher, Concrete Mixer (less than 27 cu. ft.), Compressor and throttle valve, Compressor (common receiver 3), Greaser, Highlift Shovels (under 3 cu. yds.), Jersey Spreader or Base Paver, Pavement Bump Grinder (self-propelled), Roller (Asphalt, waterbound, Macadam, Bituminous Macadam, Brick Surface, Sheepfoot Roller (self- propelled with blade), Surface Heater and Planer, Tamper (mutiple vibrating, asphalt waterbound macadam, bituminouous macadam, brick surface), Tractor (push), Tractor with scoop, Widener, Apsco or similar type.

GROUP 3: Back Filler, Bituminous Distributor, Broom and Belt Machine, Bull Float, Compressor (common receiver 2), Concrete cutter wheel type (rockwell), Concrete Finishing Machine, Concrete Spreader (power driven), Digger, Post Hole (power driven), Finishing Machine and Bull Float, Forklift, Form Grader, Form Tamper (motor driven), Hydraulic (boom truck) when used for hauling materials, Laser screed, Mutiple Tamping Machine, Paving Breaker, Roller (earth and subbase material), Roller sheepfoot (self-propelled), Sub-grader, Tamper, Mutipile Vibrating (earth and subbase material), Tractaire with Drill, Tractor (with all drawn attachements except backhoe and including Highlift, Endloader of 1 cu. yd. capacity and less.

GROUP 4: Air Compressors, Conveyor (all), Fireman on Boiler, Generator, Grout Machine, Power curing Spraying Machine (self-propelled), Broom (self-propelled), Seaman Tiller, Skid steer loaders, Spike Machine (RR), Stripping Machine (paint, self-propelled), Throttle Valve, Welding Machine, Well Points System.

GROUP 5: Deck Hand, Hetherington Driver, Mechanical Heater (1 to 5), Outboard or Inboard Motor Boat, Oiler, Power Saw (Concrete Power Driven), Water Pump, Grasscutter.

IRON0292-001 06/01/2022

ST. JOSEPH and LAPORTE (Remainder of County) COUNTIES

	Rates	Fringes
IRONWORKER.....	\$ 33.62	24.25

IRON0395-001 06/01/2021

LAKE, PORTER AND LAPORTE (FROM LAKE MICHIGAN ON NORTH TO 50 MILES S. OF LAKE MICHIGAN ON THE S. AND FROM IN/IL STATE LINE ON W. TO 3 MILES E. OF IN. COUNTIES

Rates	Fringes
-------	---------

IRONWORKER

SHEETER.....	\$ 41.75	34.54
STRUCTURAL & ORNAMENTAL.....	\$ 41.75	34.54

LABO0041-001 06/01/2020

BUILDING CONSTRUCTION

LAKE COUNTY (Western Half)

	Rates	Fringes
--	-------	---------

Laborers:

CAISSON AND TUNNEL WORK		
(Compressed & Free Air).....	\$ 37.90	23.93
GROUP 1.....	\$ 36.40	23.93
GROUP 2.....	\$ 37.15	23.93
GROUP 3.....	\$ 37.40	23.93

LABORER CLASSIFICATIONS:

GROUP 1: Building and Construction Laborers; Scaffold Builders (other than for Mason or Plasterers); Railroad Workers, Masonry Wall Workers, (interior & exterior); Portable Water, Pumps with discharge up to 3 indches; Handling of Creosote Lumber or Like Treated Material (excluding railroad material); Asphalt Rakers and Lutemen; Earth compactors; Jackmen and Sheetmen Working Ditches Deeper than Six (6) Feet in Depth; Laborers Working Ditches Six (6) Feet in Depth or Deeper; Assembly of Unicrete Pump; Tile Layers (sewer or field) and Sewer Pipe Layers (metallic or non-metallic); Motor Driven Wheelbarrows and Concrete Buggies; Hyster Operators; Pump Crete Assemblers; Core Drill Operators; Cement, Lime or Silica Clay Handler (bulk or bag); Handling of Toxic Materail Damaging to Clothing; Pneumatic Spikers; Deck Engine and Winch Operators; Water main and Cable Ducking (metallic and non-metallic); Screed Man or Screw Operator on Asphalt Paver; Chain Saw and Demolition Saw Operators; Concrete Saw; Concrete Conveyor Assemblers; Applying of Curing Compound; Sinking of Wellpoints; Dewatering Header Systems

GROUP 2: Plaster Tenders, Masons Tenders; Mortar Mixers; Welders (acetylene or electric); Cutting Torch or Burner; Cement Nozzle Laborers; Cement Gun Operators; Scaffold Builders for Plasterers; Scaffold Builders for Masons; Water Blast Machine Operators; Air Tool Operators and all Pneumatic Tool Operators, Air and Electric Vibrators and Chpping Hammer Operators; Asbestos Removal; Hazardous Waste Removal; All Boiler Setters Laborers, including expediters, bottom men, bell men, and Mason Tenders

GROUP 3: Dynamite Men; Drillers, Air Track or Wagon Drilling

for explosives.

CAISSON AND TUNNEL WORK (Compressed & Free Air)

GROUP 1: Cage Tenders, Dump Men, Flagman, Signalman, Top Laborers, Rod Men, Concrete Repairmen, Motor Men, Muckers, Grout Machine, Track Layers, Air Hoist, Key Board, Agitator Car, Car Pushers, Concrete Laborers, Grout Laborers, Sttl Setters, Tuggers, Switchmen, Mucking Machine, Laser Beam, Liner Plate & Ring Setter, Shield Drivers, Power Knife, Burners, Pipe Jacking Machine, Skinners, Maintenance Technician, Miner, Bricklayer Tenders, Concrete Blowers, Drillers, Erectors, Form Men, Jackhammermen, Mining Machine, Dynamite Men, Drillers-air track or wagon drilling for explosives.

Premium for all employees working in compressed air shall be as follows:

0 - 15 lbs.	\$1.00 per hour
16 - 20 lbs.	1.50 per hour
21 - 26 lbs.	2.00 per hour
27 - 33 lbs.	3.00 per hour
34 & over	4.00 per hour

LABO0041-004 04/01/2022

UTILITY CONSTRUCTION

LAKE COUNTY

	Rates	Fringes
LABORERS		
Group 1.....	\$ 31.74	23.63
Group 2.....	\$ 32.04	23.63
Group 3.....	\$ 32.74	23.63

LABORERS CLASSIFICATIONS (HEAVY AND HIGHWAY)

GROUP 1: Construction Laborer, Carpenter Tender, Fence Erector, Grade Checker, Guard Rail Erector, Continuous Steel Rod or Mat Installer, Wire Mesh Layer, Joint Man (Mortar, Mastic, and all other types), Lighting Installer (Permanent or Temporary), Lineman for Automatic Grade Maker on Paving Machines, Mortar Man, Multi-Plant Erector, Rip-rap Installer (all Products and Materials), Road Marking and Delineation Laborer, Setting and Placing of all Precast Concrete Products, Sing Installation including supporting structure, Spraying of all Epoxy, Curing Compound, or Like Material, Flagperson, Air Tool, Power Tool Operator, Asphalt Raker Man, Batch Truck Dumper, Bridge Hand Rail EREctor, Handler (bulk or bag cement),

Chain Saw Man, Concrete Puddler, Concrete Rubber, Concrete Saw Operator, Core Drill Operator, Eye Level, Hand Blade Operator Hydro Seeder Man, Motor Driven Georgia Buggy Operator, Power Driven Compactor or Taper Operator, Power Saw Operator, Pump Crete Assembly Man, Sreed Man or Screw Man on Asphalt Paver, Regar Installer, Sandblaster Man, Sealer Applicator for Asphalt (toxic), Setting and Placing pre-stressed on Pre-cast Concrete Structural Members, Side Rail Setters (for Sidewalk, Side Ditches, Radii, and Pavement), Spreader Box Tender (manua or power driven), Straw Blower Man, Subsurface Drain and Culvert Pipe Layer, Concrete Conveyor, Horizontal Boring and Jackman and Sheetman, Pipe Greade Man, Winch and Windless Operator Conduit Installer, Sod Layer

GROUP 2: Cutting Torch Burner, Laser Beam Aligner, Manhole Erector, Sewer Pipe Layer, Water Line Installer, Temporary or Permanent Welders (electric or Oxy Acetylene)

GROUP 3: Air Track and Wagon Drillman, Dynamite and Powder Man, Concrete Barrier Rail Form Setter, Concrete Saw Joint Control Cutting

LABO0081-001 04/01/2022

HEAVY and HIGHWAY CONSTRUCTION:

LAKE, LA PORTE, and PORTER COUNTIES

	Rates	Fringes
Laborers:		
GROUP 1.....	\$ 31.74	23.63
GROUP 2.....	\$ 32.04	23.63
GROUP 3.....	\$ 32.74	23.63

LABORERS CLASSIFICATIONS (HEAVY AND HIGHWAY)

GROUP 1: Construction Laborer; Carpenter Tender; Fence Erector; Grade Checker; Guard Rail Erector; Continuous Steel Rod or Mat Installer; Wire Mesh Layer; Joint Man (Mortar, Mastic, and all other types); Lighting Installer (Permanent or Temporary); Lineman for Automatic Grade Maker on Paving Machines; Mortar Man; Multi-Plant Erector; Rip-rap Installer (all Products and Materials); Road Marking and Delineation Laborer; Setting and Placeing of all Precast Concrete Products; Sing Installation including Supporting Structure; Spraying of all Epoxy, Curing Compound, or Like Material; Flagperson; Air Tool, Power Tool Operator; Asphalt Raker Man; Batch Truck Dumper; Bridge Hand Rail Erector; Handler (bulk or bag cement); Chain Saw Man; Concrete Puddler; Concrete Rubber; Concrete Saw Operator; Core Drill Operator, Eye Level; Hand Blade

Operator Hydro Seeder Man; Motor Driven Georgia Buggy Operator; Power Driven Compactor or Tamper Operator; Power Saw Operator; Pump Crete Assembly Man; Screed Man or Screw Man on Asphalt Paver; Rebar Installer; Sandblaster Man; Sealer Applicator for Asphalt (toxic); Setting and Placeing Prestressed on Precast Concrete Structural Members; Side Rail Setters (for Sidewalk, Side Ditches, Radii, and Pavement); Spreader Box Tender (manual or power driven); Straw Blower Man; Subsurface Drain and Culvert Pipe Layer; Concrete Conveyor; Horizontal Boring and Jackman and Sheetman; Pipe Grade Man; Winch and Windlass Operator Conduit Installer, Sod Layer.

GROUP 2: Cutting Torch Burner; Laser Beam Aligner; Manhole Erector; Sewer Pipe Layer; Water Line Installer, Temporary or Permanent; Welders (electric or Oxy-Acetylene).

GROUP 3: Air Track and Wagon Drillman; Dynamite and Powder Man; Concrete Barrier Rail Form Setter; General Laborer; concrete saw, joint control cutting

LABO0081-002 04/01/2022

UTILITY CONSTRUCTION

LA PORTE & PORTER COUNTIES

	Rates	Fringes
Laborers:		
GROUP 1.....	\$ 31.74	23.63
GROUP 2.....	\$ 32.04	23.63
GROUP 3.....	\$ 32.74	23.63

LABORERS CLASSIFICATIONS (UTILITY CONSTRUCTION)

GROUP 1: Construction laborer; Fence erector; Flagger; Grade checker; Guard rail erector; Wire mesh layer; Joint man (mortar, mastic and all other types); Lighting installer (permanent or temporary); Lineman for automatic grade maker on paving machines; Mortar man; Multi-plate erector; Rip-rap installer (all products and materials); Road marking and delineation laborer; Setting and placing of all precast concrete products; Sign installation including supporting structure; Spraying of all epoxy, curing compound, or like material; sod layer; Air tool, power tool, and power equipment operator; Asphalt lute man; Asphalt raker man; Batch truck dumper; Bridge handrail erector; Handler (bulk or bag cement); Chain saw man; concrete puddler; concrete rubber; Concrete saw operator; Core drill operator, eye level; Hand blade operator; Hydro seeder man; Motor-driven Georgia buggy operator; Power-driven compactor or tamper operator; Power saw

operator; Pumpcrete assembly man; Screed man or screw man on asphalt paver; Rebar installer; Sandblaster man; Sealer applicator for asphalt (toxic); Setting and placing prestressed or precast concrete structural members; Side rail setter (for sidewalks, side ditches, radii, and pavements); Spreader box tender (manual or power-driven); Straw blower man; Subsurface drain and culvert pipe layer; Transverse and longitudinal hand bull float man; Concrete conveyor assembly man; Horizontal boring and jacking man; Jackman and sheetman; Pipe grade man; Winch and windlass operator

GROUP 2: Cutting torch burner; Laser beam aligner; Manhole erector; Sewer pipe layer; Water line installer, temporary or permanent; Welder (electric or oxy-acetylene) in connection with waterline and sewer work, Hod Carrier (tending bricklayers); Tying and associated grouting of utility lines

GROUP 3: Air track and wagon drillman; Concrete barrier rail form setter; Dynamite and powder man; General leadman; Concrete Saw Joint Control cutting

LABO0081-004 06/01/2022

LAKE (Eastern Half), LA PORTE, and PORTER COUNTIES

	Rates	Fringes
Laborers		
GROUP 1.....	\$ 37.34	26.03
GROUP 2.....	\$ 38.09	26.03
GROUP 3.....	\$ 38.34	26.03

LABORER CLASSIFICATIONS (Building Construction)

GROUP 1: Building and Construction Laborers; Scaffold Builders (other than for Mason or Plasterers); Mechanic Tenders; Rodmen and Chainmen, Railroad Workers, Masonry Wall Workers, (interior & exterior); Roofer Tenders, Cement Finisher Tenders, Carpenter Tenders, Portable Water, Pumps with discharge up to 3 inches; Waterproofing; Hauling of Creosote Lumber or Lutemen; Asphalt Rakers; Kettlem, Earth Compactors; Jackman and Sheetmen in Ditches more than 6 ft. deep; Laborers in ditches 6' deep or deeper; Assembly of Uncrete Pump; Tile Layers (sewer or field); Sewer Pipe Layers; Motor driven Wheelbarrows and Concrete Buggies; Hyster Operator; Pump Crete Assemblers; Core Drill Operator; Cement, Line or Silica Clay Handers; Handling of Toxic Materials damaging to clothing; Pneumatic Spikers; Deck Engine and Winch Operator; Water Main and Cable Ducking; Screed Man or Screw Operator on Asphalt Paver; Chain Saw and Demolition Saw Operator; Concrete Conveyor

Assembler

GROUP 2: Plaster Tenders, Masons Tenders; Mortar Mixers; Welders (acetylene or electric); Cutting Torch or Burner; Cement Nozzle; Cement Gun; Scaffold Builders when working for Plasterers, and Mason; Water Blast Machine Operator; Air Tool Operators and all Pneumatic Tool Operators; Air and Electric Vibrators and Chipping Hammer Operators; Asbestos Removal; Hazardous Waste Removal

GROUP 3: Dynamite Men; Drillers, Air Track or Wagon Drilling for explosives; Laborer Specialist

LAB00645-001 06/01/2022

BUILDING CONSTRUCTION

ST JOSEPH COUNTY

	Rates	Fringes
Laborers:		
GROUP 1.....	\$ 25.73	17.15
GROUP 2.....	\$ 26.48	17.15
GROUP 3.....	\$ 26.73	17.15

BUILDING CONSTRUCTION

GROUP 1: Building and Construction Laborers; Scaffold Builders (other than for Plasterers); Mechanic Tenders; Window Washers and cleaners; Waterboys and Toolhousemen; Roofers Tenders; Railroad Workers; Masonry Wall Washers (interior and exterior); Cement Finisher Tenders; Carpenter Tenders; All Portable Water pumps with discharge up to (3) inches; Plaster Tenders; Mason Tenders; Flag & Signal Person.

GROUP 2: Waterproofing; Handling of Creosot Lumber or like treated material (excluding railroad material); Asphalt Rakers and Lutemen; Kettlemen; Air Tool Operators and all Pneumatic Tool Operators; Air and Electric Vibrators and Chipping Hammer Operators; Earth Compactors Jackmen and Sheetmen working Ditches deeper than (6) ft.in depth; Laborers working in ditches (6) ft.in depth or deeper; Assembly of Unicrete Pump; Tile Layers (sewer or field) and Sewer Pipe Layer (metallic or non-metallic); Motor driven Wheelbarrows and Concrete Buggies; Hyster Operators; Pump Crete Assemblers; Core Drill Operators; Cement, Lime or Silica Clay Handlers (bulk or bag); Handling of Toxic Materials damaging to clothing; Pneumatic Spikers; Deck Engine and Winch Operators; Water Main and Cable Ducking (metallic and non-metallic); Screed Man or Screw Operator on Asphalt Paver; Chain and Demolition Saw Operators;

Concrete Conveyor Assemblers.

GROUP 3: Water Blast Machine Operator; Mortar Mixers; Welders (Acetylene or electric); Cutting Torch or Burner; Cement Nozzle. Laborers; Cement Gun Operator; Scaffold Builders when Working for Plasterers. Dynamite Men; Drillers - Air Track or Wagon Drilling for explosives Hazardous and Toxic material handler, asbestos removal or handler.

LABO0645-002 04/01/2022

UTILITY CONSTRUCTION

ST JOSEPH COUNTY

	Rates	Fringes
Laborers:		
GROUP 1.....	\$ 27.40	17.22
GROUP 2.....	\$ 27.90	17.22
GROUP 3.....	\$ 28.40	17.22

LABORER CLASSIFICATIONS (UTILITY CONSTRUCTION)

GROUP 1: Construction laborer; Fence erector; Flagger; Grade checker; Guard rail erector; Wire mesh layer; Joint man (mortar, mastic and all other types); Lighting installer (permanent or temporary); Lineman for automatic grade maker on paving machines; Mortar man; Multi-plateerector; Rip-rap installer (all products and materials); Road markin and delineation laborer; Setting and placing of all precast concrete products; Sign installation including supporting structure; Spraying of all epoxy, curing compound, or like material; sod layer; Air tool, power tool, and power equipment operator; Asphalt lute man; Asphalt raker man; Batch truck dumper; Bridge handrail erector; Handler (bulk or bag cement); Chain saw man; concrete puddler; concrete rubber; Concrete saw operator; Core drill operator, eye level; Hand blade operator; Hydro seeder man; Motor-driven Georgia buggy operator; Power-driven cmpactor or tamper operator; Power saw operator; Pumpcrete assembly man; Screed man or screw man or asphalt paver; Rebar installer; Sandblaster man; Sealer applicator for asphalt (toxic); Setting and placing prestressed or precast concrete structural members; Side rail setter (for sidewalks, side ditches, radii, and pavements); Spreader box tender (manual or power-driven); Straw blower man; Subsurface drain and culvert pipe layer; Concrete conveyor assembly man; Horizontal boring and jacking man; Jackman and sheetman; Pipe grade man; winch and windlass operator.

GROUP 2: Cutting torch burner; Laser beam aligner; Manhole erector; Sewer pipe layer; Water line installer, temporary

or permanent; Welder (electric or oxy-acetylene) in connection with waterline and sewer work, Hod Carrier (tending bricklayers); Tying and associated grouting of utility lines.

GROUP 3: Air track and wage drillman; Concrete barrier rail form setter; Dynamite and powder man; General leadman; Concrete Saw Joint Cutting.

LABO0645-004 04/01/2022

HEAVY AND HIGHWAY

ST. JOSEPH COUNTY

	Rates	Fringes
LABORERS		
GROUP 1.....	\$ 27.40	17.22
GROUP 2.....	\$ 27.90	17.22
GROUP 3.....	\$ 28.40	17.22

LABORER CLASSIFICATIONS (HEAVY AND HIGHWAY CONSTRUCTION)

GROUP 1: Construction laborer; Fence erector; Flagger; Grade checker; Guard rail erector; Wire mesh layer; Joint man (mortar, mastic and all other types); Lighting installer (permanent or temporary); Lineman for automatic grade maker on paving machines; Mortar man; Multi-plateerector; Rip-rap installer (all products and materials); Road markin and delineation laborer; Setting and placing of all precast concrete products; Sign installation including supporting structure; Spraying of all epoxy, curing compound, or like material; sod layer; Air tool, power tool, and power equipment operator; Asphalt lute man; Asphalt raker man; Batch truck dumper; Bridge handrail erector; Handler (bulk or bag cement); Chain saw man; concrete puddler; concrete rubber; Concrete saw operator; Core drill operator, eye level; Hand blade operator; Hydro seeder man; Motor-driven Georgia buggy operator; Power-driven cmpactor or tamper operator; Power saw operator; Pumpcrete assembly man; Screed man or screw man or asphalt paver; Rebar installer; Sandblaster man; Sealer applicator for asphalt (toxic); Setting and placing prestressed or precast concrete structural members; Side rail setter (for sidewalks, side ditches, radii, and pavements); Spreader box tender (manual or power-driven); Straw blower man; Subsurface drain and culvert pipe layer; Concrete conveyor assembly man; Horizontal boring and jacking man; Jackman and sheetman; Pipe grade man; winch and windlass operator

GROUP 2: Cutting torch burner; Laser beam aligner; Manhole erector; Sewer pipe layer; Water line installer, temporary

or permanent; Welder (electric or oxy-acetylene) in connection with waterline and sewer work, Hod Carrier (tending bricklayers); Tving and associated grouting of utility lines.

GROUP 3: Air track and wage drillman; Concrete barrier rail form setter; Dynamite and powder man; General leadman; Concrete Saw Joint Cutting

PAIN0027-004 06/01/2021

LAKE COUNTY, West of Highway #41, including HAMMOND area

	Rates	Fringes
GLAZIER.....	\$ 47.73	39.84

PAIN0091-004 06/01/2022

LA PORTE (Everything East of Hwy 39 and North of Hwy 20, including the Cities of LaPorte and Michigan City); ST. JOSEPH COUNTIES

	Rates	Fringes
PAINTER		
Brush & Roller, Drywall		
Taping & Finishing,		
Vinyl/Paper Hanging.....	\$ 28.75	16.36
Spray.....	\$ 29.25	17.00

PAIN0460-003 06/01/2022

PORTER, LAKE and the remainder of LA PORTE COUNTY)

	Rates	Fringes
Painters:		
DRYWALL FINISHING.....	\$ 37.98	27.68
PAINTER.....	\$ 37.10	27.68

PAIN1165-005 07/01/2022

LAKE (EAST OF HIGHWAY #41 EXCLUDING HAMMOND AREA), LAPORTE and PORTER COUNTIES

	Rates	Fringes
GLAZIER.....	\$ 39.38	26.90

PAIN1165-009 07/01/2021

ST. JOSEPH COUNTY

	Rates	Fringes
GLAZIER.....	\$ 29.81	18.48

PLAS0101-006 06/01/2018		

HEAVY/HIGHWAY

ST. JOSEPH COUNTY

	Rates	Fringes
CEMENT MASON/CONCRETE FINISHER...	\$ 31.50	14.30

PLAS0101-007 06/01/2018		

BUILDING CONSTRUCTION

ST. JOSEPH COUNTY

	Rates	Fringes
CEMENT MASON/CONCRETE FINISHER...	\$ 28.84	14.48
PLASTERER.....	\$ 26.81	12.40

PLAS0165-001 07/01/2018		

LAKE COUNTY (EXCEPT BY THE NORTHEAST SECTION LYING NORTH OF
CROWN POINT AND EAST OF GRIFFITH)

	Rates	Fringes
CEMENT MASON/CONCRETE FINISHER		
BUILDING CONSTRUCTION.....	\$ 37.28	18.53
HEAVY & HIGHWAY		
CONSTRUCTION.....	\$ 33.94	13.80
PLASTERER.....	\$ 32.70	17.70

PLAS0406-001 07/01/2018		

LAKE COUNTY (NORTHWARD ON LAKE COUNTY LINE TO AND INCLUDING THE
CITY OF MERRILLVILLE, BUT NOT THE CITY LIMITS OF CROWN POINT)
and PORTER COUNTIES

	Rates	Fringes
CEMENT MASON/CONCRETE FINISHER		
BUILDING CONSTRUCTION.....	\$ 35.48	21.68
HEAVY & HIGHWAY		

CONSTRUCTION.....	\$ 32.00	15.74
PLASTERER.....	\$ 33.28	17.32

PLAS0438-001 06/01/2018

LAPORTE COUNTY, EASTERN PORTION OF PORTER COUNTY WEST TO BUT
NOT INCLUDING CHESTERTON IN THE NORTH AND WEST TO AND INCLUDING
KOUTS IN THE SOUTH

	Rates	Fringes
CEMENT MASON/CONCRETE FINISHER		
BUILDING CONSTRUCTION		
Cement Mason.....	\$ 36.01	25.40
HEAVY & HIGHWAY		
CONSTRUCTION		
Cement Mason.....	\$ 30.89	17.34

PLUM0172-006 06/01/2022

LA PORTE COUNTY (CITY OF LAPORTE) and ST. JOSEPH COUNTIES

	Rates	Fringes
Plumber, Pipefitter,		
Steamfitter.....	\$ 38.54	21.79

PLUM0210-001 09/01/2022

LAKE, LAPORTE (Excluding the City of LaPorte) and PORTER
COUNTIES

	Rates	Fringes
PLUMBER.....	\$ 44.42	26.06

PLUM0597-003 06/01/2018

LAKE (Entire County), LA PORTE (Excluding the city of La
Porte), PORTER (Entire County)

	Rates	Fringes
PIPEFITTER.....	\$ 48.50	31.12

ROOF0023-006 06/01/2021

LA PORTE and ST. JOSEPH COUNTIES

	Rates	Fringes
--	-------	---------

ROOFER

COMPOSITION.....	\$ 30.50	19.03
SLATE & TILE.....	\$ 32.00	19.03

ROOF0026-003 06/01/2022

LAKE AND PORTER COUNTIES

	Rates	Fringes
ROOFER.....	\$ 40.79	24.47

SFIN0281-001 01/01/2018

PORTER COUNTY (North of U.S. Route 30)

	Rates	Fringes
Sprinkler Fitters.....	\$ 48.10	27.05

SFIN0669-002 04/01/2022

	Rates	Fringes
SPRINKLER FITTER.....	\$ 41.40	26.61

SHEE0020-013 07/01/2022

ST. JOSEPH COUNTY

	Rates	Fringes
Sheet metal worker.....	\$ 36.71	27.78

SHEE0020-015 07/01/2022

LAKE, LAPORTE, and PORTER COUNTIES

	Rates	Fringes
Sheet metal worker.....	\$ 45.55	28.75

TEAM0135-004 04/01/2021

LA PORTE COUNTY

	Rates	Fringes
TRUCK DRIVER (BUILDING CONSTRUCTION ONLY)		
GROUP 1.....	\$ 30.40	.37+A
GROUP 2.....	\$ 30.90	.37+A
GROUP 3.....	\$ 31.10	.37+A
GROUP 4.....	\$ 31.25	.37+A

GROUP 5.....\$ 31.75 .37+A

A: \$37.90 PER DAY & 460.00 PER WEEK.

TRUCK DRIVER CLASSIFICATIONS

GROUP 1: Single Axle Trucks, seven (7) cu. yds. or less than ten and one-half (10 1/2) tons, dumpsters, scoop-mobiles five (5) cu.yds. and under or less than seven and one-half (7 1/2) tons, mixer trucks three (3) cu.yds. and under, air compressors and welding machines, including those pulled by separate units, batch trucks-wet or dry- 2""34-E"" batches or less, truck driver helpers, warehousemen, mechanic's helpers, greasers and tiremen, all pick-up trucks and other vehicles. Drivers on dumpsters or similar dumpsters, mounted on four (4) wheel truck rated two (2) cu.yds. or less, and small pallet type fork-lift operator and drivers on pallet jacks or similar type equipment.

GROUP 2: Drivers on tandem axle eighteen (18) cu.yds. or twenty- four (24) tons gross, six (6) wheel trucks, Koehring or similar dumpsters, tract trucks, Euclids, hug bottom dumps, tournapulls, troumatrailer, tournarockers, or similar equipment when used for transportation purposes under nine (9) cu.yds. or less than thirteen and one-half (13 1/2) tons, tandems and semi-trailer service trucks, mixer trucks over three (3) cu.yds. and including six and one-half (6 1/2) cu.yds., fork lift, four (4) wheel A-frame trucks when used for transportation purposes, four (4) wheel winch trucks, pavement breakers, batch trucks-wet or dry- over 2 up to and including 4-""34-E"" batches two (2) men oil distributors, fork-lift under four (4) ton and vacuum trucks.

GROUP 3: Koehring or similar dumpsters, tract trucks, semi-trailer water trucks, Euclids, hug bottom dumps, tournapulls, tournatrailer, tournarockers, tractor trailers, tandems, Q- frame winch trucks, hydrolift trucks or similar equipment when used for transportation purposes, mixer trucks over six and one- half (6 1/2) cu.yds, batch trucks wet or dry over 4 - ""34-E"" batches single equipment operated by employees withing this Bargaining unit. Six (6) wheel pole trailers and one (1) man oil distributors, fork-lift over four (4) ton and mobile mixers.

GROUP 4: Drivers on heavy equipment over sixteen (16) cu.yds. or twenty-four (24) ton, such as Koehring or similar dumpsters, tract trucks, Euclids, hug bottom dumps, tournapulls, tournarockers or similar equipment when used for transportation purposes, pole trailers over six (6) wheels, water pulls, low-boy trailers tandem axles, quad axle or more no-weight limitation, diesel and/or heavy equipment mechanics.

GROUP 5: Mechanic furnishing his own tools.

TEAM0135-011 04/01/2021

	Rates	Fringes
TRUCK DRIVER (HEAVY AND HIGHWAY CONSTRUCTION (LaPorte & St. Joseph Counties))		
GROUP 1.....	\$ 31.16	17.27
GROUP 2.....	\$ 31.21	17.27
GROUP 3.....	\$ 31.26	17.27
GROUP 4.....	\$ 31.31	17.27
GROUP 5.....	\$ 31.36	17.27
GROUP 6.....	\$ 31.26	17.27
GROUP 7.....	\$ 31.46	17.27
GROUP 8.....	\$ 31.46	17.27
GROUP 9.....	\$ 31.56	17.27
GROUP10.....	\$ 31.01	17.27
GROUP11.....	\$ 31.56	17.27
GROUP12.....	\$ 31.66	17.27

TRUCK DRIVER CLASSIFICATIONS

GROUP 1: Single/batches axle straight trucks; Batch trucks, wet or dry 3 (34E) axle or less; Single axle Grease and maintenance truck

GROUP 2: Single axle fuel and water trucks

GROUP 3: Single axle "dog-legs", and tandem truck or dog-legs; Winch trucks or A-frames when used for transportation purposes; Drivers on batch trucks, wet or dry over 3 (34E) batches and tandem axle grease and maintenance truck

GROUP 4: Tandem axle fuel trucks; tandem axle water trucks; butuminous distributors (two-man)

GROUP 5: Tandem trucks over 15 tons payload; Single axle semi trucks; Farm tractors hauling material; Mixer trucks (all types); Trucks pulling tilt-top trailer single axle; Single axle low- boys; Truck-mounted pavement breakers

GROUP 6: Tandem trucks or "dog-legs"; Semi-water Truck; Sprinkler Truck; Heavy equipment-type water wagons, 5,000 gallons and under; butuminous distributors (one-man)

GROUP 7: Tri-axle trucks; Tandem axle semi trucks; Equipment when not self-loaded or pusher loaded, such as Koehring or similar dumpsters, track trucks, Euclid bottom dump and hug bottom dump, tournatrailers, tournarockers, Acey wagons or for similar equipment (12 cu yds or less); Mobile mixer truck; Tandem Axle trucks pulling tilt-top trailer; Tandem

- Axle lowboy; Tri- Axle batch Truck; Tri-Axle grease and maintenance truck

GROUP 8: Tandem-tandem semi trucks; Truck mechanics and welders; Heavy equipment-type water wagon over 5,000 gallons; Tri-Axle Trucks pulling tilt-top trailer; Low-boys, tandem-tandem axle

GROUP 9: Low-boys, tandem tri-axle; Acey wagons up to and including 3 buckets; Equipment when not self-loaded or pusher loaded, such as koehring or similar dumpsters, Track Trucks, Euclid bottom dump and hug bottom dump, Tournatrailers, Tournarockers, Acey wagons or for similar equipment (over 12 cu yds.)

GROUP 10: Pick-up trucks

GROUP 11: Helpers; Greasers; Tire men; Batch board tenders; Warehouseman

GROUP 12: Acey wagon (over 3 buckets); Quad Axle Trucks; Articulating Dump

TEAM0142-002 06/01/2020

	Rates	Fringes
TRUCK DRIVER (BUILDING, HEAVY AND HIGHWAY CONSTRUCTION (INCLUDING ASPHALT PAVING WORK))		
LAKE AND PORTER COUNTIES		
GROUP 1.....	\$ 33.29	29.38
GROUP 2.....	\$ 33.49	29.38
GROUP 3.....	\$ 33.69	29.38
GROUP 4.....	\$ 33.89	29.38
GROUP 5.....	\$ 34.24	29.38
GROUP 6.....	\$ 35.89	29.38

BUILDING, HEAVY & HIGHWAY AND ASPHALT PAVING
LAKE AND PORTER COUNTIES

GROUP 1: 2 and 3 Axle
GROUP 2: 4 Axle
GROUP 3: 5 Axle
GROUP 4: 6 Axle
GROUP 5: Over 6 Axles
GROUP 6: Articulated Dumps

TEAM0364-004 06/01/2020

	Rates	Fringes
--	-------	---------

TRUCK DRIVER

BUILDING CONSTRUCTION (St.
Joseph County)

GROUP 1.....	\$ 28.95	a+b
GROUP 2.....	\$ 29.15	a+b
GROUP 3.....	\$ 29.35	a+b
GROUP 4.....	\$ 29.75	a+b

FOOTNOTE:

a. FRINGE BENEFITS: \$422.50 per week

b. HOLIDAYS: New Year's Day, Memorial Day, Fourth of July,
Labor Day, Thanksgiving Day and Christmas Day.

TRUCK DRIVERS BUILDING CLASSIFICATIONS

GROUP 1: Pickup Trucks
GROUP 2: Single Axle Trucks
GROUP 3: Tandem, Triaxle and Fuel Trucks
GROUP 4: Semi Trailer Trucks

WELDERS - Receive rate prescribed for craft performing
operation to which welding is incidental.

=====

Note: Executive Order (EO) 13706, Establishing Paid Sick Leave for Federal Contractors applies to all contracts subject to the Davis-Bacon Act for which the contract is awarded (and any solicitation was issued) on or after January 1, 2017. If this contract is covered by the EO, the contractor must provide employees with 1 hour of paid sick leave for every 30 hours they work, up to 56 hours of paid sick leave each year. Employees must be permitted to use paid sick leave for their own illness, injury or other health-related needs, including preventive care; to assist a family member (or person who is like family to the employee) who is ill, injured, or has other health-related needs, including preventive care; or for reasons resulting from, or to assist a family member (or person who is like family to the employee) who is a victim of, domestic violence, sexual assault, or stalking. Additional information on contractor requirements and worker protections under the EO is available at <https://www.dol.gov/agencies/whd/government-contracts>.

Unlisted classifications needed for work not included within the scope of the classifications listed may be added after award only as provided in the labor standards contract clauses (29CFR 5.5 (a) (1) (ii)).

The body of each wage determination lists the classification and wage rates that have been found to be prevailing for the cited type(s) of construction in the area covered by the wage determination. The classifications are listed in alphabetical order of ""identifiers"" that indicate whether the particular rate is a union rate (current union negotiated rate for local), a survey rate (weighted average rate) or a union average rate (weighted union average rate).

Union Rate Identifiers

A four letter classification abbreviation identifier enclosed in dotted lines beginning with characters other than ""SU"" or ""UAVG"" denotes that the union classification and rate were prevailing for that classification in the survey. Example: PLUM0198-005 07/01/2014. PLUM is an abbreviation identifier of the union which prevailed in the survey for this classification, which in this example would be Plumbers. 0198 indicates the local union number or district council number where applicable, i.e., Plumbers Local 0198. The next number, 005 in the example, is an internal number used in processing the wage determination. 07/01/2014 is the effective date of the most current negotiated rate, which in this example is July 1, 2014.

Union prevailing wage rates are updated to reflect all rate changes in the collective bargaining agreement (CBA) governing this classification and rate.

Survey Rate Identifiers

Classifications listed under the ""SU"" identifier indicate that no one rate prevailed for this classification in the survey and the published rate is derived by computing a weighted average rate based on all the rates reported in the survey for that classification. As this weighted average rate includes all rates reported in the survey, it may include both union and non-union rates. Example: SULA2012-007 5/13/2014. SU indicates the rates are survey rates based on a weighted average calculation of rates and are not majority rates. LA indicates the State of Louisiana. 2012 is the year of survey on which these classifications and rates are based. The next number, 007 in the example, is an internal number used in producing the wage determination. 5/13/2014 indicates the survey completion date for the classifications and rates under that identifier.

Survey wage rates are not updated and remain in effect until a new survey is conducted.

Union Average Rate Identifiers

Classification(s) listed under the UAVG identifier indicate that no single majority rate prevailed for those classifications; however, 100% of the data reported for the classifications was union data. EXAMPLE: UAVG-OH-0010 08/29/2014. UAVG indicates that the rate is a weighted union average rate. OH indicates the state. The next number, 0010 in the example, is an internal number used in producing the wage determination. 08/29/2014 indicates the survey completion date for the classifications and rates under that identifier.

A UAVG rate will be updated once a year, usually in January of each year, to reflect a weighted average of the current negotiated/CBA rate of the union locals from which the rate is based.

WAGE DETERMINATION APPEALS PROCESS

1.) Has there been an initial decision in the matter? This can be:

- * an existing published wage determination
- * a survey underlying a wage determination
- * a Wage and Hour Division letter setting forth a position on a wage determination matter
- * a conformance (additional classification and rate) ruling

On survey related matters, initial contact, including requests for summaries of surveys, should be with the Wage and Hour National Office because National Office has responsibility for the Davis-Bacon survey program. If the response from this initial contact is not satisfactory, then the process described in 2.) and 3.) should be followed.

With regard to any other matter not yet ripe for the formal process described here, initial contact should be with the Branch of Construction Wage Determinations. Write to:

Branch of Construction Wage Determinations
Wage and Hour Division
U.S. Department of Labor
200 Constitution Avenue, N.W.
Washington, DC 20210

2.) If the answer to the question in 1.) is yes, then an interested party (those affected by the action) can request review and reconsideration from the Wage and Hour Administrator (See 29 CFR Part 1.8 and 29 CFR Part 7). Write to:

Wage and Hour Administrator

U.S. Department of Labor
200 Constitution Avenue, N.W.
Washington, DC 20210

The request should be accompanied by a full statement of the interested party's position and by any information (wage payment data, project description, area practice material, etc.) that the requestor considers relevant to the issue.

3.) If the decision of the Administrator is not favorable, an interested party may appeal directly to the Administrative Review Board (formerly the Wage Appeals Board). Write to:

Administrative Review Board
U.S. Department of Labor
200 Constitution Avenue, N.W.
Washington, DC 20210

4.) All decisions by the Administrative Review Board are final.

=====

END OF GENERAL DECISIO"

DOCUMENT 002513 - PREBID MEETINGS

PART 1 -

1.1 PREBID MEETING

- A. Architect will conduct a Prebid meeting as indicated below:
 - 1. Meeting Date: March 2, 2023.
 - 2. Meeting Time: 10:00a.m., local time.
 - 3. Location: SCOM Administration Boardroom, 1402 S Main St, Mishawaka, IN 46544.
- B. Attendance:
 - 1. Prime Bidders: Attendance at Prebid meeting is mandatory.
 - 2. Subcontractors: Attendance at Prebid meeting is recommended.
 - 3. Notice: Bids will only be accepted from prime bidders represented on Prebid Meeting sign-in sheet.
- C. Bidder Questions: Submit written questions to be addressed at Prebid meeting minimum of two business days prior to meeting.
- D. Agenda: Prebid meeting agenda will include review of topics that may affect proper preparation and submittal of bids, including the following:
 - 1. Procurement and Contracting Requirements:
 - a. Advertisement for Bids.
 - b. Instructions to Bidders.
 - c. Bidder Qualifications.
 - d. Bonding.
 - e. Insurance.
 - f. Bid Security.
 - g. Bid Form and Attachments.
 - h. Bid Submittal Requirements.
 - i. Bid Submittal Checklist.
 - j. Notice of Award.
 - 2. Communication during Bidding Period:
 - a. Obtaining documents.
 - b. Access to Project Web site.
 - c. Bidder's Requests for Information.
 - d. Bidder's Substitution Request/Prior Approval Request.
 - e. Addenda.
 - 3. Contracting Requirements:

- a. Agreement.
 - b. The General Conditions.
 - c. The Supplementary Conditions.
 - d. Other Owner requirements.
 - 4. Construction Documents:
 - a. Scopes of Work.
 - b. Temporary Facilities.
 - c. Use of Site.
 - d. Work Restrictions.
 - e. Alternates, Allowances, and Unit Prices.
 - f. Substitutions following award.
 - 5. Separate Contracts:
 - a. Work by Owner.
 - b. Work of Other Contracts.
 - 6. Schedule:
 - a. Project Schedule.
 - b. Contract Time.
 - c. Liquidated Damages.
 - d. Other Bidder Questions.
 - 7. Site/facility visit or walkthrough.
 - 8. Post-Meeting Addendum.
- E. Minutes: Entity responsible for conducting meeting will record and distribute meeting minutes to attendees. Minutes of meeting are issued as Available Information and do not constitute a modification to the Procurement and Contracting Documents. Modifications to the Procurement and Contracting Documents are issued by written Addendum only.
- 1. Sign-in Sheet: Minutes will include list of meeting attendees.
 - 2. List of Planholders: Minutes will include list of planholders.

END OF DOCUMENT 002513

SECTION 004113 - BID FORM - STIPULATED SUM (SINGLE-PRIME CONTRACT)

PART 1 - GENERAL

1.1 BID INFORMATION

- A. Bidder Name: _____.
- B. Bidder Phone Number: _____.
- C. Bidder eMail: _____.
- D. Project Name: Mishawaka High School Band and Choir Renovations.
- E. Project Location: 1202 Lincolnway E, Mishawaka, Indiana 46544.
- F. Owner: School City of Mishawaka.
- G. Architect: Abonmarche Consultants, Inc.
- H. Architect Project Number: 22-1722.

1.2 CERTIFICATIONS AND BASE BID

- A. Base Bid, Single-Prime (All Trades) Contract: The undersigned Bidder, having carefully examined the Procurement and Contracting Requirements, Conditions of the Contract, Drawings, Specifications, and all subsequent Addenda, as prepared by Abonmarche Consultants, Inc. and Architect's consultants, having visited the site, and being familiar with all conditions and requirements of the Work, hereby agrees to furnish all material, labor, equipment and services, including all scheduled allowances, necessary to complete the construction of the above-named project, according to the requirements of the Procurement and Contracting Documents, for the stipulated sum of:
 - 1. _____ Dollars
(\$ _____).
 - 2. The above amount may be modified by amounts indicated by the Bidder on the attached Document 004323 "Alternates Form."

School City of Mishawaka

22-1722 MHS Band and Choir Renovation

BID FORM - STIPULATED SUM
(SINGLE-PRIME CONTRACT)

004113

1.3 BID GUARANTEE

- A. The undersigned Bidder agrees to execute a contract for this Work in the above amount and to furnish surety as specified within 10 days after a written Notice of Award, if offered within 60 days after receipt of bids, and on failure to do so agrees to forfeit to Owner the attached cash, cashier's check, certified check, U.S. money order, or bid bond, as liquidated damages for such failure, in the following amount constituting five percent (5%) of the Base Bid amount above:

1. _____ Dollars
(\$_____).

- B. In the event Owner does not offer Notice of Award within the time limits stated above, Owner will return to the undersigned the cash, cashier's check, certified check, U.S. money order, or bid bond.

1.4 SUBCONTRACTORS AND SUPPLIERS

- A. The following companies shall execute subcontracts for the portions of the Work indicated:

1. Flooring: _____.
2. Doors: _____.
3. Door Hardware: _____.
4. Painting: _____.
5. Lighting/ Electrical: _____.

1.5 TIME OF COMPLETION

- A. The undersigned Bidder proposes and agrees hereby to commence the Work of the Contract Documents on May 22, 2023.
1. Substantial Completion: July 24, 2023.
 2. Final Completion: July 31, 2023.
 3. If unable to meet this schedule, Bidder shall propose an alternate schedule for the Owner's review.
 4. Final Schedule will be included in the Agreement Between Owner and Contractor.

1.6 ACKNOWLEDGEMENT OF ADDENDA

- A. The undersigned Bidder acknowledges receipt of and use of the following Addenda in the preparation of this Bid:

1. Addendum No. 1, dated _____.
2. Addendum No. 2, dated _____.
3. Addendum No. 3, dated _____.
4. Addendum No. 4, dated _____.

1.7 BID SUPPLEMENTS

- A. The following supplements are a part of this Bid Form and are attached hereto.

1. Bid Form Supplement - Alternates.
2. Bid Form Supplement - Bid Bond Form (AIA Document A310-2010).
3. Bid Form Supplement - Proposed Schedule of Values Form
4. Bid Form Supplement - Section 002213a - Resolution Requiring Responsive and Responsible Vendor Requirements.
5. Bid Form Supplement - Section 002213b - Wage Rates

1.8 CONTRACTOR'S LICENSE

- A. The undersigned further states that it is a duly licensed contractor, for the type of work proposed, in City of Mishawaka, and that all fees, permits, etc., pursuant to submitting this proposal have been paid in full.

1.9 SUBMISSION OF BID

- A. Respectfully submitted this ____ day of _____, 2023.
- B. Submitted By: _____ (Name of bidding firm or corporation).
- C. Authorized Signature: _____ (Handwritten signature).
- D. Signed By: _____ (Type or print name).
- E. Title: _____ (Owner/Partner/President/Vice President).
- F. Witnessed By: _____ (Handwritten signature).

School City of Mishawaka

22-1722 MHS Band and Choir Renovation

BID FORM - STIPULATED SUM
(SINGLE-PRIME CONTRACT)

004113

- G. Attest:_____ (Handwritten signature).
- H. By:_____ (Type or print name).
- I. Title:_____ (Corporate Secretary or Assistant Secretary).
- J. Street Address:_____.
- K. City, State, Zip:_____.
- L. Phone:_____ -.
- M. License No.:_____.
- N. Federal ID No.:_____ (Affix Corporate Seal Here).

PART 2 - PRODUCTS (Not Used)

PART 3 - EXECUTION (Not Used)

END OF DOCUMENT 004113

School City of Mishawaka

22-1722 MHS Band and Choir Renovation

BID FORM - STIPULATED SUM
(SINGLE-PRIME CONTRACT)

004113

SECTION 004313 - BID SECURITY FORMS

1.1 BID BOND FORM

- A. AIA Document A310-2010 "Bid Bond" is the recommended form for a bid bond. A bid bond acceptable to Owner, or other bid security as described in the Instructions to Bidders, is required to be attached to the Bid Form as a supplement.
- B. Copies of AIA standard forms may be obtained from The American Institute of Architects; <https://www.aiacontracts.org/>; email: docspurchases@aia.org; (800) 942-7732.

END OF DOCUMENT 004313

(This Page intentionally left blank)

SECTION 004321 - ALLOWANCE FORM

1.1 BID INFORMATION

- A. Bidder: _____.
- B. Project Name: Mishawaka High School Band and Choir Renovation.
- C. Project Location: 1202 Lincolnway E, Mishawaka, Indiana 46544.
- D. Owner: School City of Mishawaka.
- E. Architect: Abonmarche Consultants, Inc..
- F. Architect Project Number: 22-1722.

1.2 BID FORM SUPPLEMENT

- A. This form is required to be attached to the Bid Form.
- B. The undersigned Bidder certifies that Base Bid submission to which this Bid Supplement is attached includes those allowances described in the Contract Documents and scheduled in Section 012100 "Allowances."

1.3 SUBMISSION OF BID SUPPLEMENT

- A. Respectfully submitted this ____ day of _____, <2023.
- B. Submitted By: _____ (Insert name of bidding firm or corporation).
- C. Authorized Signature: _____ (Handwritten signature).
- D. Signed By: _____ (Type or print name).
- E. Title: _____ (Owner/Partner/President/Vice President).

END OF DOCUMENT 004321

SECTION 004323 - ALTERNATES FORM

1.1 BID INFORMATION

- A. Bidder: _____.
- B. Prime Contract: _____.
- C. Project Name: Mishawaka High School Band and Choir Renovation.
- D. Project Location: 1202 Lincolnway E, Mishawaka, Indiana 46544.
- E. Owner: School City of Mishawaka.
- F. Architect: Abonmarche Consultants, Inc.
- G. Architect Project Number: 22-1722.

1.2 BID FORM SUPPLEMENT

- A. This form is required to be attached to the Bid Form.

1.3 DESCRIPTION

- A. The undersigned Bidder proposes the amount below be added to or deducted from the Base Bid if particular alternates are accepted by Owner. Amounts listed for each alternate include costs of related coordination, modification, or adjustment.
 - 1. Cost-Plus-Fee Contract: Alternate price given below includes adjustment to Contractor's Fee.
- B. If the alternate does not affect the Contract Sum, the Bidder shall indicate "NO CHANGE."
- C. If the alternate does not affect the Work of this Contract, the Bidder shall indicate "NOT APPLICABLE."
- D. The Bidder shall be responsible for determining from the Contract Documents the affects of each alternate on the Contract Time and the Contract Sum.
- E. Owner reserves the right to accept or reject any alternate, in any order, and to award or amend the Contract accordingly within 60 days of the Notice of Award unless otherwise indicated in the Contract Documents.
- F. Acceptance or non-acceptance of any alternates by the Owner shall have no affect on the Contract Time unless the "Schedule of Alternates" Article below provides a formatted space for the adjustment of the Contract Time.

1.4 SCHEDULE OF ALTERNATES

A. Alternate No. 01: Base Bid:

1. ADD____ DEDUCT____ NO CHANGE____ NOT APPLICABLE____.
2. _____ Dollars
(\$_____).
3. ADD____ DEDUCT____ calendar days to adjust the Contract Time for this alternate.

B. Alternate No. 02: Acoustic Wall Panels:

1. ADD____ DEDUCT____ NO CHANGE____ NOT APPLICABLE____.
2. _____ Dollars
(\$_____).

Retain subparagraph below if provision for adjustment of the Contract Time for the alternate is required.

3. ADD____ DEDUCT____ calendar days to adjust the Contract Time for this alternate.

C. Alternate No. 03: Phase 2 Walls:

1. ADD____ DEDUCT____ NO CHANGE____ NOT APPLICABLE____.
2. _____ Dollars
(\$_____).

Retain subparagraph below if provision for adjustment of the Contract Time for the alternate is required.

3. ADD____ DEDUCT____ calendar days to adjust the Contract Time for this alternate.

1.5 SUBMISSION OF BID SUPPLEMENT

- A. Respectfully submitted this ____ day of _____, <Insert year>.
- B. Submitted By: _____ (Insert name of bidding firm or corporation).
- C. Authorized Signature: _____ (Handwritten signature).
- D. Signed By: _____ (Type or print name).
- E. Title: _____ (Owner/Partner/President/Vice President).

END OF DOCUMENT 004323

(This Page intentionally left blank)

SECTION 004373 - PROPOSED SCHEDULE OF VALUES FORM

1.1 PROPOSED SCHEDULE OF VALUES FORM

- A. Arrange schedule of values using ADA Document G703-1992 .

END OF DOCUMENT 004373

DOCUMENT 004393 - BID SUBMITTAL CHECKLIST

PART 1 - GENERAL

1.1 BID INFORMATION

- A. Bidder: _____.
- B. Prime Contract: _____.
- C. Project Name: Mishawaka High School Band and Choir Renovations.
- D. Project Location: 1202 Lincolnway E, Mishawaka, Indiana 46544.
- E. Owner: School City of Mishawaka.
- F. Architect: Abonmarche Consultants, Inc..
- G. Architect Project Number: 22-1722.

1.2 BIDDER'S CHECKLIST

- A. In an effort to assist the Bidder in properly completing all documentation required, the following checklist is provided for the Bidder's convenience. The Bidder is solely responsible for verifying compliance with bid submittal requirements.
- B. Attach this completed checklist to the outside of the Submittal envelope.
 - 1. Used the Bid Form provided in the Project Manual.
 - 2. Prepared the Bid Form as required by the Instructions to Bidders.
 - 3. Indicated on the Bid Form the Addenda received.
 - 4. Attached to the Bid Form: Bid Supplement Form - Alternates.
 - 5. Attached to the Bid Form: Proposed Schedule of Values Form.
 - 6. Attached to the Bid Form: Bid Bond OR a certified check for the amount required.
 - 7. Bid envelope shows name and address of the Bidder.
 - 8. Bid envelope shows the Bidder's Contractor's License Number.
 - 9. Bid envelope shows name of Project being bid.
 - 10. Bid envelope shows name of Prime Contract being bid, if applicable.
 - 11. Bid envelope shows time and day of Bid Opening.
 - 12. Verified that the Bidder can provide executed Performance Bond and Labor and Material Bond.
 - 13. Verified that the Bidder can provide Certificates of Insurance in the amounts indicated.
 - 14. Verified that the Bidder has met the Resolution Requiring Responsive & Responsible Vendor Requirements provided in Section 002213a.

15. Verified that the Bidder has met the Wage Rate requirements provided in Section 002213b.

END OF DOCUMENT 004393

DRAFT AIA® Document A101® – 2017

Standard Form of Agreement Between Owner and Contractor where the basis of payment is a Stipulated Sum

AGREEMENT made as of the day of in the year **2023**
(In words, indicate day, month and year.)

BETWEEN the Owner:
(Name, legal status, address and other information)

School City of Mishawaka
1202 Lincolnway E
Mishawaka, IN 46544

and the Contractor:
(Name, legal status, address and other information)

<< >>< >>
<< >>
<< >>
<< >>

for the following Project:
(Name, location and detailed description)

School City of Mishawaka - Band and Choir Room Renovation
Mishawaka, IN

The Architect:
(Name, legal status, address and other information)

Abonmarche Consultants, Inc.
315 W Jefferson Blvd
South Bend, IN 46601

The Owner and Contractor agree as follows.

ADDITIONS AND DELETIONS: The author of this document has added information needed for its completion. The author may also have revised the text of the original AIA standard form. An *Additions and Deletions Report* that notes added information as well as revisions to the standard form text is available from the author and should be reviewed.

This document has important legal consequences. Consultation with an attorney is encouraged with respect to its completion or modification.

The parties should complete A101®-2017, Exhibit A, Insurance and Bonds, contemporaneously with this Agreement. AIA Document A201®-2017, General Conditions of the Contract for Construction, is adopted in this document by reference. Do not use with other general conditions unless this document is modified.

ELECTRONIC COPYING of any portion of this AIA® Document to another electronic file is prohibited and constitutes a violation of copyright laws as set forth in the footer of this document.

TABLE OF ARTICLES

1	THE CONTRACT DOCUMENTS
2	THE WORK OF THIS CONTRACT
3	DATE OF COMMENCEMENT AND SUBSTANTIAL COMPLETION
4	CONTRACT SUM
5	PAYMENTS
6	DISPUTE RESOLUTION
7	TERMINATION OR SUSPENSION
8	MISCELLANEOUS PROVISIONS
9	ENUMERATION OF CONTRACT DOCUMENTS

EXHIBIT A INSURANCE AND BONDS

ARTICLE 1 THE CONTRACT DOCUMENTS

The Contract Documents consist of this Agreement, Conditions of the Contract (General, Supplementary, and other Conditions), Drawings, Specifications, Addenda issued prior to execution of this Agreement, other documents listed in this Agreement, and Modifications issued after execution of this Agreement, all of which form the Contract, and are as fully a part of the Contract as if attached to this Agreement or repeated herein. The Contract represents the entire and integrated agreement between the parties hereto and supersedes prior negotiations, representations, or agreements, either written or oral. An enumeration of the Contract Documents, other than a Modification, appears in Article 9.

ARTICLE 2 THE WORK OF THIS CONTRACT

The Contractor shall fully execute the Work described in the Contract Documents, except as specifically indicated in the Contract Documents to be the responsibility of others.

ARTICLE 3 DATE OF COMMENCEMENT AND SUBSTANTIAL COMPLETION

§ 3.1 The date of commencement of the Work shall be:

(Check one of the following boxes.)

☐ The date of this Agreement.

☐ A date set forth in a notice to proceed issued by the Owner.

☐ Established as follows:

(Insert a date or a means to determine the date of commencement of the Work.)

« »

If a date of commencement of the Work is not selected, then the date of commencement shall be the date of this Agreement.

§ 3.2 The Contract Time shall be measured from the date of commencement of the Work.

§ 3.3 Substantial Completion

§ 3.3.1 Subject to adjustments of the Contract Time as provided in the Contract Documents, the Contractor shall achieve Substantial Completion of the entire Work:

(Check one of the following boxes and complete the necessary information.)

[« »] Not later than « » (« ») calendar days from the date of commencement of the Work.

[« »] By the following date: « »

§ 3.3.2 Subject to adjustments of the Contract Time as provided in the Contract Documents, if portions of the Work are to be completed prior to Substantial Completion of the entire Work, the Contractor shall achieve Substantial Completion of such portions by the following dates:

Portion of Work	Substantial Completion Date

§ 3.3.3 If the Contractor fails to achieve Substantial Completion as provided in this Section 3.3, liquidated damages, if any, shall be assessed as set forth in Section 4.5.

ARTICLE 4 CONTRACT SUM

§ 4.1 The Owner shall pay the Contractor the Contract Sum in current funds for the Contractor's performance of the Contract. The Contract Sum shall be « » (\$ « »), subject to additions and deductions as provided in the Contract Documents.

§ 4.2 Alternates

§ 4.2.1 Alternates, if any, included in the Contract Sum:

Item	Price

§ 4.2.2 Subject to the conditions noted below, the following alternates may be accepted by the Owner following execution of this Agreement. Upon acceptance, the Owner shall issue a Modification to this Agreement. (Insert below each alternate and the conditions that must be met for the Owner to accept the alternate.)

Item	Price	Conditions for Acceptance

§ 4.3 Allowances, if any, included in the Contract Sum: (Identify each allowance.)

Item	Price

§ 4.4 Unit prices, if any: (Identify the item and state the unit price and quantity limitations, if any, to which the unit price will be applicable.)

Item	Units and Limitations	Price per Unit (\$0.00)

§ 4.5 Liquidated damages, if any: (Insert terms and conditions for liquidated damages, if any.)

1. « Contractor and Owner recognize that time is of the essence and that Owner will suffer financial and other losses if the Work is not completed and Milestones not achieved within the times specified in the bidding documents, plus any extensions thereof allowed in accordance with the Contract. The parties also recognize the delays, expense, and difficulties involved in proving in a legal or arbitration proceeding the actual loss suffered by Owner if the Work is not completed on time. Accordingly, instead of requiring any such proof, Owner and Contractor agree that as liquidated damages for delay (but not as a penalty):
 - a. Substantial Completion: Contractor shall pay Owner \$500.00 for each day that expires after the time (as duly adjusted pursuant to the Contract) specified in the bidding documents for Substantial

Completion until the Work is substantially complete. This project will be considered substantially completed when the infrastructure is constructed and available for use by the School without danger to students, staff or the public. Work after the substantial completion shall be scheduled around the use of these improvements and around school drop off and pick up times.

- b. Completion of Remaining Work: After Substantial Completion, if Contractor shall neglect, refuse, or fail to complete the remaining Work within the Contract Times (as duly adjusted pursuant to the Contract) for completion and readiness for final payment, Contractor shall pay Owner \$500.00 for each day that expires after such time until the Work is completed and ready for final payment. »

§ 4.6 Other:

(Insert provisions for bonus or other incentives, if any, that might result in a change to the Contract Sum.)

« »

ARTICLE 5 PAYMENTS

§ 5.1 Progress Payments

§ 5.1.1 Based upon Applications for Payment submitted to the Architect by the Contractor and Certificates for Payment issued by the Architect, the Owner shall make progress payments on account of the Contract Sum to the Contractor as provided below and elsewhere in the Contract Documents.

§ 5.1.2 The period covered by each Application for Payment shall be one calendar month ending on the last day of the month, or as follows:

« »

§ 5.1.3 Provided that an Application for Payment is received by the Architect not later than the « » day of a month, the Owner shall make payment of the amount certified to the Contractor not later than the « » day of the « » month. If an Application for Payment is received by the Architect after the application date fixed above, payment of the amount certified shall be made by the Owner not later than « » (« ») days after the Architect receives the Application for Payment.

(Federal, state or local laws may require payment within a certain period of time.)

§ 5.1.4 Each Application for Payment shall be based on the most recent schedule of values submitted by the Contractor in accordance with the Contract Documents. The schedule of values shall allocate the entire Contract Sum among the various portions of the Work. The schedule of values shall be prepared in such form, and supported by such data to substantiate its accuracy, as the Architect may require. This schedule of values shall be used as a basis for reviewing the Contractor's Applications for Payment.

§ 5.1.5 Applications for Payment shall show the percentage of completion of each portion of the Work as of the end of the period covered by the Application for Payment.

§ 5.1.6 In accordance with AIA Document A201™–2017, General Conditions of the Contract for Construction, and subject to other provisions of the Contract Documents, the amount of each progress payment shall be computed as follows:

§ 5.1.6.1 The amount of each progress payment shall first include:

- .1 That portion of the Contract Sum properly allocable to completed Work;
- .2 That portion of the Contract Sum properly allocable to materials and equipment delivered and suitably stored at the site for subsequent incorporation in the completed construction, or, if approved in advance by the Owner, suitably stored off the site at a location agreed upon in writing; and
- .3 That portion of Construction Change Directives that the Architect determines, in the Architect's professional judgment, to be reasonably justified.

§ 5.1.6.2 The amount of each progress payment shall then be reduced by:

- .1 The aggregate of any amounts previously paid by the Owner;
- .2 The amount, if any, for Work that remains uncorrected and for which the Architect has previously withheld a Certificate for Payment as provided in Article 9 of AIA Document A201–2017;

- .3 Any amount for which the Contractor does not intend to pay a Subcontractor or material supplier, unless the Work has been performed by others the Contractor intends to pay;
- .4 For Work performed or defects discovered since the last payment application, any amount for which the Architect may withhold payment, or nullify a Certificate of Payment in whole or in part, as provided in Article 9 of AIA Document A201–2017; and
- .5 Retainage withheld pursuant to Section 5.1.7.

§ 5.1.7 Retainage

§ 5.1.7.1 For each progress payment made prior to Substantial Completion of the Work, the Owner may withhold the following amount, as retainage, from the payment otherwise due:

(Insert a percentage or amount to be withheld as retainage from each Application for Payment. The amount of retainage may be limited by governing law.)

« »

§ 5.1.7.1.1 The following items are not subject to retainage:

(Insert any items not subject to the withholding of retainage, such as general conditions, insurance, etc.)

« »

§ 5.1.7.2 Reduction or limitation of retainage, if any, shall be as follows:

(If the retainage established in Section 5.1.7.1 is to be modified prior to Substantial Completion of the entire Work, including modifications for Substantial Completion of portions of the Work as provided in Section 3.3.2, insert provisions for such modifications.)

« »

§ 5.1.7.3 Except as set forth in this Section 5.1.7.3, upon Substantial Completion of the Work, the Contractor may submit an Application for Payment that includes the retainage withheld from prior Applications for Payment pursuant to this Section 5.1.7. The Application for Payment submitted at Substantial Completion shall not include retainage as follows:

(Insert any other conditions for release of retainage upon Substantial Completion.)

« »

§ 5.1.8 If final completion of the Work is materially delayed through no fault of the Contractor, the Owner shall pay the Contractor any additional amounts in accordance with Article 9 of AIA Document A201–2017.

§ 5.1.9 Except with the Owner's prior approval, the Contractor shall not make advance payments to suppliers for materials or equipment which have not been delivered and stored at the site.

§ 5.2 Final Payment

§ 5.2.1 Final payment, constituting the entire unpaid balance of the Contract Sum, shall be made by the Owner to the Contractor when

- .1 the Contractor has fully performed the Contract except for the Contractor's responsibility to correct Work as provided in Article 12 of AIA Document A201–2017, and to satisfy other requirements, if any, which extend beyond final payment; and
- .2 a final Certificate for Payment has been issued by the Architect.

§ 5.2.2 The Owner's final payment to the Contractor shall be made no later than 30 days after the issuance of the Architect's final Certificate for Payment, or as follows:

« »

§ 5.3 Interest

Payments due and unpaid under the Contract shall bear interest from the date payment is due at the rate stated below, or in the absence thereof, at the legal rate prevailing from time to time at the place where the Project is located.

(Insert rate of interest agreed upon, if any.)

<< >> % << >>

ARTICLE 6 DISPUTE RESOLUTION

§ 6.1 Initial Decision Maker

The Architect will serve as the Initial Decision Maker pursuant to Article 15 of AIA Document A201–2017, unless the parties appoint below another individual, not a party to this Agreement, to serve as the Initial Decision Maker.

(If the parties mutually agree, insert the name, address and other contact information of the Initial Decision Maker, if other than the Architect.)

<< >>
<< >>
<< >>
<< >>

§ 6.2 Binding Dispute Resolution

For any Claim subject to, but not resolved by, mediation pursuant to Article 15 of AIA Document A201–2017, the method of binding dispute resolution shall be as follows:

(Check the appropriate box.)

☐ Arbitration pursuant to Section 15.4 of AIA Document A201–2017

☐ Litigation in a court of competent jurisdiction

☐ Other (Specify)

<< >>

If the Owner and Contractor do not select a method of binding dispute resolution, or do not subsequently agree in writing to a binding dispute resolution method other than litigation, Claims will be resolved by litigation in a court of competent jurisdiction.

ARTICLE 7 TERMINATION OR SUSPENSION

§ 7.1 The Contract may be terminated by the Owner or the Contractor as provided in Article 14 of AIA Document A201–2017.

§ 7.1.1 If the Contract is terminated for the Owner's convenience in accordance with Article 14 of AIA Document A201–2017, then the Owner shall pay the Contractor a termination fee as follows:

(Insert the amount of, or method for determining, the fee, if any, payable to the Contractor following a termination for the Owner's convenience.)

<< >>

§ 7.2 The Work may be suspended by the Owner as provided in Article 14 of AIA Document A201–2017.

ARTICLE 8 MISCELLANEOUS PROVISIONS

§ 8.1 Where reference is made in this Agreement to a provision of AIA Document A201–2017 or another Contract Document, the reference refers to that provision as amended or supplemented by other provisions of the Contract Documents.

§ 8.2 The Owner's representative:

(Name, address, email address, and other information)

<< >>
<< >>
<< >>

<< >>
<< >>
<< >>

§ 8.3 The Contractor's representative:
(Name, address, email address, and other information)

<< >>
<< >>
<< >>
<< >>
<< >>
<< >>

§ 8.4 Neither the Owner's nor the Contractor's representative shall be changed without ten days' prior notice to the other party.

§ 8.5 Insurance and Bonds

§ 8.5.1 The Owner and the Contractor shall purchase and maintain insurance as set forth in AIA Document A101™-2017, Standard Form of Agreement Between Owner and Contractor where the basis of payment is a Stipulated Sum, Exhibit A, Insurance and Bonds, and elsewhere in the Contract Documents.

§ 8.5.2 The Contractor shall provide bonds as set forth in AIA Document A101™-2017 Exhibit A, and elsewhere in the Contract Documents.

§ 8.6 Notice in electronic format, pursuant to Article 1 of AIA Document A201-2017, may be given in accordance with AIA Document E203™-2013, Building Information Modeling and Digital Data Exhibit, if completed, or as otherwise set forth below:

(If other than in accordance with AIA Document E203-2013, insert requirements for delivering notice in electronic format such as name, title, and email address of the recipient and whether and how the system will be required to generate a read receipt for the transmission.)

<< >>

§ 8.7 Other provisions:

<< >>

ARTICLE 9 ENUMERATION OF CONTRACT DOCUMENTS

§ 9.1 This Agreement is comprised of the following documents:

- .1 AIA Document A101™-2017, Standard Form of Agreement Between Owner and Contractor
- .2 AIA Document A101™-2017, Exhibit A, Insurance and Bonds
- .3 AIA Document A201™-2017, General Conditions of the Contract for Construction
- .4 AIA Document E203™-2013, Building Information Modeling and Digital Data Exhibit, dated as indicated below:
(Insert the date of the E203-2013 incorporated into this Agreement.)

<< >>

- .5 Drawings

Number

Title

Date

- .6 Specifications

Section	Title	Date	Pages

.7 Addenda, if any:

Number	Date	Pages

Portions of Addenda relating to bidding or proposal requirements are not part of the Contract Documents unless the bidding or proposal requirements are also enumerated in this Article 9.

.8 Other Exhibits:

(Check all boxes that apply and include appropriate information identifying the exhibit where required.)

[☐] AIA Document E204™–2017, Sustainable Projects Exhibit, dated as indicated below:
(Insert the date of the E204-2017 incorporated into this Agreement.)

☐ ☐

[☐] The Sustainability Plan:

Title	Date	Pages

[☐] Supplementary and other Conditions of the Contract:

Document	Title	Date	Pages

.9 Other documents, if any, listed below:

(List here any additional documents that are intended to form part of the Contract Documents. AIA Document A201™–2017 provides that the advertisement or invitation to bid, Instructions to Bidders, sample forms, the Contractor's bid or proposal, portions of Addenda relating to bidding or proposal requirements, and other information furnished by the Owner in anticipation of receiving bids or proposals, are not part of the Contract Documents unless enumerated in this Agreement. Any such documents should be listed here only if intended to be part of the Contract Documents.)

☐ ☐

This Agreement entered into as of the day and year first written above.

OWNER (Signature)

☐ ☐ ☐

(Printed name and title)

CONTRACTOR (Signature)

☐ ☐ ☐

(Printed name and title)

DRAFT AIA® Document A101® – 2017

Exhibit A

Insurance and Bonds

This Insurance and Bonds Exhibit is part of the Agreement, between the Owner and the Contractor, dated the [] day of [] in the year 2023
(In words, indicate day, month and year.)

for the following **PROJECT**:
(Name and location or address)

School City of Mishawaka – Band and Choir Room Renovations
Mishawaka, IN

THE OWNER:
(Name, legal status and address)

School City of Mishawaka
1202 Lincolnway E
Mishawaka, IN 46544

THE CONTRACTOR:
(Name, legal status and address)

<< >>< >>
<< >>

TABLE OF ARTICLES

- A.1 GENERAL
- A.2 OWNER'S INSURANCE
- A.3 CONTRACTOR'S INSURANCE AND BONDS
- A.4 SPECIAL TERMS AND CONDITIONS

ARTICLE A.1 GENERAL

The Owner and Contractor shall purchase and maintain insurance, and provide bonds, as set forth in this Exhibit. As used in this Exhibit, the term General Conditions refers to AIA Document A201™–2017, General Conditions of the Contract for Construction.

ARTICLE A.2 OWNER'S INSURANCE

§ A.2.1 General

Prior to commencement of the Work, the Owner shall secure the insurance, and provide evidence of the coverage, required under this Article A.2 and, upon the Contractor's request, provide a copy of the property insurance policy or policies required by Section A.2.3. The copy of the policy or policies provided shall contain all applicable conditions, definitions, exclusions, and endorsements.

§ A.2.2 Liability Insurance

The Owner shall be responsible for purchasing and maintaining the Owner's usual general liability insurance.

ADDITIONS AND DELETIONS:

The author of this document has added information needed for its completion. The author may also have revised the text of the original AIA standard form. An *Additions and Deletions Report* that notes added information as well as revisions to the standard form text is available from the author and should be reviewed.

This document has important legal consequences. Consultation with an attorney is encouraged with respect to its completion or modification.

This document is intended to be used in conjunction with AIA Document A201®–2017, General Conditions of the Contract for Construction. Article 11 of A201®–2017 contains additional insurance provisions.

ELECTRONIC COPYING of any portion of this AIA® Document to another electronic file is prohibited and constitutes a violation of copyright laws as set forth in the footer of this document.

§ A.2.3 Required Property Insurance

§ A.2.3.1 Unless this obligation is placed on the Contractor pursuant to Section A.3.3.2.1, the Owner shall purchase and maintain, from an insurance company or insurance companies lawfully authorized to issue insurance in the jurisdiction where the Project is located, property insurance written on a builder's risk "all-risks" completed value or equivalent policy form and sufficient to cover the total value of the entire Project on a replacement cost basis. The Owner's property insurance coverage shall be no less than the amount of the initial Contract Sum, plus the value of subsequent Modifications and labor performed and materials or equipment supplied by others. The property insurance shall be maintained until Substantial Completion and thereafter as provided in Section A.2.3.1.3, unless otherwise provided in the Contract Documents or otherwise agreed in writing by the parties to this Agreement. This insurance shall include the interests of the Owner, Contractor, Subcontractors, and Sub-subcontractors in the Project as insureds. This insurance shall include the interests of mortgagees as loss payees.

§ A.2.3.1.1 **Causes of Loss.** The insurance required by this Section A.2.3.1 shall provide coverage for direct physical loss or damage, and shall not exclude the risks of fire, explosion, theft, vandalism, malicious mischief, collapse, earthquake, flood, or windstorm. The insurance shall also provide coverage for ensuing loss or resulting damage from error, omission, or deficiency in construction methods, design, specifications, workmanship, or materials. Sub-limits, if any, are as follows:

(Indicate below the cause of loss and any applicable sub-limit.)

Causes of Loss	Sub-Limit

§ A.2.3.1.2 **Specific Required Coverages.** The insurance required by this Section A.2.3.1 shall provide coverage for loss or damage to falsework and other temporary structures, and to building systems from testing and startup. The insurance shall also cover debris removal, including demolition occasioned by enforcement of any applicable legal requirements, and reasonable compensation for the Architect's and Contractor's services and expenses required as a result of such insured loss, including claim preparation expenses. Sub-limits, if any, are as follows:

(Indicate below type of coverage and any applicable sub-limit for specific required coverages.)

Coverage	Sub-Limit

§ A.2.3.1.3 Unless the parties agree otherwise, upon Substantial Completion, the Owner shall continue the insurance required by Section A.2.3.1 or, if necessary, replace the insurance policy required under Section A.2.3.1 with property insurance written for the total value of the Project that shall remain in effect until expiration of the period for correction of the Work set forth in Section 12.2.2 of the General Conditions.

§ A.2.3.1.4 **Deductibles and Self-Insured Retentions.** If the insurance required by this Section A.2.3 is subject to deductibles or self-insured retentions, the Owner shall be responsible for all loss not covered because of such deductibles or retentions.

§ A.2.3.2 **Occupancy or Use Prior to Substantial Completion.** The Owner's occupancy or use of any completed or partially completed portion of the Work prior to Substantial Completion shall not commence until the insurance company or companies providing the insurance under Section A.2.3.1 have consented in writing to the continuance of coverage. The Owner and the Contractor shall take no action with respect to partial occupancy or use that would cause cancellation, lapse, or reduction of insurance, unless they agree otherwise in writing.

§ A.2.3.3 Insurance for Existing Structures

If the Work involves remodeling an existing structure or constructing an addition to an existing structure, the Owner shall purchase and maintain, until the expiration of the period for correction of Work as set forth in Section 12.2.2 of the General Conditions, "all-risks" property insurance, on a replacement cost basis, protecting the existing structure against direct physical loss or damage from the causes of loss identified in Section A.2.3.1, notwithstanding the undertaking of the Work. The Owner shall be responsible for all co-insurance penalties.

§ A.2.4 Optional Extended Property Insurance.

The Owner shall purchase and maintain the insurance selected and described below.

(Select the types of insurance the Owner is required to purchase and maintain by placing an X in the box(es) next to the description(s) of selected insurance. For each type of insurance selected, indicate applicable limits of coverage or other conditions in the fill point below the selected item.)

- [☐] **§ A.2.4.1 Loss of Use, Business Interruption, and Delay in Completion Insurance**, to reimburse the Owner for loss of use of the Owner's property, or the inability to conduct normal operations due to a covered cause of loss.

« »

- [☐] **§ A.2.4.2 Ordinance or Law Insurance**, for the reasonable and necessary costs to satisfy the minimum requirements of the enforcement of any law or ordinance regulating the demolition, construction, repair, replacement or use of the Project.

« »

- [☐] **§ A.2.4.3 Expediting Cost Insurance**, for the reasonable and necessary costs for the temporary repair of damage to insured property, and to expedite the permanent repair or replacement of the damaged property.

« »

- [☐] **§ A.2.4.4 Extra Expense Insurance**, to provide reimbursement of the reasonable and necessary excess costs incurred during the period of restoration or repair of the damaged property that are over and above the total costs that would normally have been incurred during the same period of time had no loss or damage occurred.

« »

- [☐] **§ A.2.4.5 Civil Authority Insurance**, for losses or costs arising from an order of a civil authority prohibiting access to the Project, provided such order is the direct result of physical damage covered under the required property insurance.

« »

- [☐] **§ A.2.4.6 Ingress/Egress Insurance**, for loss due to the necessary interruption of the insured's business due to physical prevention of ingress to, or egress from, the Project as a direct result of physical damage.

« »

- [☐] **§ A.2.4.7 Soft Costs Insurance**, to reimburse the Owner for costs due to the delay of completion of the Work, arising out of physical loss or damage covered by the required property insurance: including construction loan fees; leasing and marketing expenses; additional fees, including those of architects, engineers, consultants, attorneys and accountants, needed for the completion of the construction, repairs, or reconstruction; and carrying costs such as property taxes, building permits, additional interest on loans, realty taxes, and insurance premiums over and above normal expenses.

« »

§ A.2.5 Other Optional Insurance.

The Owner shall purchase and maintain the insurance selected below.

(Select the types of insurance the Owner is required to purchase and maintain by placing an X in the box(es) next to the description(s) of selected insurance.)

[☒] § A.2.5.1 **Cyber Security Insurance** for loss to the Owner due to data security and privacy breach, including costs of investigating a potential or actual breach of confidential or private information. (Indicate applicable limits of coverage or other conditions in the fill point below.)

« »

[☒] § A.2.5.2 **Other Insurance**
(List below any other insurance coverage to be provided by the Owner and any applicable limits.)

Coverage	Limits
----------	--------

ARTICLE A.3 CONTRACTOR'S INSURANCE AND BONDS

§ A.3.1 General

§ A.3.1.1 **Certificates of Insurance.** The Contractor shall provide certificates of insurance acceptable to the Owner evidencing compliance with the requirements in this Article A.3 at the following times: (1) prior to commencement of the Work; (2) upon renewal or replacement of each required policy of insurance; and (3) upon the Owner's written request. An additional certificate evidencing continuation of commercial liability coverage, including coverage for completed operations, shall be submitted with the final Application for Payment and thereafter upon renewal or replacement of such coverage until the expiration of the periods required by Section A.3.2.1 and Section A.3.3.1. The certificates will show the Owner as an additional insured on the Contractor's Commercial General Liability and excess or umbrella liability policy or policies.

§ A.3.1.2 **Deductibles and Self-Insured Retentions.** The Contractor shall disclose to the Owner any deductible or self-insured retentions applicable to any insurance required to be provided by the Contractor.

§ A.3.1.3 **Additional Insured Obligations.** To the fullest extent permitted by law, the Contractor shall cause the commercial general liability coverage to include (1) the Owner, the Architect, and the Architect's consultants as additional insureds for claims caused in whole or in part by the Contractor's negligent acts or omissions during the Contractor's operations; and (2) the Owner as an additional insured for claims caused in whole or in part by the Contractor's negligent acts or omissions for which loss occurs during completed operations. The additional insured coverage shall be primary and non-contributory to any of the Owner's general liability insurance policies and shall apply to both ongoing and completed operations. To the extent commercially available, the additional insured coverage shall be no less than that provided by Insurance Services Office, Inc. (ISO) forms CG 20 10 07 04, CG 20 37 07 04, and, with respect to the Architect and the Architect's consultants, CG 20 32 07 04.

§ A.3.2 Contractor's Required Insurance Coverage

§ A.3.2.1 The Contractor shall purchase and maintain the following types and limits of insurance from an insurance company or insurance companies lawfully authorized to issue insurance in the jurisdiction where the Project is located. The Contractor shall maintain the required insurance until the expiration of the period for correction of Work as set forth in Section 12.2.2 of the General Conditions, unless a different duration is stated below:
(If the Contractor is required to maintain insurance for a duration other than the expiration of the period for correction of Work, state the duration.)

« »

§ A.3.2.2 Commercial General Liability

§ A.3.2.2.1 Commercial General Liability insurance for the Project written on an occurrence form with policy limits of not less than « » (\$ « ») each occurrence, « » (\$ « ») general aggregate, and « » (\$ « ») aggregate for products-completed operations hazard, providing coverage for claims including

- .1 damages because of bodily injury, sickness or disease, including occupational sickness or disease, and death of any person;
- .2 personal injury and advertising injury;

- .3 damages because of physical damage to or destruction of tangible property, including the loss of use of such property;
- .4 bodily injury or property damage arising out of completed operations; and
- .5 the Contractor's indemnity obligations under Section 3.18 of the General Conditions.

§ A.3.2.2.2 The Contractor's Commercial General Liability policy under this Section A.3.2.2 shall not contain an exclusion or restriction of coverage for the following:

- .1 Claims by one insured against another insured, if the exclusion or restriction is based solely on the fact that the claimant is an insured, and there would otherwise be coverage for the claim.
- .2 Claims for property damage to the Contractor's Work arising out of the products-completed operations hazard where the damaged Work or the Work out of which the damage arises was performed by a Subcontractor.
- .3 Claims for bodily injury other than to employees of the insured.
- .4 Claims for indemnity under Section 3.18 of the General Conditions arising out of injury to employees of the insured.
- .5 Claims or loss excluded under a prior work endorsement or other similar exclusionary language.
- .6 Claims or loss due to physical damage under a prior injury endorsement or similar exclusionary language.
- .7 Claims related to residential, multi-family, or other habitational projects, if the Work is to be performed on such a project.
- .8 Claims related to roofing, if the Work involves roofing.
- .9 Claims related to exterior insulation finish systems (EIFS), synthetic stucco or similar exterior coatings or surfaces, if the Work involves such coatings or surfaces.
- .10 Claims related to earth subsidence or movement, where the Work involves such hazards.
- .11 Claims related to explosion, collapse and underground hazards, where the Work involves such hazards.

§ A.3.2.3 Automobile Liability covering vehicles owned, and non-owned vehicles used, by the Contractor, with policy limits of not less than « » (\$ « ») per accident, for bodily injury, death of any person, and property damage arising out of the ownership, maintenance and use of those motor vehicles along with any other statutorily required automobile coverage.

§ A.3.2.4 The Contractor may achieve the required limits and coverage for Commercial General Liability and Automobile Liability through a combination of primary and excess or umbrella liability insurance, provided such primary and excess or umbrella insurance policies result in the same or greater coverage as the coverages required under Section A.3.2.2 and A.3.2.3, and in no event shall any excess or umbrella liability insurance provide narrower coverage than the primary policy. The excess policy shall not require the exhaustion of the underlying limits only through the actual payment by the underlying insurers.

§ A.3.2.5 Workers' Compensation at statutory limits.

§ A.3.2.6 Employers' Liability with policy limits not less than « » (\$ « ») each accident, « » (\$ « ») each employee, and « » (\$ « ») policy limit.

§ A.3.2.7 Jones Act, and the Longshore & Harbor Workers' Compensation Act, as required, if the Work involves hazards arising from work on or near navigable waterways, including vessels and docks

§ A.3.2.8 If the Contractor is required to furnish professional services as part of the Work, the Contractor shall procure Professional Liability insurance covering performance of the professional services, with policy limits of not less than « » (\$ « ») per claim and « » (\$ « ») in the aggregate.

§ A.3.2.9 If the Work involves the transport, dissemination, use, or release of pollutants, the Contractor shall procure Pollution Liability insurance, with policy limits of not less than « » (\$ « ») per claim and « » (\$ « ») in the aggregate.

§ A.3.2.10 Coverage under Sections A.3.2.8 and A.3.2.9 may be procured through a Combined Professional Liability and Pollution Liability insurance policy, with combined policy limits of not less than « » (\$ « ») per claim and « » (\$ « ») in the aggregate.

§ A.3.2.11 Insurance for maritime liability risks associated with the operation of a vessel, if the Work requires such activities, with policy limits of not less than « » (\$ « ») per claim and « » (\$ « ») in the aggregate.

§ A.3.2.12 Insurance for the use or operation of manned or unmanned aircraft, if the Work requires such activities, with policy limits of not less than « » (\$ « ») per claim and « » (\$ « ») in the aggregate.

§ A.3.3 Contractor's Other Insurance Coverage

§ A.3.3.1 Insurance selected and described in this Section A.3.3 shall be purchased from an insurance company or insurance companies lawfully authorized to issue insurance in the jurisdiction where the Project is located. The Contractor shall maintain the required insurance until the expiration of the period for correction of Work as set forth in Section 12.2.2 of the General Conditions, unless a different duration is stated below:

(If the Contractor is required to maintain any of the types of insurance selected below for a duration other than the expiration of the period for correction of Work, state the duration.)

« »

§ A.3.3.2 The Contractor shall purchase and maintain the following types and limits of insurance in accordance with Section A.3.3.1.

(Select the types of insurance the Contractor is required to purchase and maintain by placing an X in the box(es) next to the description(s) of selected insurance. Where policy limits are provided, include the policy limit in the appropriate fill point.)

- [« »] § A.3.3.2.1 Property insurance of the same type and scope satisfying the requirements identified in Section A.2.3, which, if selected in this section A.3.3.2.1, relieves the Owner of the responsibility to purchase and maintain such insurance except insurance required by Section A.2.3.1.3 and Section A.2.3.3. The Contractor shall comply with all obligations of the Owner under Section A.2.3 except to the extent provided below. The Contractor shall disclose to the Owner the amount of any deductible, and the Owner shall be responsible for losses within the deductible. Upon request, the Contractor shall provide the Owner with a copy of the property insurance policy or policies required. The Owner shall adjust and settle the loss with the insurer and be the trustee of the proceeds of the property insurance in accordance with Article 11 of the General Conditions unless otherwise set forth below: *(Where the Contractor's obligation to provide property insurance differs from the Owner's obligations as described under Section A.2.3, indicate such differences in the space below. Additionally, if a party other than the Owner will be responsible for adjusting and settling a loss with the insurer and acting as the trustee of the proceeds of property insurance in accordance with Article 11 of the General Conditions, indicate the responsible party below.)*

« »

- [« »] § A.3.3.2.2 Railroad Protective Liability Insurance, with policy limits of not less than « » (\$ « ») per claim and « » (\$ « ») in the aggregate, for Work within fifty (50) feet of railroad property.

- [« »] § A.3.3.2.3 Asbestos Abatement Liability Insurance, with policy limits of not less than « » (\$ « ») per claim and « » (\$ « ») in the aggregate, for liability arising from the encapsulation, removal, handling, storage, transportation, and disposal of asbestos-containing materials.

- [« »] § A.3.3.2.4 Insurance for physical damage to property while it is in storage and in transit to the construction site on an "all-risks" completed value form.

- [« »] § A.3.3.2.5 Property insurance on an "all-risks" completed value form, covering property owned by the Contractor and used on the Project, including scaffolding and other equipment.

[« »] **§ A.3.3.2.6 Other Insurance**

(List below any other insurance coverage to be provided by the Contractor and any applicable limits.)

Coverage	Limits

§ A.3.4 Performance Bond and Payment Bond

The Contractor shall provide surety bonds, from a company or companies lawfully authorized to issue surety bonds in the jurisdiction where the Project is located, as follows:

(Specify type and penal sum of bonds.)

Type	Penal Sum (\$0.00)
Payment Bond	
Performance Bond	

Payment and Performance Bonds shall be AIA Document A312™, Payment Bond and Performance Bond, or contain provisions identical to AIA Document A312™, current as of the date of this Agreement.

ARTICLE A.4 SPECIAL TERMS AND CONDITIONS

Special terms and conditions that modify this Insurance and Bonds Exhibit, if any, are as follows:

« »

DRAFT AIA® Document A201® – 2017

General Conditions of the Contract for Construction

for the following PROJECT:

(Name and location or address)

School City of Mishawaka - Band and Choir Room Renovation
Mishawaka, IN

THE OWNER:

(Name, legal status and address)

School City of Mishawaka
1202 Lincolnway E
Mishawaka, IN 46544

THE ARCHITECT:

(Name, legal status and address)

Abonmarche Consultants, Inc.
315 W Jefferson Blvd
South Bend, IN 46601

TABLE OF ARTICLES

- | | |
|----|--|
| 1 | GENERAL PROVISIONS |
| 2 | OWNER |
| 3 | CONTRACTOR |
| 4 | ARCHITECT |
| 5 | SUBCONTRACTORS |
| 6 | CONSTRUCTION BY OWNER OR BY SEPARATE CONTRACTORS |
| 7 | CHANGES IN THE WORK |
| 8 | TIME |
| 9 | PAYMENTS AND COMPLETION |
| 10 | PROTECTION OF PERSONS AND PROPERTY |
| 11 | INSURANCE AND BONDS |
| 12 | UNCOVERING AND CORRECTION OF WORK |
| 13 | MISCELLANEOUS PROVISIONS |
| 14 | TERMINATION OR SUSPENSION OF THE CONTRACT |
| 15 | CLAIMS AND DISPUTES |

ADDITIONS AND DELETIONS: The author of this document has added information needed for its completion. The author may also have revised the text of the original AIA standard form. An *Additions and Deletions Report* that notes added information as well as revisions to the standard form text is available from the author and should be reviewed.

This document has important legal consequences. Consultation with an attorney is encouraged with respect to its completion or modification.

For guidance in modifying this document to include supplementary conditions, see AIA Document A503™, Guide for Supplementary Conditions.

ELECTRONIC COPYING of any portion of this AIA® Document to another electronic file is prohibited and constitutes a violation of copyright laws as set forth in the footer of this document.

INDEX

(Topics and numbers in bold are Section headings.)

Acceptance of Nonconforming Work

9.6.6, 9.9.3, **12.3**

Acceptance of Work

9.6.6, 9.8.2, 9.9.3, 9.10.1, 9.10.3, 12.3

Access to Work

3.16, 6.2.1, 12.1

Accident Prevention

10

Acts and Omissions

3.2, 3.3.2, 3.12.8, 3.18, 4.2.3, 8.3.1, 9.5.1, 10.2.5,
10.2.8, 13.3.2, 14.1, 15.1.2, 15.2

Addenda

1.1.1

Additional Costs, Claims for

3.7.4, 3.7.5, 10.3.2, 15.1.5

Additional Inspections and Testing

9.4.2, 9.8.3, 12.2.1, **13.4**

Additional Time, Claims for

3.2.4, 3.7.4, 3.7.5, 3.10.2, 8.3.2, **15.1.6**

Administration of the Contract

3.1.3, **4.2**, 9.4, 9.5

Advertisement or Invitation to Bid

1.1.1

Aesthetic Effect

4.2.13

Allowances

3.8

Applications for Payment

4.2.5, 7.3.9, 9.2, **9.3**, 9.4, 9.5.1, 9.5.4, 9.6.3, 9.7, 9.10

Approvals

2.1.1, 2.3.1, 2.5, 3.1.3, 3.10.2, 3.12.8, 3.12.9,

3.12.10.1, 4.2.7, 9.3.2, 13.4.1

Arbitration

8.3.1, 15.3.2, **15.4**

ARCHITECT

4

Architect, Definition of

4.1.1

Architect, Extent of Authority

2.5, 3.12.7, 4.1.2, 4.2, 5.2, 6.3, 7.1.2, 7.3.4, 7.4, 9.2,
9.3.1, 9.4, 9.5, 9.6.3, 9.8, 9.10.1, 9.10.3, 12.1, 12.2.1,
13.4.1, 13.4.2, 14.2.2, 14.2.4, 15.1.4, 15.2.1

Architect, Limitations of Authority and Responsibility

2.1.1, 3.12.4, 3.12.8, 3.12.10, 4.1.2, 4.2.1, 4.2.2, 4.2.3,
4.2.6, 4.2.7, 4.2.10, 4.2.12, 4.2.13, 5.2.1, 7.4, 9.4.2,
9.5.4, 9.6.4, 15.1.4, 15.2

Architect's Additional Services and Expenses

2.5, 12.2.1, 13.4.2, 13.4.3, 14.2.4

Architect's Administration of the Contract

3.1.3, 3.7.4, 15.2, 9.4.1, 9.5

Architect's Approvals

2.5, 3.1.3, 3.5, 3.10.2, 4.2.7

Architect's Authority to Reject Work

3.5, 4.2.6, 12.1.2, 12.2.1

Architect's Copyright

1.1.7, 1.5

Architect's Decisions

3.7.4, 4.2.6, 4.2.7, 4.2.11, 4.2.12, 4.2.13, 4.2.14, 6.3,
7.3.4, 7.3.9, 8.1.3, 8.3.1, 9.2, 9.4.1, 9.5, 9.8.4, 9.9.1,
13.4.2, 15.2

Architect's Inspections

3.7.4, 4.2.2, 4.2.9, 9.4.2, 9.8.3, 9.9.2, 9.10.1, 13.4

Architect's Instructions

3.2.4, 3.3.1, 4.2.6, 4.2.7, 13.4.2

Architect's Interpretations

4.2.11, 4.2.12

Architect's Project Representative

4.2.10

Architect's Relationship with Contractor

1.1.2, 1.5, 2.3.3, 3.1.3, 3.2.2, 3.2.3, 3.2.4, 3.3.1, 3.4.2,
3.5, 3.7.4, 3.7.5, 3.9.2, 3.9.3, 3.10, 3.11, 3.12, 3.16,
3.18, 4.1.2, 4.2, 5.2, 6.2.2, 7, 8.3.1, 9.2, 9.3, 9.4, 9.5,
9.7, 9.8, 9.9, 10.2.6, 10.3, 11.3, 12, 13.3.2, 13.4, 15.2

Architect's Relationship with Subcontractors

1.1.2, 4.2.3, 4.2.4, 4.2.6, 9.6.3, 9.6.4, 11.3

Architect's Representations

9.4.2, 9.5.1, 9.10.1

Architect's Site Visits

3.7.4, 4.2.2, 4.2.9, 9.4.2, 9.5.1, 9.9.2, 9.10.1, 13.4

Asbestos

10.3.1

Attorneys' Fees

3.18.1, 9.6.8, 9.10.2, 10.3.3

Award of Separate Contracts

6.1.1, 6.1.2

Award of Subcontracts and Other Contracts for Portions of the Work

5.2

Basic Definitions

1.1

Bidding Requirements

1.1.1

Binding Dispute Resolution

8.3.1, 9.7, 11.5, 13.1, 15.1.2, 15.1.3, 15.2.1, 15.2.5,
15.2.6.1, 15.3.1, 15.3.2, 15.3.3, 15.4.1

Bonds, Lien

7.3.4.4, 9.6.8, 9.10.2, 9.10.3

Bonds, Performance, and Payment

7.3.4.4, 9.6.7, 9.10.3, **11.1.2**, 11.1.3, **11.5**

Building Information Models Use and Reliance

1.8

Building Permit

3.7.1

Capitalization

1.3

Certificate of Substantial Completion

9.8.3, 9.8.4, 9.8.5

Certificates for Payment

4.2.1, 4.2.5, 4.2.9, 9.3.3, **9.4**, 9.5, 9.6.1, 9.6.6, 9.7,
9.10.1, 9.10.3, 14.1.1.3, 14.2.4, 15.1.4

Certificates of Inspection, Testing or Approval

13.4.4

Certificates of Insurance

9.10.2

Change Orders

1.1.1, 3.4.2, 3.7.4, 3.8.2.3, 3.11, 3.12.8, 4.2.8, 5.2.3, 7.1.2, 7.1.3, **7.2**, 7.3.2, 7.3.7, 7.3.9, 7.3.10, 8.3.1, 9.3.1.1, 9.10.3, 10.3.2, 11.2, 11.5, 12.1.2

Change Orders, Definition of

7.2.1

CHANGES IN THE WORK

2.2.2, 3.11, 4.2.8, 7, 7.2.1, 7.3.1, 7.4, 8.3.1, 9.3.1.1, 11.5

Claims, Definition of

15.1.1

Claims, Notice of

1.6.2, 15.1.3

CLAIMS AND DISPUTES

3.2.4, 6.1.1, 6.3, 7.3.9, 9.3.3, 9.10.4, 10.3.3, **15**, 15.4

Claims and Timely Assertion of Claims

15.4.1

Claims for Additional Cost

3.2.4, 3.3.1, 3.7.4, 7.3.9, 9.5.2, 10.2.5, 10.3.2, **15.1.5**

Claims for Additional Time

3.2.4, 3.3.1, 3.7.4, 6.1.1, 8.3.2, 9.5.2, 10.3.2, **15.1.6**

Concealed or Unknown Conditions, Claims for

3.7.4

Claims for Damages

3.2.4, 3.18, 8.3.3, 9.5.1, 9.6.7, 10.2.5, 10.3.3, 11.3,

11.3.2, 14.2.4, 15.1.7

Claims Subject to Arbitration

15.4.1

Cleaning Up

3.15, 6.3

Commencement of the Work, Conditions Relating to

2.2.1, 3.2.2, 3.4.1, 3.7.1, 3.10.1, 3.12.6, 5.2.1, 5.2.3,

6.2.2, 8.1.2, 8.2.2, 8.3.1, 11.1, 11.2, **15.1.5**

Commencement of the Work, Definition of

8.1.2

Communications

3.9.1, **4.2.4**

Completion, Conditions Relating to

3.4.1, 3.11, 3.15, 4.2.2, 4.2.9, 8.2, 9.4.2, 9.8, 9.9.1,

9.10, 12.2, 14.1.2, 15.1.2

COMPLETION, PAYMENTS AND

9

Completion, Substantial

3.10.1, 4.2.9, 8.1.1, 8.1.3, 8.2.3, 9.4.2, 9.8, 9.9.1,

9.10.3, 12.2, 15.1.2

Compliance with Laws

2.3.2, 3.2.3, 3.6, 3.7, 3.12.10, 3.13, 9.6.4, 10.2.2, 13.1,

13.3, 13.4.1, 13.4.2, 13.5, 14.1.1, 14.2.1.3, 15.2.8,

15.4.2, 15.4.3

Concealed or Unknown Conditions

3.7.4, 4.2.8, 8.3.1, 10.3

Conditions of the Contract

1.1.1, 6.1.1, 6.1.4

Consent, Written

3.4.2, 3.14.2, 4.1.2, 9.8.5, 9.9.1, 9.10.2, 9.10.3, 13.2,

15.4.4.2

Consolidation or Joinder

15.4.4

CONSTRUCTION BY OWNER OR BY SEPARATE CONTRACTORS

1.1.4, **6**

Construction Change Directive, Definition of

7.3.1

Construction Change Directives

1.1.1, 3.4.2, 3.11, 3.12.8, 4.2.8, 7.1.1, 7.1.2, 7.1.3, **7.3**,

9.3.1.1

Construction Schedules, Contractor's

3.10, 3.11, 3.12.1, 3.12.2, 6.1.3, 15.1.6.2

Contingent Assignment of Subcontracts

5.4, 14.2.2.2

Continuing Contract Performance

15.1.4

Contract, Definition of

1.1.2

CONTRACT, TERMINATION OR SUSPENSION OF THE

5.4.1.1, 5.4.2, 11.5, **14**

Contract Administration

3.1.3, 4, 9.4, 9.5

Contract Award and Execution, Conditions Relating to

3.7.1, 3.10, 5.2, 6.1

Contract Documents, Copies Furnished and Use of

1.5.2, 2.3.6, 5.3

Contract Documents, Definition of

1.1.1

Contract Sum

2.2.2, 2.2.4, 3.7.4, 3.7.5, 3.8, 3.10.2, 5.2.3, 7.3, 7.4, **9.1**, 9.2, 9.4.2, 9.5.1.4, 9.6.7, 9.7, 10.3.2, 11.5, 12.1.2, 12.3, 14.2.4, 14.3.2, 15.1.4.2, **15.1.5**, **15.2.5**

Contract Sum, Definition of

9.1

Contract Time

1.1.4, 2.2.1, 2.2.2, 3.7.4, 3.7.5, 3.10.2, 5.2.3, 6.1.5,

7.2.1.3, 7.3.1, 7.3.5, 7.3.6, 7, 7, 7.3.10, 7.4, 8.1.1,

8.2.1, 8.2.3, 8.3.1, 9.5.1, 9.7, 10.3.2, 12.1.1, 12.1.2,

14.3.2, 15.1.4.2, 15.1.6.1, 15.2.5

Contract Time, Definition of

8.1.1

CONTRACTOR

3

Contractor, Definition of

3.1, **6.1.2**

Contractor's Construction and Submittal Schedules

3.10, 3.12.1, 3.12.2, 4.2.3, 6.1.3, 15.1.6.2

Contractor's Employees

2.2.4, 3.3.2, 3.4.3, 3.8.1, 3.9, 3.18.2, 4.2.3, 4.2.6, 10.2,

10.3, 11.3, 14.1, 14.2.1.1

Contractor's Liability Insurance

11.1

Contractor's Relationship with Separate Contractors and Owner's Forces

3.12.5, 3.14.2, 4.2.4, 6, 11.3, 12.2.4

Contractor's Relationship with Subcontractors
1.2.2, 2.2.4, 3.3.2, 3.18.1, 3.18.2, 4.2.4, 5, 9.6.2, 9.6.7,
9.10.2, 11.2, 11.3, 11.4
Contractor's Relationship with the Architect
1.1.2, 1.5, 2.3.3, 3.1.3, 3.2.2, 3.2.3, 3.2.4, 3.3.1, 3.4.2,
3.5.1, 3.7.4, 3.10, 3.11, 3.12, 3.16, 3.18, 4.2, 5.2, 6.2.2,
7, 8.3.1, 9.2, 9.3, 9.4, 9.5, 9.7, 9.8, 9.9, 10.2.6, 10.3,
11.3, 12, 13.4, 15.1.3, 15.2.1
Contractor's Representations
3.2.1, 3.2.2, 3.5, 3.12.6, 6.2.2, 8.2.1, 9.3.3, 9.8.2
Contractor's Responsibility for Those Performing the
Work
3.3.2, 3.18, 5.3, 6.1.3, 6.2, 9.5.1, 10.2.8
Contractor's Review of Contract Documents
3.2
Contractor's Right to Stop the Work
2.2.2, 9.7
Contractor's Right to Terminate the Contract
14.1
Contractor's Submittals
3.10, 3.11, 3.12, 4.2.7, 5.2.1, 5.2.3, 9.2, 9.3, 9.8.2,
9.8.3, 9.9.1, 9.10.2, 9.10.3
Contractor's Superintendent
3.9, 10.2.6
Contractor's Supervision and Construction
Procedures
1.2.2, 3.3, 3.4, 3.12.10, 4.2.2, 4.2.7, 6.1.3, 6.2.4, 7.1.3,
7.3.4, 7.3.6, 8.2, 10, 12, 14, 15.1.4
Coordination and Correlation
1.2, 3.2.1, 3.3.1, 3.10, 3.12.6, 6.1.3, 6.2.1
Copies Furnished of Drawings and Specifications
1.5, 2.3.6, 3.11
Copyrights
1.5, **3.17**
Correction of Work
2.5, 3.7.3, 9.4.2, 9.8.2, 9.8.3, 9.9.1, 12.1.2, **12.2**, 12.3,
15.1.3.1, 15.1.3.2, 15.2.1
Correlation and Intent of the Contract Documents
1.2
Cost, Definition of
7.3.4
Costs
2.5, 3.2.4, 3.7.3, 3.8.2, 3.15.2, 5.4.2, 6.1.1, 6.2.3,
7.3.3.3, 7.3.4, 7.3.8, 7.3.9, 9.10.2, 10.3.2, 10.3.6, 11.2,
12.1.2, 12.2.1, 12.2.4, 13.4, 14
Cutting and Patching
3.14, 6.2.5
Damage to Construction of Owner or Separate
Contractors
3.14.2, 6.2.4, 10.2.1.2, 10.2.5, 10.4, 12.2.4
Damage to the Work
3.14.2, 9.9.1, 10.2.1.2, 10.2.5, 10.4, 12.2.4
Damages, Claims for
3.2.4, 3.18, 6.1.1, 8.3.3, 9.5.1, 9.6.7, 10.3.3, 11.3.2,
11.3, 14.2.4, 15.1.7
Damages for Delay
6.2.3, 8.3.3, 9.5.1.6, 9.7, 10.3.2, 14.3.2

Date of Commencement of the Work, Definition of
8.1.2
Date of Substantial Completion, Definition of
8.1.3
Day, Definition of
8.1.4
Decisions of the Architect
3.7.4, 4.2.6, 4.2.7, 4.2.11, 4.2.12, 4.2.13, 6.3, 7.3.4,
7.3.9, 8.1.3, 8.3.1, 9.2, 9.4, 9.5.1, 9.8.4, 9.9.1, 13.4.2,
14.2.2, 14.2.4, 15.1, 15.2
Decisions to Withhold Certification
9.4.1, **9.5**, 9.7, 14.1.1.3
Defective or Nonconforming Work, Acceptance,
Rejection and Correction of
2.5, 3.5, 4.2.6, 6.2.3, 9.5.1, 9.5.3, 9.6.6, 9.8.2, 9.9.3,
9.10.4, 12.2.1
Definitions
1.1, 2.1.1, 3.1.1, 3.5, 3.12.1, 3.12.2, 3.12.3, 4.1.1, 5.1,
6.1.2, 7.2.1, 7.3.1, 8.1, 9.1, 9.8.1, 15.1.1
Delays and Extensions of Time
3.2, **3.7.4**, 5.2.3, 7.2.1, 7.3.1, **7.4**, **8.3**, 9.5.1, **9.7**,
10.3.2, **10.4**, 14.3.2, **15.1.6**, 15.2.5
Digital Data Use and Transmission
1.7
Disputes
6.3, 7.3.9, 15.1, 15.2
Documents and Samples at the Site
3.11
Drawings, Definition of
1.1.5
Drawings and Specifications, Use and Ownership of
3.11
Effective Date of Insurance
8.2.2
Emergencies
10.4, 14.1.1.2, **15.1.5**
Employees, Contractor's
3.3.2, 3.4.3, 3.8.1, 3.9, 3.18.2, 4.2.3, 4.2.6, 10.2,
10.3.3, 11.3, 14.1, 14.2.1.1
Equipment, Labor, or Materials
1.1.3, 1.1.6, 3.4, 3.5, 3.8.2, 3.8.3, 3.12, 3.13, 3.15.1,
4.2.6, 4.2.7, 5.2.1, 6.2.1, 7.3.4, 9.3.2, 9.3.3, 9.5.1.3,
9.10.2, 10.2.1, 10.2.4, 14.2.1.1, 14.2.1.2
Execution and Progress of the Work
1.1.3, 1.2.1, 1.2.2, 2.3.4, 2.3.6, 3.1, 3.3.1, 3.4.1, 3.7.1,
3.10.1, 3.12, 3.14, 4.2, 6.2.2, 7.1.3, 7.3.6, 8.2, 9.5.1,
9.9.1, 10.2, 10.3, 12.1, 12.2, 14.2, 14.3.1, 15.1.4
Extensions of Time
3.2.4, 3.7.4, 5.2.3, 7.2.1, 7.3, 7.4, 9.5.1, 9.7, 10.3.2,
10.4, 14.3, 15.1.6, **15.2.5**
Failure of Payment
9.5.1.3, **9.7**, 9.10.2, 13.5, 14.1.1.3, 14.2.1.2
Faulty Work
(See Defective or Nonconforming Work)
Final Completion and Final Payment
4.2.1, 4.2.9, 9.8.2, **9.10**, 12.3, 14.2.4, 14.4.3
Financial Arrangements, Owner's
2.2.1, 13.2.2, 14.1.1.4

GENERAL PROVISIONS

1

Governing Law

13.1

Guarantees (See Warranty)

Hazardous Materials and Substances

10.2.4, 10.3

Identification of Subcontractors and Suppliers
5.2.1

Indemnification

3.17, **3.18**, 9.6.8, 9.10.2, 10.3.3, 11.3

Information and Services Required of the Owner

2.1.2, **2.2**, 2.3, 3.2.2, 3.12.10.1, 6.1.3, 6.1.4, 6.2.5,
9.6.1, 9.9.2, 9.10.3, 10.3.3, 11.2, 13.4.1, 13.4.2,
14.1.1.4, 14.1.4, 15.1.4

Initial Decision

15.2

Initial Decision Maker, Definition of

1.1.8

Initial Decision Maker, Decisions

14.2.4, 15.1.4.2, 15.2.1, 15.2.2, 15.2.3, 15.2.4, 15.2.5

Initial Decision Maker, Extent of Authority

14.2.4, 15.1.4.2, 15.2.1, 15.2.2, 15.2.3, 15.2.4, 15.2.5

Injury or Damage to Person or Property

10.2.8, 10.4

Inspections

3.1.3, 3.3.3, 3.7.1, 4.2.2, 4.2.6, 4.2.9, 9.4.2, 9.8.3,
9.9.2, 9.10.1, 12.2.1, 13.4

Instructions to Bidders

1.1.1

Instructions to the Contractor

3.2.4, 3.3.1, 3.8.1, 5.2.1, 7, 8.2.2, 12, 13.4.2

Instruments of Service, Definition of

1.1.7

Insurance

6.1.1, 7.3.4, 8.2.2, 9.3.2, 9.8.4, 9.9.1, 9.10.2, 10.2.5, **11**

Insurance, Notice of Cancellation or Expiration

11.1.4, 11.2.3

Insurance, Contractor's Liability

11.1

Insurance, Effective Date of

8.2.2, 14.4.2

Insurance, Owner's Liability

11.2

Insurance, Property

10.2.5, 11.2, 11.4, 11.5

Insurance, Stored Materials

9.3.2

INSURANCE AND BONDS

11

Insurance Companies, Consent to Partial Occupancy
9.9.1

Insured loss, Adjustment and Settlement of
11.5

Intent of the Contract Documents

1.2.1, 4.2.7, 4.2.12, 4.2.13

Interest

13.5

Interpretation

1.1.8, 1.2.3, **1.4**, 4.1.1, 5.1, 6.1.2, 15.1.1

Interpretations, Written

4.2.11, 4.2.12

Judgment on Final Award

15.4.2

Labor and Materials, Equipment

1.1.3, 1.1.6, **3.4**, 3.5, 3.8.2, 3.8.3, 3.12, 3.13, 3.15.1,
5.2.1, 6.2.1, 7.3.4, 9.3.2, 9.3.3, 9.5.1.3, 9.10.2, 10.2.1,
10.2.4, 14.2.1.1, 14.2.1.2

Labor Disputes

8.3.1

Laws and Regulations

1.5, 2.3.2, 3.2.3, 3.2.4, 3.6, 3.7, 3.12.10, 3.13, 9.6.4,
9.9.1, 10.2.2, 13.1, 13.3.1, 13.4.2, 13.5, 14, 15.2.8,
15.4

Liens

2.1.2, 9.3.1, 9.3.3, 9.6.8, 9.10.2, 9.10.4, 15.2.8

Limitations, Statutes of

12.2.5, 15.1.2, 15.4.1.1

Limitations of Liability

3.2.2, 3.5, 3.12.10, 3.12.10.1, 3.17, 3.18.1, 4.2.6,
4.2.7, 6.2.2, 9.4.2, 9.6.4, 9.6.7, 9.6.8, 10.2.5, 10.3.3,
11.3, 12.2.5, 13.3.1

Limitations of Time

2.1.2, 2.2, 2.5, 3.2.2, 3.10, 3.11, 3.12.5, 3.15.1, 4.2.7,
5.2, 5.3, 5.4.1, 6.2.4, 7.3, 7.4, 8.2, 9.2, 9.3.1, 9.3.3,
9.4.1, 9.5, 9.6, 9.7, 9.8, 9.9, 9.10, 12.2, 13.4, 14, 15,
15.1.2, 15.1.3, 15.1.5

Materials, Hazardous

10.2.4, 10.3

Materials, Labor, Equipment and

1.1.3, 1.1.6, 3.4.1, 3.5, 3.8.2, 3.8.3, 3.12, 3.13, 3.15.1,
5.2.1, 6.2.1, 7.3.4, 9.3.2, 9.3.3, 9.5.1.3, 9.10.2,
10.2.1.2, 10.2.4, 14.2.1.1, 14.2.1.2

Means, Methods, Techniques, Sequences and
Procedures of Construction

3.3.1, 3.12.10, 4.2.2, 4.2.7, 9.4.2

Mechanic's Lien

2.1.2, 9.3.1, 9.3.3, 9.6.8, 9.10.2, 9.10.4, 15.2.8

Mediation

8.3.1, 15.1.3.2, 15.2.1, 15.2.5, 15.2.6, **15.3**, 15.4.1,
15.4.1.1

Minor Changes in the Work

1.1.1, 3.4.2, 3.12.8, 4.2.8, 7.1, **7.4**

MISCELLANEOUS PROVISIONS

13

Modifications, Definition of

1.1.1

Modifications to the Contract

1.1.1, 1.1.2, 2.5, 3.11, 4.1.2, 4.2.1, 5.2.3, 7, 8.3.1, 9.7,
10.3.2

Mutual Responsibility

6.2

Nonconforming Work, Acceptance of

9.6.6, 9.9.3, **12.3**

Nonconforming Work, Rejection and Correction of
2.4, 2.5, 3.5, 4.2.6, 6.2.4, 9.5.1, 9.8.2, 9.9.3, 9.10.4,
12.2

Notice

1.6, 1.6.1, 1.6.2, 2.1.2, 2.2.2., 2.2.3, 2.2.4, 2.5, 3.2.4,
3.3.1, 3.7.4, 3.7.5, 3.9.2, 3.12.9, 3.12.10, 5.2.1, 7.4,
8.2.2 9.6.8, 9.7, 9.10.1, 10.2.8, 10.3.2, 11.5, 12.2.2.1,
13.4.1, 13.4.2, 14.1, 14.2.2, 14.4.2, 15.1.3, 15.1.5,
15.1.6, 15.4.1

Notice of Cancellation or Expiration of Insurance
11.1.4, 11.2.3

Notice of Claims

1.6.2, 2.1.2, 3.7.4, 9.6.8, 10.2.8, **15.1.3**, 15.1.5, 15.1.6,
15.2.8, 15.3.2, 15.4.1

Notice of Testing and Inspections
13.4.1, 13.4.2

Observations, Contractor's
3.2, 3.7.4

Occupancy
2.3.1, 9.6.6, 9.8

Orders, Written
1.1.1, 2.4, 3.9.2, 7, 8.2.2, 11.5, 12.1, 12.2.2.1, 13.4.2,
14.3.1

OWNER

2

Owner, Definition of

2.1.1

Owner, Evidence of Financial Arrangements
2.2, 13.2.2, 14.1.1.4

Owner, Information and Services Required of the
2.1.2, **2.2**, 2.3, 3.2.2, 3.12.10, 6.1.3, 6.1.4, 6.2.5, 9.3.2,
9.6.1, 9.6.4, 9.9.2, 9.10.3, 10.3.3, 11.2, 13.4.1, 13.4.2,
14.1.1.4, 14.1.4, 15.1.4

Owner's Authority
1.5, 2.1.1, 2.3.32.4, 2.5, 3.4.2, 3.8.1, 3.12.10, 3.14.2,
4.1.2, 4.2.4, 4.2.9, 5.2.1, 5.2.4, 5.4.1, 6.1, 6.3, 7.2.1,
7.3.1, 8.2.2, 8.3.1, 9.3.2, 9.5.1, 9.6.4, 9.9.1, 9.10.2,
10.3.2, 11.4, 11.5, 12.2.2, 12.3, 13.2.2, 14.3, 14.4,
15.2.7

Owner's Insurance

11.2

Owner's Relationship with Subcontractors
1.1.2, 5.2, 5.3, 5.4, 9.6.4, 9.10.2, 14.2.2

Owner's Right to Carry Out the Work
2.5, 14.2.2

Owner's Right to Clean Up
6.3

**Owner's Right to Perform Construction and to
Award Separate Contracts**

6.1

Owner's Right to Stop the Work
2.4

Owner's Right to Suspend the Work
14.3

Owner's Right to Terminate the Contract
14.2, 14.4

Ownership and Use of Drawings, Specifications and Other Instruments of Service

1.1.1, 1.1.6, 1.1.7, **1.5**, 2.3.6, 3.2.2, 3.11, 3.17, 4.2.12,
5.3

Partial Occupancy or Use

9.6.6, **9.9**

Patching, Cutting and

3.14, 6.2.5

Patents

3.17

Payment, Applications for

4.2.5, 7.3.9, 9.2, **9.3**, 9.4, 9.5, 9.6.3, 9.7, 9.8.5, 9.10.1,
14.2.3, 14.2.4, 14.4.3

Payment, Certificates for

4.2.5, 4.2.9, 9.3.3, **9.4**, 9.5, 9.6.1, 9.6.6, 9.7, 9.10.1,
9.10.3, 14.1.1.3, 14.2.4

Payment, Failure of

9.5.1.3, **9.7**, 9.10.2, 13.5, 14.1.1.3, 14.2.1.2

Payment, Final

4.2.1, 4.2.9, **9.10**, 12.3, 14.2.4, 14.4.3

Payment Bond, Performance Bond and

7.3.4.4, 9.6.7, 9.10.3, **11.1.2**

Payments, Progress

9.3, **9.6**, 9.8.5, 9.10.3, 14.2.3, 15.1.4

PAYMENTS AND COMPLETION

9

Payments to Subcontractors

5.4.2, 9.5.1.3, 9.6.2, 9.6.3, 9.6.4, 9.6.7, 14.2.1.2

PCB

10.3.1

Performance Bond and Payment Bond

7.3.4.4, 9.6.7, 9.10.3, **11.1.2**

Permits, Fees, Notices and Compliance with Laws

2.3.1, **3.7**, 3.13, 7.3.4.4, 10.2.2

PERSONS AND PROPERTY, PROTECTION OF 10

Polychlorinated Biphenyl

10.3.1

Product Data, Definition of

3.12.2

Product Data and Samples, Shop Drawings

3.11, **3.12**, 4.2.7

Progress and Completion

4.2.2, **8.2**, 9.8, 9.9.1, 14.1.4, 15.1.4

Progress Payments

9.3, **9.6**, 9.8.5, 9.10.3, 14.2.3, 15.1.4

Project, Definition of

1.1.4

Project Representatives

4.2.10

Property Insurance

10.2.5, **11.2**

Proposal Requirements

1.1.1

PROTECTION OF PERSONS AND PROPERTY 10

Regulations and Laws
1.5, 2.3.2, 3.2.3, 3.6, 3.7, 3.12.10, 3.13, 9.6.4, 9.9.1, 10.2.2, 13.1, 13.3, 13.4.1, 13.4.2, 13.5, 14, 15.2.8, 15.4
Rejection of Work
4.2.6, 12.2.1
Releases and Waivers of Liens
9.3.1, 9.10.2
Representations
3.2.1, 3.5, 3.12.6, 8.2.1, 9.3.3, 9.4.2, 9.5.1, 9.10.1
Representatives
2.1.1, 3.1.1, 3.9, 4.1.1, 4.2.10, 13.2.1
Responsibility for Those Performing the Work
3.3.2, 3.18, 4.2.2, 4.2.3, 5.3, 6.1.3, 6.2, 6.3, 9.5.1, 10
Retainage
9.3.1, 9.6.2, 9.8.5, 9.9.1, 9.10.2, 9.10.3
Review of Contract Documents and Field Conditions by Contractor
3.2, 3.12.7, 6.1.3
Review of Contractor's Submittals by Owner and Architect
3.10.1, 3.10.2, 3.11, 3.12, 4.2, 5.2, 6.1.3, 9.2, 9.8.2
Review of Shop Drawings, Product Data and Samples by Contractor
3.12
Rights and Remedies
1.1.2, 2.4, 2.5, 3.5, 3.7.4, 3.15.2, 4.2.6, 5.3, 5.4, 6.1, 6.3, 7.3.1, 8.3, 9.5.1, 9.7, 10.2.5, 10.3, 12.2.1, 12.2.2, 12.2.4, **13.3**, 14, 15.4
Royalties, Patents and Copyrights
3.17
Rules and Notices for Arbitration
15.4.1
Safety of Persons and Property
10.2, 10.4
Safety Precautions and Programs
3.3.1, 4.2.2, 4.2.7, 5.3, **10.1**, 10.2, 10.4
Samples, Definition of
3.12.3
Samples, Shop Drawings, Product Data and
3.11, **3.12**, 4.2.7
Samples at the Site, Documents and
3.11
Schedule of Values
9.2, 9.3.1
Schedules, Construction
3.10, 3.12.1, 3.12.2, 6.1.3, 15.1.6.2
Separate Contracts and Contractors
1.1.4, 3.12.5, 3.14.2, 4.2.4, 4.2.7, 6, 8.3.1, 12.1.2
Separate Contractors, Definition of
6.1.1
Shop Drawings, Definition of
3.12.1
Shop Drawings, Product Data and Samples
3.11, **3.12**, 4.2.7
Site, Use of
3.13, 6.1.1, 6.2.1
Site Inspections
3.2.2, 3.3.3, 3.7.1, 3.7.4, 4.2, 9.9.2, 9.4.2, 9.10.1, 13.4

Site Visits, Architect's
3.7.4, 4.2.2, 4.2.9, 9.4.2, 9.5.1, 9.9.2, 9.10.1, 13.4
Special Inspections and Testing
4.2.6, 12.2.1, 13.4
Specifications, Definition of
1.1.6
Specifications
1.1.1, **1.1.6**, 1.2.2, 1.5, 3.12.10, 3.17, 4.2.14
Statute of Limitations
15.1.2, 15.4.1.1
Stopping the Work
2.2.2, 2.4, 9.7, 10.3, 14.1
Stored Materials
6.2.1, 9.3.2, 10.2.1.2, 10.2.4
Subcontractor, Definition of
5.1.1
SUBCONTRACTORS
5
Subcontractors, Work by
1.2.2, 3.3.2, 3.12.1, 3.18, 4.2.3, 5.2.3, 5.3, 5.4, 9.3.1.2, 9.6.7
Subcontractual Relations
5.3, 5.4, 9.3.1.2, 9.6, 9.10, 10.2.1, 14.1, 14.2.1
Submittals
3.10, 3.11, 3.12, 4.2.7, 5.2.1, 5.2.3, 7.3.4, 9.2, 9.3, 9.8, 9.9.1, 9.10.2, 9.10.3
Submittal Schedule
3.10.2, 3.12.5, 4.2.7
Subrogation, Waivers of
6.1.1, **11.3**
Substances, Hazardous
10.3
Substantial Completion
4.2.9, 8.1.1, 8.1.3, 8.2.3, 9.4.2, **9.8**, 9.9.1, 9.10.3, 12.2, 15.1.2
Substantial Completion, Definition of
9.8.1
Substitution of Subcontractors
5.2.3, 5.2.4
Substitution of Architect
2.3.3
Substitutions of Materials
3.4.2, 3.5, 7.3.8
Sub-subcontractor, Definition of
5.1.2
Subsurface Conditions
3.7.4
Successors and Assigns
13.2
Superintendent
3.9, 10.2.6
Supervision and Construction Procedures
1.2.2, **3.3**, 3.4, 3.12.10, 4.2.2, 4.2.7, 6.1.3, 6.2.4, 7.1.3, 7.3.4, 8.2, 8.3.1, 9.4.2, 10, 12, 14, 15.1.4
Suppliers
1.5, 3.12.1, 4.2.4, 4.2.6, 5.2.1, 9.3, 9.4.2, 9.5.4, 9.6, 9.10.5, 14.2.1

Surety
5.4.1.2, 9.6.8, 9.8.5, 9.10.2, 9.10.3, 11.1.2, 14.2.2,
15.2.7

Surety, Consent of
9.8.5, 9.10.2, 9.10.3

Surveys
1.1.7, 2.3.4

Suspension by the Owner for Convenience 14.3

Suspension of the Work
3.7.5, 5.4.2, 14.3

Suspension or Termination of the Contract
5.4.1.1, 14

Taxes
3.6, 3.8.2.1, 7.3.4.4

**Termination by the Contractor
14.1, 15.1.7**

**Termination by the Owner for Cause
5.4.1.1, 14.2, 15.1.7**

**Termination by the Owner for Convenience
14.4**

Termination of the Architect
2.3.3

Termination of the Contractor Employment
14.2.2

TERMINATION OR SUSPENSION OF THE CONTRACT 14

Tests and Inspections
3.1.3, 3.3.3, 3.7.1, 4.2.2, 4.2.6, 4.2.9, 9.4.2, 9.8.3,
9.9.2, 9.10.1, 10.3.2, 12.2.1, **13.4**

TIME 8

Time, Delays and Extensions of
3.2.4, 3.7.4, 5.2.3, 7.2.1, 7.3.1, 7.4, **8.3**, 9.5.1, 9.7,
10.3.2, 10.4, 14.3.2, 15.1.6, 15.2.5

Time Limits
2.1.2, 2.2, 2.5, 3.2.2, 3.10, 3.11, 3.12.5, 3.15.1, 4.2,
5.2, 5.3, 5.4, 6.2.4, 7.3, 7.4, 8.2, 9.2, 9.3.1, 9.3.3, 9.4.1,
9.5, 9.6, 9.7, 9.8, 9.9, 9.10, 12.2, 13.4, 14, 15.1.2,
15.1.3, 15.4

Time Limits on Claims
3.7.4, 10.2.8, 15.1.2, 15.1.3

Title to Work
9.3.2, 9.3.3

UNCOVERING AND CORRECTION OF WORK 12

Uncovering of Work 12.1

Unforeseen Conditions, Concealed or Unknown
3.7.4, 8.3.1, 10.3

Unit Prices
7.3.3.2, 9.1.2

Use of Documents
1.1.1, 1.5, 2.3.6, 3.12.6, 5.3

**Use of Site
3.13, 6.1.1, 6.2.1**

**Values, Schedule of
9.2, 9.3.1**

Waiver of Claims by the Architect
13.3.2

Waiver of Claims by the Contractor
9.10.5, 13.3.2, **15.1.7**

Waiver of Claims by the Owner
9.9.3, 9.10.3, 9.10.4, 12.2.2.1, 13.3.2, 14.2.4, **15.1.7**

Waiver of Consequential Damages
14.2.4, 15.1.7

Waiver of Liens
9.3, 9.10.2, 9.10.4

**Waivers of Subrogation
6.1.1, 11.3**

**Warranty
3.5, 4.2.9, 9.3.3, 9.8.4, 9.9.1, 9.10.2, 9.10.4, 12.2.2,
15.1.2**

Weather Delays
8.3, 15.1.6.2

**Work, Definition of
1.1.3**

Written Consent
1.5.2, 3.4.2, 3.7.4, 3.12.8, 3.14.2, 4.1.2, 9.3.2, 9.10.3,
13.2, 13.3.2, 15.4.4.2

Written Interpretations
4.2.11, 4.2.12

Written Orders
1.1.1, 2.4, 3.9, 7, 8.2.2, 12.1, 12.2, 13.4.2, 14.3.1

ARTICLE 1 GENERAL PROVISIONS

§ 1.1 Basic Definitions

§ 1.1.1 The Contract Documents

The Contract Documents are enumerated in the Agreement between the Owner and Contractor (hereinafter the Agreement) and consist of the Agreement, Conditions of the Contract (General, Supplementary and other Conditions), Drawings, Specifications, Addenda issued prior to execution of the Contract, other documents listed in the Agreement, and Modifications issued after execution of the Contract. A Modification is (1) a written amendment to the Contract signed by both parties, (2) a Change Order, (3) a Construction Change Directive, or (4) a written order for a minor change in the Work issued by the Architect. Unless specifically enumerated in the Agreement, the Contract Documents do not include the advertisement or invitation to bid, Instructions to Bidders, sample forms, other information furnished by the Owner in anticipation of receiving bids or proposals, the Contractor's bid or proposal, or portions of Addenda relating to bidding or proposal requirements.

§ 1.1.2 The Contract

The Contract Documents form the Contract for Construction. The Contract represents the entire and integrated agreement between the parties hereto and supersedes prior negotiations, representations, or agreements, either written or oral. The Contract may be amended or modified only by a Modification. The Contract Documents shall not be construed to create a contractual relationship of any kind (1) between the Contractor and the Architect or the Architect's consultants, (2) between the Owner and a Subcontractor or a Sub-subcontractor, (3) between the Owner and the Architect or the Architect's consultants, or (4) between any persons or entities other than the Owner and the Contractor. The Architect shall, however, be entitled to performance and enforcement of obligations under the Contract intended to facilitate performance of the Architect's duties.

§ 1.1.3 The Work

The term "Work" means the construction and services required by the Contract Documents, whether completed or partially completed, and includes all other labor, materials, equipment, and services provided or to be provided by the Contractor to fulfill the Contractor's obligations. The Work may constitute the whole or a part of the Project.

§ 1.1.4 The Project

The Project is the total construction of which the Work performed under the Contract Documents may be the whole or a part and which may include construction by the Owner and by Separate Contractors.

§ 1.1.5 The Drawings

The Drawings are the graphic and pictorial portions of the Contract Documents showing the design, location and dimensions of the Work, generally including plans, elevations, sections, details, schedules, and diagrams.

§ 1.1.6 The Specifications

The Specifications are that portion of the Contract Documents consisting of the written requirements for materials, equipment, systems, standards and workmanship for the Work, and performance of related services.

§ 1.1.7 Instruments of Service

Instruments of Service are representations, in any medium of expression now known or later developed, of the tangible and intangible creative work performed by the Architect and the Architect's consultants under their respective professional services agreements. Instruments of Service may include, without limitation, studies, surveys, models, sketches, drawings, specifications, and other similar materials.

§ 1.1.8 Initial Decision Maker

The Initial Decision Maker is the person identified in the Agreement to render initial decisions on Claims in accordance with Section 15.2. The Initial Decision Maker shall not show partiality to the Owner or Contractor and shall not be liable for results of interpretations or decisions rendered in good faith.

§ 1.2 Correlation and Intent of the Contract Documents

§ 1.2.1 The intent of the Contract Documents is to include all items necessary for the proper execution and completion of the Work by the Contractor. The Contract Documents are complementary, and what is required by one shall be as binding as if required by all; performance by the Contractor shall be required only to the extent consistent with the Contract Documents and reasonably inferable from them as being necessary to produce the indicated results.

§ 1.2.1.1 The invalidity of any provision of the Contract Documents shall not invalidate the Contract or its remaining provisions. If it is determined that any provision of the Contract Documents violates any law, or is otherwise invalid or unenforceable, then that provision shall be revised to the extent necessary to make that provision legal and enforceable. In such case the Contract Documents shall be construed, to the fullest extent permitted by law, to give effect to the parties' intentions and purposes in executing the Contract.

§ 1.2.2 Organization of the Specifications into divisions, sections and articles, and arrangement of Drawings shall not control the Contractor in dividing the Work among Subcontractors or in establishing the extent of Work to be performed by any trade.

§ 1.2.3 Unless otherwise stated in the Contract Documents, words that have well-known technical or construction industry meanings are used in the Contract Documents in accordance with such recognized meanings.

§ 1.3 Capitalization

Terms capitalized in these General Conditions include those that are (1) specifically defined, (2) the titles of numbered articles, or (3) the titles of other documents published by the American Institute of Architects.

§ 1.4 Interpretation

In the interest of brevity the Contract Documents frequently omit modifying words such as "all" and "any" and articles such as "the" and "an," but the fact that a modifier or an article is absent from one statement and appears in another is not intended to affect the interpretation of either statement.

§ 1.5 Ownership and Use of Drawings, Specifications, and Other Instruments of Service

§ 1.5.1 The Architect and the Architect's consultants shall be deemed the authors and owners of their respective Instruments of Service, including the Drawings and Specifications, and retain all common law, statutory, and other reserved rights in their Instruments of Service, including copyrights. The Contractor, Subcontractors, Sub-subcontractors, and suppliers shall not own or claim a copyright in the Instruments of Service. Submittal or distribution to meet official regulatory requirements or for other purposes in connection with the Project is not to be construed as publication in derogation of the Architect's or Architect's consultants' reserved rights.

§ 1.5.2 The Contractor, Subcontractors, Sub-subcontractors, and suppliers are authorized to use and reproduce the Instruments of Service provided to them, subject to any protocols established pursuant to Sections 1.7 and 1.8, solely and exclusively for execution of the Work. All copies made under this authorization shall bear the copyright notice, if any, shown on the Instruments of Service. The Contractor, Subcontractors, Sub-subcontractors, and suppliers may not use the Instruments of Service on other projects or for additions to the Project outside the scope of the Work without the specific written consent of the Owner, Architect, and the Architect's consultants.

§ 1.6 Notice

§ 1.6.1 Except as otherwise provided in Section 1.6.2, where the Contract Documents require one party to notify or give notice to the other party, such notice shall be provided in writing to the designated representative of the party to whom the notice is addressed and shall be deemed to have been duly served if delivered in person, by mail, by courier, or by electronic transmission if a method for electronic transmission is set forth in the Agreement.

§ 1.6.2 Notice of Claims as provided in Section 15.1.3 shall be provided in writing and shall be deemed to have been duly served only if delivered to the designated representative of the party to whom the notice is addressed by certified or registered mail, or by courier providing proof of delivery.

§ 1.7 Digital Data Use and Transmission

The parties shall agree upon protocols governing the transmission and use of Instruments of Service or any other information or documentation in digital form. The parties will use AIA Document E203™–2013, Building Information Modeling and Digital Data Exhibit, to establish the protocols for the development, use, transmission, and exchange of digital data.

§ 1.8 Building Information Models Use and Reliance

Any use of, or reliance on, all or a portion of a building information model without agreement to protocols governing the use of, and reliance on, the information contained in the model and without having those protocols set forth in AIA Document E203™–2013, Building Information Modeling and Digital Data Exhibit, and the requisite AIA Document G202™–2013, Project Building Information Modeling Protocol Form, shall be at the using or relying party's sole risk

and without liability to the other party and its contractors or consultants, the authors of, or contributors to, the building information model, and each of their agents and employees.

ARTICLE 2 OWNER

§ 2.1 General

§ 2.1.1 The Owner is the person or entity identified as such in the Agreement and is referred to throughout the Contract Documents as if singular in number. The Owner shall designate in writing a representative who shall have express authority to bind the Owner with respect to all matters requiring the Owner's approval or authorization. Except as otherwise provided in Section 4.2.1, the Architect does not have such authority. The term "Owner" means the Owner or the Owner's authorized representative.

§ 2.1.2 The Owner shall furnish to the Contractor, within fifteen days after receipt of a written request, information necessary and relevant for the Contractor to evaluate, give notice of, or enforce mechanic's lien rights. Such information shall include a correct statement of the record legal title to the property on which the Project is located, usually referred to as the site, and the Owner's interest therein.

§ 2.2 Evidence of the Owner's Financial Arrangements

§ 2.2.1 Prior to commencement of the Work and upon written request by the Contractor, the Owner shall furnish to the Contractor reasonable evidence that the Owner has made financial arrangements to fulfill the Owner's obligations under the Contract. The Contractor shall have no obligation to commence the Work until the Owner provides such evidence. If commencement of the Work is delayed under this Section 2.2.1, the Contract Time shall be extended appropriately.

§ 2.2.2 Following commencement of the Work and upon written request by the Contractor, the Owner shall furnish to the Contractor reasonable evidence that the Owner has made financial arrangements to fulfill the Owner's obligations under the Contract only if (1) the Owner fails to make payments to the Contractor as the Contract Documents require; (2) the Contractor identifies in writing a reasonable concern regarding the Owner's ability to make payment when due; or (3) a change in the Work materially changes the Contract Sum. If the Owner fails to provide such evidence, as required, within fourteen days of the Contractor's request, the Contractor may immediately stop the Work and, in that event, shall notify the Owner that the Work has stopped. However, if the request is made because a change in the Work materially changes the Contract Sum under (3) above, the Contractor may immediately stop only that portion of the Work affected by the change until reasonable evidence is provided. If the Work is stopped under this Section 2.2.2, the Contract Time shall be extended appropriately and the Contract Sum shall be increased by the amount of the Contractor's reasonable costs of shutdown, delay and start-up, plus interest as provided in the Contract Documents.

§ 2.2.3 After the Owner furnishes evidence of financial arrangements under this Section 2.2, the Owner shall not materially vary such financial arrangements without prior notice to the Contractor.

§ 2.2.4 Where the Owner has designated information furnished under this Section 2.2 as "confidential," the Contractor shall keep the information confidential and shall not disclose it to any other person. However, the Contractor may disclose "confidential" information, after seven (7) days' notice to the Owner, where disclosure is required by law, including a subpoena or other form of compulsory legal process issued by a court or governmental entity, or by court or arbitrator(s) order. The Contractor may also disclose "confidential" information to its employees, consultants, sureties, Subcontractors and their employees, Sub-subcontractors, and others who need to know the content of such information solely and exclusively for the Project and who agree to maintain the confidentiality of such information.

§ 2.3 Information and Services Required of the Owner

§ 2.3.1 Except for permits and fees that are the responsibility of the Contractor under the Contract Documents, including those required under Section 3.7.1, the Owner shall secure and pay for necessary approvals, easements, assessments and charges required for construction, use or occupancy of permanent structures or for permanent changes in existing facilities.

§ 2.3.2 The Owner shall retain an architect lawfully licensed to practice architecture, or an entity lawfully practicing architecture, in the jurisdiction where the Project is located. That person or entity is identified as the Architect in the Agreement and is referred to throughout the Contract Documents as if singular in number.

§ 2.3.3 If the employment of the Architect terminates, the Owner shall employ a successor to whom the Contractor has no reasonable objection and whose status under the Contract Documents shall be that of the Architect.

§ 2.3.4 The Owner shall furnish surveys describing physical characteristics, legal limitations and utility locations for the site of the Project, and a legal description of the site. The Contractor shall be entitled to rely on the accuracy of information furnished by the Owner but shall exercise proper precautions relating to the safe performance of the Work.

§ 2.3.5 The Owner shall furnish information or services required of the Owner by the Contract Documents with reasonable promptness. The Owner shall also furnish any other information or services under the Owner's control and relevant to the Contractor's performance of the Work with reasonable promptness after receiving the Contractor's written request for such information or services.

§ 2.3.6 Unless otherwise provided in the Contract Documents, the Owner shall furnish to the Contractor one copy of the Contract Documents for purposes of making reproductions pursuant to Section 1.5.2.

§ 2.4 Owner's Right to Stop the Work

If the Contractor fails to correct Work that is not in accordance with the requirements of the Contract Documents as required by Section 12.2 or repeatedly fails to carry out Work in accordance with the Contract Documents, the Owner may issue a written order to the Contractor to stop the Work, or any portion thereof, until the cause for such order has been eliminated; however, the right of the Owner to stop the Work shall not give rise to a duty on the part of the Owner to exercise this right for the benefit of the Contractor or any other person or entity, except to the extent required by Section 6.1.3.

§ 2.5 Owner's Right to Carry Out the Work

If the Contractor defaults or neglects to carry out the Work in accordance with the Contract Documents and fails within a ten-day period after receipt of notice from the Owner to commence and continue correction of such default or neglect with diligence and promptness, the Owner may, without prejudice to other remedies the Owner may have, correct such default or neglect. Such action by the Owner and amounts charged to the Contractor are both subject to prior approval of the Architect and the Architect may, pursuant to Section 9.5.1, withhold or nullify a Certificate for Payment in whole or in part, to the extent reasonably necessary to reimburse the Owner for the reasonable cost of correcting such deficiencies, including Owner's expenses and compensation for the Architect's additional services made necessary by such default, neglect, or failure. If current and future payments are not sufficient to cover such amounts, the Contractor shall pay the difference to the Owner. If the Contractor disagrees with the actions of the Owner or the Architect, or the amounts claimed as costs to the Owner, the Contractor may file a Claim pursuant to Article 15.

ARTICLE 3 CONTRACTOR

§ 3.1 General

§ 3.1.1 The Contractor is the person or entity identified as such in the Agreement and is referred to throughout the Contract Documents as if singular in number. The Contractor shall be lawfully licensed, if required in the jurisdiction where the Project is located. The Contractor shall designate in writing a representative who shall have express authority to bind the Contractor with respect to all matters under this Contract. The term "Contractor" means the Contractor or the Contractor's authorized representative.

§ 3.1.2 The Contractor shall perform the Work in accordance with the Contract Documents.

§ 3.1.3 The Contractor shall not be relieved of its obligations to perform the Work in accordance with the Contract Documents either by activities or duties of the Architect in the Architect's administration of the Contract, or by tests, inspections or approvals required or performed by persons or entities other than the Contractor.

§ 3.2 Review of Contract Documents and Field Conditions by Contractor

§ 3.2.1 Execution of the Contract by the Contractor is a representation that the Contractor has visited the site, become generally familiar with local conditions under which the Work is to be performed, and correlated personal observations with requirements of the Contract Documents.

§ 3.2.2 Because the Contract Documents are complementary, the Contractor shall, before starting each portion of the Work, carefully study and compare the various Contract Documents relative to that portion of the Work, as well as the information furnished by the Owner pursuant to Section 2.3.4, shall take field measurements of any existing conditions related to that portion of the Work, and shall observe any conditions at the site affecting it. These

obligations are for the purpose of facilitating coordination and construction by the Contractor and are not for the purpose of discovering errors, omissions, or inconsistencies in the Contract Documents; however, the Contractor shall promptly report to the Architect any errors, inconsistencies or omissions discovered by or made known to the Contractor as a request for information in such form as the Architect may require. It is recognized that the Contractor's review is made in the Contractor's capacity as a contractor and not as a licensed design professional, unless otherwise specifically provided in the Contract Documents.

§ 3.2.3 The Contractor is not required to ascertain that the Contract Documents are in accordance with applicable laws, statutes, ordinances, codes, rules and regulations, or lawful orders of public authorities, but the Contractor shall promptly report to the Architect any nonconformity discovered by or made known to the Contractor as a request for information in such form as the Architect may require.

§ 3.2.4 If the Contractor believes that additional cost or time is involved because of clarifications or instructions the Architect issues in response to the Contractor's notices or requests for information pursuant to Sections 3.2.2 or 3.2.3, the Contractor shall submit Claims as provided in Article 15. If the Contractor fails to perform the obligations of Sections 3.2.2 or 3.2.3, the Contractor shall pay such costs and damages to the Owner, subject to Section 15.1.7, as would have been avoided if the Contractor had performed such obligations. If the Contractor performs those obligations, the Contractor shall not be liable to the Owner or Architect for damages resulting from errors, inconsistencies or omissions in the Contract Documents, for differences between field measurements or conditions and the Contract Documents, or for nonconformities of the Contract Documents to applicable laws, statutes, ordinances, codes, rules and regulations, and lawful orders of public authorities.

§ 3.3 Supervision and Construction Procedures

§ 3.3.1 The Contractor shall supervise and direct the Work, using the Contractor's best skill and attention. The Contractor shall be solely responsible for, and have control over, construction means, methods, techniques, sequences, and procedures, and for coordinating all portions of the Work under the Contract. If the Contract Documents give specific instructions concerning construction means, methods, techniques, sequences, or procedures, the Contractor shall evaluate the jobsite safety thereof and shall be solely responsible for the jobsite safety of such means, methods, techniques, sequences, or procedures. If the Contractor determines that such means, methods, techniques, sequences or procedures may not be safe, the Contractor shall give timely notice to the Owner and Architect, and shall propose alternative means, methods, techniques, sequences, or procedures. The Architect shall evaluate the proposed alternative solely for conformance with the design intent for the completed construction. Unless the Architect objects to the Contractor's proposed alternative, the Contractor shall perform the Work using its alternative means, methods, techniques, sequences, or procedures.

§ 3.3.2 The Contractor shall be responsible to the Owner for acts and omissions of the Contractor's employees, Subcontractors and their agents and employees, and other persons or entities performing portions of the Work for, or on behalf of, the Contractor or any of its Subcontractors.

§ 3.3.3 The Contractor shall be responsible for inspection of portions of Work already performed to determine that such portions are in proper condition to receive subsequent Work.

§ 3.4 Labor and Materials

§ 3.4.1 Unless otherwise provided in the Contract Documents, the Contractor shall provide and pay for labor, materials, equipment, tools, construction equipment and machinery, water, heat, utilities, transportation, and other facilities and services necessary for proper execution and completion of the Work, whether temporary or permanent and whether or not incorporated or to be incorporated in the Work.

§ 3.4.2 Except in the case of minor changes in the Work approved by the Architect in accordance with Section 3.12.8 or ordered by the Architect in accordance with Section 7.4, the Contractor may make substitutions only with the consent of the Owner, after evaluation by the Architect and in accordance with a Change Order or Construction Change Directive.

§ 3.4.3 The Contractor shall enforce strict discipline and good order among the Contractor's employees and other persons carrying out the Work. The Contractor shall not permit employment of unfit persons or persons not properly skilled in tasks assigned to them.

§ 3.5 Warranty

§ 3.5.1 The Contractor warrants to the Owner and Architect that materials and equipment furnished under the Contract will be of good quality and new unless the Contract Documents require or permit otherwise. The Contractor further warrants that the Work will conform to the requirements of the Contract Documents and will be free from defects, except for those inherent in the quality of the Work the Contract Documents require or permit. Work, materials, or equipment not conforming to these requirements may be considered defective. The Contractor's warranty excludes remedy for damage or defect caused by abuse, alterations to the Work not executed by the Contractor, improper or insufficient maintenance, improper operation, or normal wear and tear and normal usage. If required by the Architect, the Contractor shall furnish satisfactory evidence as to the kind and quality of materials and equipment.

§ 3.5.2 All material, equipment, or other special warranties required by the Contract Documents shall be issued in the name of the Owner, or shall be transferable to the Owner, and shall commence in accordance with Section 9.8.4.

§ 3.6 Taxes

The Contractor shall pay sales, consumer, use and similar taxes for the Work provided by the Contractor that are legally enacted when bids are received or negotiations concluded, whether or not yet effective or merely scheduled to go into effect.

§ 3.7 Permits, Fees, Notices and Compliance with Laws

§ 3.7.1 Unless otherwise provided in the Contract Documents, the Contractor shall secure and pay for the building permit as well as for other permits, fees, licenses, and inspections by government agencies necessary for proper execution and completion of the Work that are customarily secured after execution of the Contract and legally required at the time bids are received or negotiations concluded.

§ 3.7.2 The Contractor shall comply with and give notices required by applicable laws, statutes, ordinances, codes, rules and regulations, and lawful orders of public authorities applicable to performance of the Work.

§ 3.7.3 If the Contractor performs Work knowing it to be contrary to applicable laws, statutes, ordinances, codes, rules and regulations, or lawful orders of public authorities, the Contractor shall assume appropriate responsibility for such Work and shall bear the costs attributable to correction.

§ 3.7.4 Concealed or Unknown Conditions

If the Contractor encounters conditions at the site that are (1) subsurface or otherwise concealed physical conditions that differ materially from those indicated in the Contract Documents or (2) unknown physical conditions of an unusual nature that differ materially from those ordinarily found to exist and generally recognized as inherent in construction activities of the character provided for in the Contract Documents, the Contractor shall promptly provide notice to the Owner and the Architect before conditions are disturbed and in no event later than 14 days after first observance of the conditions. The Architect will promptly investigate such conditions and, if the Architect determines that they differ materially and cause an increase or decrease in the Contractor's cost of, or time required for, performance of any part of the Work, will recommend that an equitable adjustment be made in the Contract Sum or Contract Time, or both. If the Architect determines that the conditions at the site are not materially different from those indicated in the Contract Documents and that no change in the terms of the Contract is justified, the Architect shall promptly notify the Owner and Contractor, stating the reasons. If either party disputes the Architect's determination or recommendation, that party may submit a Claim as provided in Article 15.

§ 3.7.5 If, in the course of the Work, the Contractor encounters human remains or recognizes the existence of burial markers, archaeological sites or wetlands not indicated in the Contract Documents, the Contractor shall immediately suspend any operations that would affect them and shall notify the Owner and Architect. Upon receipt of such notice, the Owner shall promptly take any action necessary to obtain governmental authorization required to resume the operations. The Contractor shall continue to suspend such operations until otherwise instructed by the Owner but shall continue with all other operations that do not affect those remains or features. Requests for adjustments in the Contract Sum and Contract Time arising from the existence of such remains or features may be made as provided in Article 15.

§ 3.8 Allowances

§ 3.8.1 The Contractor shall include in the Contract Sum all allowances stated in the Contract Documents. Items covered by allowances shall be supplied for such amounts and by such persons or entities as the Owner may direct, but the Contractor shall not be required to employ persons or entities to whom the Contractor has reasonable objection.

§ 3.8.2 Unless otherwise provided in the Contract Documents,

- .1 allowances shall cover the cost to the Contractor of materials and equipment delivered at the site and all required taxes, less applicable trade discounts;
- .2 Contractor's costs for unloading and handling at the site, labor, installation costs, overhead, profit, and other expenses contemplated for stated allowance amounts shall be included in the Contract Sum but not in the allowances; and
- .3 whenever costs are more than or less than allowances, the Contract Sum shall be adjusted accordingly by Change Order. The amount of the Change Order shall reflect (1) the difference between actual costs and the allowances under Section 3.8.2.1 and (2) changes in Contractor's costs under Section 3.8.2.2.

§ 3.8.3 Materials and equipment under an allowance shall be selected by the Owner with reasonable promptness.

§ 3.9 Superintendent

§ 3.9.1 The Contractor shall employ a competent superintendent and necessary assistants who shall be in attendance at the Project site during performance of the Work. The superintendent shall represent the Contractor, and communications given to the superintendent shall be as binding as if given to the Contractor.

§ 3.9.2 The Contractor, as soon as practicable after award of the Contract, shall notify the Owner and Architect of the name and qualifications of a proposed superintendent. Within 14 days of receipt of the information, the Architect may notify the Contractor, stating whether the Owner or the Architect (1) has reasonable objection to the proposed superintendent or (2) requires additional time for review. Failure of the Architect to provide notice within the 14-day period shall constitute notice of no reasonable objection.

§ 3.9.3 The Contractor shall not employ a proposed superintendent to whom the Owner or Architect has made reasonable and timely objection. The Contractor shall not change the superintendent without the Owner's consent, which shall not unreasonably be withheld or delayed.

§ 3.10 Contractor's Construction and Submittal Schedules

§ 3.10.1 The Contractor, promptly after being awarded the Contract, shall submit for the Owner's and Architect's information a Contractor's construction schedule for the Work. The schedule shall contain detail appropriate for the Project, including (1) the date of commencement of the Work, interim schedule milestone dates, and the date of Substantial Completion; (2) an apportionment of the Work by construction activity; and (3) the time required for completion of each portion of the Work. The schedule shall provide for the orderly progression of the Work to completion and shall not exceed time limits current under the Contract Documents. The schedule shall be revised at appropriate intervals as required by the conditions of the Work and Project.

§ 3.10.2 The Contractor, promptly after being awarded the Contract and thereafter as necessary to maintain a current submittal schedule, shall submit a submittal schedule for the Architect's approval. The Architect's approval shall not be unreasonably delayed or withheld. The submittal schedule shall (1) be coordinated with the Contractor's construction schedule, and (2) allow the Architect reasonable time to review submittals. If the Contractor fails to submit a submittal schedule, or fails to provide submittals in accordance with the approved submittal schedule, the Contractor shall not be entitled to any increase in Contract Sum or extension of Contract Time based on the time required for review of submittals.

§ 3.10.3 The Contractor shall perform the Work in general accordance with the most recent schedules submitted to the Owner and Architect.

§ 3.11 Documents and Samples at the Site

The Contractor shall make available, at the Project site, the Contract Documents, including Change Orders, Construction Change Directives, and other Modifications, in good order and marked currently to indicate field changes and selections made during construction, and the approved Shop Drawings, Product Data, Samples, and similar required submittals. These shall be in electronic form or paper copy, available to the Architect and Owner, and delivered to the Architect for submittal to the Owner upon completion of the Work as a record of the Work as constructed.

§ 3.12 Shop Drawings, Product Data and Samples

§ 3.12.1 Shop Drawings are drawings, diagrams, schedules, and other data specially prepared for the Work by the Contractor or a Subcontractor, Sub-subcontractor, manufacturer, supplier, or distributor to illustrate some portion of the Work.

§ 3.12.2 Product Data are illustrations, standard schedules, performance charts, instructions, brochures, diagrams, and other information furnished by the Contractor to illustrate materials or equipment for some portion of the Work.

§ 3.12.3 Samples are physical examples that illustrate materials, equipment, or workmanship, and establish standards by which the Work will be judged.

§ 3.12.4 Shop Drawings, Product Data, Samples, and similar submittals are not Contract Documents. Their purpose is to demonstrate how the Contractor proposes to conform to the information given and the design concept expressed in the Contract Documents for those portions of the Work for which the Contract Documents require submittals. Review by the Architect is subject to the limitations of Section 4.2.7. Informational submittals upon which the Architect is not expected to take responsive action may be so identified in the Contract Documents. Submittals that are not required by the Contract Documents may be returned by the Architect without action.

§ 3.12.5 The Contractor shall review for compliance with the Contract Documents, approve, and submit to the Architect, Shop Drawings, Product Data, Samples, and similar submittals required by the Contract Documents, in accordance with the submittal schedule approved by the Architect or, in the absence of an approved submittal schedule, with reasonable promptness and in such sequence as to cause no delay in the Work or in the activities of the Owner or of Separate Contractors.

§ 3.12.6 By submitting Shop Drawings, Product Data, Samples, and similar submittals, the Contractor represents to the Owner and Architect that the Contractor has (1) reviewed and approved them, (2) determined and verified materials, field measurements and field construction criteria related thereto, or will do so, and (3) checked and coordinated the information contained within such submittals with the requirements of the Work and of the Contract Documents.

§ 3.12.7 The Contractor shall perform no portion of the Work for which the Contract Documents require submittal and review of Shop Drawings, Product Data, Samples, or similar submittals, until the respective submittal has been approved by the Architect.

§ 3.12.8 The Work shall be in accordance with approved submittals except that the Contractor shall not be relieved of responsibility for deviations from the requirements of the Contract Documents by the Architect's approval of Shop Drawings, Product Data, Samples, or similar submittals, unless the Contractor has specifically notified the Architect of such deviation at the time of submittal and (1) the Architect has given written approval to the specific deviation as a minor change in the Work, or (2) a Change Order or Construction Change Directive has been issued authorizing the deviation. The Contractor shall not be relieved of responsibility for errors or omissions in Shop Drawings, Product Data, Samples, or similar submittals, by the Architect's approval thereof.

§ 3.12.9 The Contractor shall direct specific attention, in writing or on resubmitted Shop Drawings, Product Data, Samples, or similar submittals, to revisions other than those requested by the Architect on previous submittals. In the absence of such notice, the Architect's approval of a resubmission shall not apply to such revisions.

§ 3.12.10 The Contractor shall not be required to provide professional services that constitute the practice of architecture or engineering unless such services are specifically required by the Contract Documents for a portion of the Work or unless the Contractor needs to provide such services in order to carry out the Contractor's responsibilities for construction means, methods, techniques, sequences, and procedures. The Contractor shall not be required to provide professional services in violation of applicable law.

§ 3.12.10.1 If professional design services or certifications by a design professional related to systems, materials, or equipment are specifically required of the Contractor by the Contract Documents, the Owner and the Architect will specify all performance and design criteria that such services must satisfy. The Contractor shall be entitled to rely upon the adequacy and accuracy of the performance and design criteria provided in the Contract Documents. The Contractor shall cause such services or certifications to be provided by an appropriately licensed design professional, whose signature and seal shall appear on all drawings, calculations, specifications, certifications, Shop Drawings, and

other submittals prepared by such professional. Shop Drawings, and other submittals related to the Work, designed or certified by such professional, if prepared by others, shall bear such professional's written approval when submitted to the Architect. The Owner and the Architect shall be entitled to rely upon the adequacy and accuracy of the services, certifications, and approvals performed or provided by such design professionals, provided the Owner and Architect have specified to the Contractor the performance and design criteria that such services must satisfy. Pursuant to this Section 3.12.10, the Architect will review and approve or take other appropriate action on submittals only for the limited purpose of checking for conformance with information given and the design concept expressed in the Contract Documents.

§ 3.12.10.2 If the Contract Documents require the Contractor's design professional to certify that the Work has been performed in accordance with the design criteria, the Contractor shall furnish such certifications to the Architect at the time and in the form specified by the Architect.

§ 3.13 Use of Site

The Contractor shall confine operations at the site to areas permitted by applicable laws, statutes, ordinances, codes, rules and regulations, lawful orders of public authorities, and the Contract Documents and shall not unreasonably encumber the site with materials or equipment.

§ 3.14 Cutting and Patching

§ 3.14.1 The Contractor shall be responsible for cutting, fitting, or patching required to complete the Work or to make its parts fit together properly. All areas requiring cutting, fitting, or patching shall be restored to the condition existing prior to the cutting, fitting, or patching, unless otherwise required by the Contract Documents.

§ 3.14.2 The Contractor shall not damage or endanger a portion of the Work or fully or partially completed construction of the Owner or Separate Contractors by cutting, patching, or otherwise altering such construction, or by excavation. The Contractor shall not cut or otherwise alter construction by the Owner or a Separate Contractor except with written consent of the Owner and of the Separate Contractor. Consent shall not be unreasonably withheld. The Contractor shall not unreasonably withhold, from the Owner or a Separate Contractor, its consent to cutting or otherwise altering the Work.

§ 3.15 Cleaning Up

§ 3.15.1 The Contractor shall keep the premises and surrounding area free from accumulation of waste materials and rubbish caused by operations under the Contract. At completion of the Work, the Contractor shall remove waste materials, rubbish, the Contractor's tools, construction equipment, machinery, and surplus materials from and about the Project.

§ 3.15.2 If the Contractor fails to clean up as provided in the Contract Documents, the Owner may do so and the Owner shall be entitled to reimbursement from the Contractor.

§ 3.16 Access to Work

The Contractor shall provide the Owner and Architect with access to the Work in preparation and progress wherever located.

§ 3.17 Royalties, Patents and Copyrights

The Contractor shall pay all royalties and license fees. The Contractor shall defend suits or claims for infringement of copyrights and patent rights and shall hold the Owner and Architect harmless from loss on account thereof, but shall not be responsible for defense or loss when a particular design, process, or product of a particular manufacturer or manufacturers is required by the Contract Documents, or where the copyright violations are contained in Drawings, Specifications, or other documents prepared by the Owner or Architect. However, if an infringement of a copyright or patent is discovered by, or made known to, the Contractor, the Contractor shall be responsible for the loss unless the information is promptly furnished to the Architect.

§ 3.18 Indemnification

§ 3.18.1 To the fullest extent permitted by law, the Contractor shall indemnify and hold harmless the Owner, Architect, Architect's consultants, and agents and employees of any of them from and against claims, damages, losses, and expenses, including but not limited to attorneys' fees, arising out of or resulting from performance of the Work, provided that such claim, damage, loss, or expense is attributable to bodily injury, sickness, disease or death, or to injury to or destruction of tangible property (other than the Work itself), but only to the extent caused by the negligent

acts or omissions of the Contractor, a Subcontractor, anyone directly or indirectly employed by them, or anyone for whose acts they may be liable, regardless of whether or not such claim, damage, loss, or expense is caused in part by a party indemnified hereunder. Such obligation shall not be construed to negate, abridge, or reduce other rights or obligations of indemnity that would otherwise exist as to a party or person described in this Section 3.18.

§ 3.18.2 In claims against any person or entity indemnified under this Section 3.18 by an employee of the Contractor, a Subcontractor, anyone directly or indirectly employed by them, or anyone for whose acts they may be liable, the indemnification obligation under Section 3.18.1 shall not be limited by a limitation on amount or type of damages, compensation, or benefits payable by or for the Contractor or a Subcontractor under workers' compensation acts, disability benefit acts, or other employee benefit acts.

ARTICLE 4 ARCHITECT

§ 4.1 General

§ 4.1.1 The Architect is the person or entity retained by the Owner pursuant to Section 2.3.2 and identified as such in the Agreement.

§ 4.1.2 Duties, responsibilities, and limitations of authority of the Architect as set forth in the Contract Documents shall not be restricted, modified, or extended without written consent of the Owner, Contractor, and Architect. Consent shall not be unreasonably withheld.

§ 4.2 Administration of the Contract

§ 4.2.1 The Architect will provide administration of the Contract as described in the Contract Documents and will be an Owner's representative during construction until the date the Architect issues the final Certificate for Payment. The Architect will have authority to act on behalf of the Owner only to the extent provided in the Contract Documents.

§ 4.2.2 The Architect will visit the site at intervals appropriate to the stage of construction, or as otherwise agreed with the Owner, to become generally familiar with the progress and quality of the portion of the Work completed, and to determine in general if the Work observed is being performed in a manner indicating that the Work, when fully completed, will be in accordance with the Contract Documents. However, the Architect will not be required to make exhaustive or continuous on-site inspections to check the quality or quantity of the Work. The Architect will not have control over, charge of, or responsibility for the construction means, methods, techniques, sequences or procedures, or for the safety precautions and programs in connection with the Work, since these are solely the Contractor's rights and responsibilities under the Contract Documents.

§ 4.2.3 On the basis of the site visits, the Architect will keep the Owner reasonably informed about the progress and quality of the portion of the Work completed, and promptly report to the Owner (1) known deviations from the Contract Documents, (2) known deviations from the most recent construction schedule submitted by the Contractor, and (3) defects and deficiencies observed in the Work. The Architect will not be responsible for the Contractor's failure to perform the Work in accordance with the requirements of the Contract Documents. The Architect will not have control over or charge of, and will not be responsible for acts or omissions of, the Contractor, Subcontractors, or their agents or employees, or any other persons or entities performing portions of the Work.

§ 4.2.4 Communications

The Owner and Contractor shall include the Architect in all communications that relate to or affect the Architect's services or professional responsibilities. The Owner shall promptly notify the Architect of the substance of any direct communications between the Owner and the Contractor otherwise relating to the Project. Communications by and with the Architect's consultants shall be through the Architect. Communications by and with Subcontractors and suppliers shall be through the Contractor. Communications by and with Separate Contractors shall be through the Owner. The Contract Documents may specify other communication protocols.

§ 4.2.5 Based on the Architect's evaluations of the Contractor's Applications for Payment, the Architect will review and certify the amounts due the Contractor and will issue Certificates for Payment in such amounts.

§ 4.2.6 The Architect has authority to reject Work that does not conform to the Contract Documents. Whenever the Architect considers it necessary or advisable, the Architect will have authority to require inspection or testing of the Work in accordance with Sections 13.4.2 and 13.4.3, whether or not the Work is fabricated, installed or completed. However, neither this authority of the Architect nor a decision made in good faith either to exercise or not to exercise

such authority shall give rise to a duty or responsibility of the Architect to the Contractor, Subcontractors, suppliers, their agents or employees, or other persons or entities performing portions of the Work.

§ 4.2.7 The Architect will review and approve, or take other appropriate action upon, the Contractor's submittals such as Shop Drawings, Product Data, and Samples, but only for the limited purpose of checking for conformance with information given and the design concept expressed in the Contract Documents. The Architect's action will be taken in accordance with the submittal schedule approved by the Architect or, in the absence of an approved submittal schedule, with reasonable promptness while allowing sufficient time in the Architect's professional judgment to permit adequate review. Review of such submittals is not conducted for the purpose of determining the accuracy and completeness of other details such as dimensions and quantities, or for substantiating instructions for installation or performance of equipment or systems, all of which remain the responsibility of the Contractor as required by the Contract Documents. The Architect's review of the Contractor's submittals shall not relieve the Contractor of the obligations under Sections 3.3, 3.5, and 3.12. The Architect's review shall not constitute approval of safety precautions or of any construction means, methods, techniques, sequences, or procedures. The Architect's approval of a specific item shall not indicate approval of an assembly of which the item is a component.

§ 4.2.8 The Architect will prepare Change Orders and Construction Change Directives, and may order minor changes in the Work as provided in Section 7.4. The Architect will investigate and make determinations and recommendations regarding concealed and unknown conditions as provided in Section 3.7.4.

§ 4.2.9 The Architect will conduct inspections to determine the date or dates of Substantial Completion and the date of final completion; issue Certificates of Substantial Completion pursuant to Section 9.8; receive and forward to the Owner, for the Owner's review and records, written warranties and related documents required by the Contract and assembled by the Contractor pursuant to Section 9.10; and issue a final Certificate for Payment pursuant to Section 9.10.

§ 4.2.10 If the Owner and Architect agree, the Architect will provide one or more Project representatives to assist in carrying out the Architect's responsibilities at the site. The Owner shall notify the Contractor of any change in the duties, responsibilities and limitations of authority of the Project representatives.

§ 4.2.11 The Architect will interpret and decide matters concerning performance under, and requirements of, the Contract Documents on written request of either the Owner or Contractor. The Architect's response to such requests will be made in writing within any time limits agreed upon or otherwise with reasonable promptness.

§ 4.2.12 Interpretations and decisions of the Architect will be consistent with the intent of, and reasonably inferable from, the Contract Documents and will be in writing or in the form of drawings. When making such interpretations and decisions, the Architect will endeavor to secure faithful performance by both Owner and Contractor, will not show partiality to either, and will not be liable for results of interpretations or decisions rendered in good faith.

§ 4.2.13 The Architect's decisions on matters relating to aesthetic effect will be final if consistent with the intent expressed in the Contract Documents.

§ 4.2.14 The Architect will review and respond to requests for information about the Contract Documents. The Architect's response to such requests will be made in writing within any time limits agreed upon or otherwise with reasonable promptness. If appropriate, the Architect will prepare and issue supplemental Drawings and Specifications in response to the requests for information.

ARTICLE 5 SUBCONTRACTORS

§ 5.1 Definitions

§ 5.1.1 A Subcontractor is a person or entity who has a direct contract with the Contractor to perform a portion of the Work at the site. The term "Subcontractor" is referred to throughout the Contract Documents as if singular in number and means a Subcontractor or an authorized representative of the Subcontractor. The term "Subcontractor" does not include a Separate Contractor or the subcontractors of a Separate Contractor.

§ 5.1.2 A Sub-subcontractor is a person or entity who has a direct or indirect contract with a Subcontractor to perform a portion of the Work at the site. The term "Sub-subcontractor" is referred to throughout the Contract Documents as if singular in number and means a Sub-subcontractor or an authorized representative of the Sub-subcontractor.

§ 5.2 Award of Subcontracts and Other Contracts for Portions of the Work

§ 5.2.1 Unless otherwise stated in the Contract Documents, the Contractor, as soon as practicable after award of the Contract, shall notify the Owner and Architect of the persons or entities proposed for each principal portion of the Work, including those who are to furnish materials or equipment fabricated to a special design. Within 14 days of receipt of the information, the Architect may notify the Contractor whether the Owner or the Architect (1) has reasonable objection to any such proposed person or entity or (2) requires additional time for review. Failure of the Architect to provide notice within the 14-day period shall constitute notice of no reasonable objection.

§ 5.2.2 The Contractor shall not contract with a proposed person or entity to whom the Owner or Architect has made reasonable and timely objection. The Contractor shall not be required to contract with anyone to whom the Contractor has made reasonable objection.

§ 5.2.3 If the Owner or Architect has reasonable objection to a person or entity proposed by the Contractor, the Contractor shall propose another to whom the Owner or Architect has no reasonable objection. If the proposed but rejected Subcontractor was reasonably capable of performing the Work, the Contract Sum and Contract Time shall be increased or decreased by the difference, if any, occasioned by such change, and an appropriate Change Order shall be issued before commencement of the substitute Subcontractor's Work. However, no increase in the Contract Sum or Contract Time shall be allowed for such change unless the Contractor has acted promptly and responsively in submitting names as required.

§ 5.2.4 The Contractor shall not substitute a Subcontractor, person, or entity for one previously selected if the Owner or Architect makes reasonable objection to such substitution.

§ 5.3 Subcontractual Relations

By appropriate written agreement, the Contractor shall require each Subcontractor, to the extent of the Work to be performed by the Subcontractor, to be bound to the Contractor by terms of the Contract Documents, and to assume toward the Contractor all the obligations and responsibilities, including the responsibility for safety of the Subcontractor's Work that the Contractor, by these Contract Documents, assumes toward the Owner and Architect. Each subcontract agreement shall preserve and protect the rights of the Owner and Architect under the Contract Documents with respect to the Work to be performed by the Subcontractor so that subcontracting thereof will not prejudice such rights, and shall allow to the Subcontractor, unless specifically provided otherwise in the subcontract agreement, the benefit of all rights, remedies, and redress against the Contractor that the Contractor, by the Contract Documents, has against the Owner. Where appropriate, the Contractor shall require each Subcontractor to enter into similar agreements with Sub-subcontractors. The Contractor shall make available to each proposed Subcontractor, prior to the execution of the subcontract agreement, copies of the Contract Documents to which the Subcontractor will be bound, and, upon written request of the Subcontractor, identify to the Subcontractor terms and conditions of the proposed subcontract agreement that may be at variance with the Contract Documents. Subcontractors will similarly make copies of applicable portions of such documents available to their respective proposed Sub-subcontractors.

§ 5.4 Contingent Assignment of Subcontracts

§ 5.4.1 Each subcontract agreement for a portion of the Work is assigned by the Contractor to the Owner, provided that

- .1 assignment is effective only after termination of the Contract by the Owner for cause pursuant to Section 14.2 and only for those subcontract agreements that the Owner accepts by notifying the Subcontractor and Contractor; and
- .2 assignment is subject to the prior rights of the surety, if any, obligated under bond relating to the Contract.

When the Owner accepts the assignment of a subcontract agreement, the Owner assumes the Contractor's rights and obligations under the subcontract.

§ 5.4.2 Upon such assignment, if the Work has been suspended for more than 30 days, the Subcontractor's compensation shall be equitably adjusted for increases in cost resulting from the suspension.

§ 5.4.3 Upon assignment to the Owner under this Section 5.4, the Owner may further assign the subcontract to a successor contractor or other entity. If the Owner assigns the subcontract to a successor contractor or other entity, the Owner shall nevertheless remain legally responsible for all of the successor contractor's obligations under the subcontract.

ARTICLE 6 CONSTRUCTION BY OWNER OR BY SEPARATE CONTRACTORS

§ 6.1 Owner's Right to Perform Construction and to Award Separate Contracts

§ 6.1.1 The term "Separate Contractor(s)" shall mean other contractors retained by the Owner under separate agreements. The Owner reserves the right to perform construction or operations related to the Project with the Owner's own forces, and with Separate Contractors retained under Conditions of the Contract substantially similar to those of this Contract, including those provisions of the Conditions of the Contract related to insurance and waiver of subrogation.

§ 6.1.2 When separate contracts are awarded for different portions of the Project or other construction or operations on the site, the term "Contractor" in the Contract Documents in each case shall mean the Contractor who executes each separate Owner-Contractor Agreement.

§ 6.1.3 The Owner shall provide for coordination of the activities of the Owner's own forces and of each Separate Contractor with the Work of the Contractor, who shall cooperate with them. The Contractor shall participate with any Separate Contractors and the Owner in reviewing their construction schedules. The Contractor shall make any revisions to its construction schedule deemed necessary after a joint review and mutual agreement. The construction schedules shall then constitute the schedules to be used by the Contractor, Separate Contractors, and the Owner until subsequently revised.

§ 6.1.4 Unless otherwise provided in the Contract Documents, when the Owner performs construction or operations related to the Project with the Owner's own forces or with Separate Contractors, the Owner or its Separate Contractors shall have the same obligations and rights that the Contractor has under the Conditions of the Contract, including, without excluding others, those stated in Article 3, this Article 6, and Articles 10, 11, and 12.

§ 6.2 Mutual Responsibility

§ 6.2.1 The Contractor shall afford the Owner and Separate Contractors reasonable opportunity for introduction and storage of their materials and equipment and performance of their activities, and shall connect and coordinate the Contractor's construction and operations with theirs as required by the Contract Documents.

§ 6.2.2 If part of the Contractor's Work depends for proper execution or results upon construction or operations by the Owner or a Separate Contractor, the Contractor shall, prior to proceeding with that portion of the Work, promptly notify the Architect of apparent discrepancies or defects in the construction or operations by the Owner or Separate Contractor that would render it unsuitable for proper execution and results of the Contractor's Work. Failure of the Contractor to notify the Architect of apparent discrepancies or defects prior to proceeding with the Work shall constitute an acknowledgment that the Owner's or Separate Contractor's completed or partially completed construction is fit and proper to receive the Contractor's Work. The Contractor shall not be responsible for discrepancies or defects in the construction or operations by the Owner or Separate Contractor that are not apparent.

§ 6.2.3 The Contractor shall reimburse the Owner for costs the Owner incurs that are payable to a Separate Contractor because of the Contractor's delays, improperly timed activities or defective construction. The Owner shall be responsible to the Contractor for costs the Contractor incurs because of a Separate Contractor's delays, improperly timed activities, damage to the Work or defective construction.

§ 6.2.4 The Contractor shall promptly remedy damage that the Contractor wrongfully causes to completed or partially completed construction or to property of the Owner or Separate Contractor as provided in Section 10.2.5.

§ 6.2.5 The Owner and each Separate Contractor shall have the same responsibilities for cutting and patching as are described for the Contractor in Section 3.14.

§ 6.3 Owner's Right to Clean Up

If a dispute arises among the Contractor, Separate Contractors, and the Owner as to the responsibility under their respective contracts for maintaining the premises and surrounding area free from waste materials and rubbish, the Owner may clean up and the Architect will allocate the cost among those responsible.

ARTICLE 7 CHANGES IN THE WORK

§ 7.1 General

§ 7.1.1 Changes in the Work may be accomplished after execution of the Contract, and without invalidating the Contract, by Change Order, Construction Change Directive or order for a minor change in the Work, subject to the limitations stated in this Article 7 and elsewhere in the Contract Documents.

§ 7.1.2 A Change Order shall be based upon agreement among the Owner, Contractor, and Architect. A Construction Change Directive requires agreement by the Owner and Architect and may or may not be agreed to by the Contractor. An order for a minor change in the Work may be issued by the Architect alone.

§ 7.1.3 Changes in the Work shall be performed under applicable provisions of the Contract Documents. The Contractor shall proceed promptly with changes in the Work, unless otherwise provided in the Change Order, Construction Change Directive, or order for a minor change in the Work.

§ 7.2 Change Orders

§ 7.2.1 A Change Order is a written instrument prepared by the Architect and signed by the Owner, Contractor, and Architect stating their agreement upon all of the following:

- .1 The change in the Work;
- .2 The amount of the adjustment, if any, in the Contract Sum; and
- .3 The extent of the adjustment, if any, in the Contract Time.

§ 7.3 Construction Change Directives

§ 7.3.1 A Construction Change Directive is a written order prepared by the Architect and signed by the Owner and Architect, directing a change in the Work prior to agreement on adjustment, if any, in the Contract Sum or Contract Time, or both. The Owner may by Construction Change Directive, without invalidating the Contract, order changes in the Work within the general scope of the Contract consisting of additions, deletions, or other revisions, the Contract Sum and Contract Time being adjusted accordingly.

§ 7.3.2 A Construction Change Directive shall be used in the absence of total agreement on the terms of a Change Order.

§ 7.3.3 If the Construction Change Directive provides for an adjustment to the Contract Sum, the adjustment shall be based on one of the following methods:

- .1 Mutual acceptance of a lump sum properly itemized and supported by sufficient substantiating data to permit evaluation;
- .2 Unit prices stated in the Contract Documents or subsequently agreed upon;
- .3 Cost to be determined in a manner agreed upon by the parties and a mutually acceptable fixed or percentage fee; or
- .4 As provided in Section 7.3.4.

§ 7.3.4 If the Contractor does not respond promptly or disagrees with the method for adjustment in the Contract Sum, the Architect shall determine the adjustment on the basis of reasonable expenditures and savings of those performing the Work attributable to the change, including, in case of an increase in the Contract Sum, an amount for overhead and profit as set forth in the Agreement, or if no such amount is set forth in the Agreement, a reasonable amount. In such case, and also under Section 7.3.3.3, the Contractor shall keep and present, in such form as the Architect may prescribe, an itemized accounting together with appropriate supporting data. Unless otherwise provided in the Contract Documents, costs for the purposes of this Section 7.3.4 shall be limited to the following:

- .1 Costs of labor, including applicable payroll taxes, fringe benefits required by agreement or custom, workers' compensation insurance, and other employee costs approved by the Architect;
- .2 Costs of materials, supplies, and equipment, including cost of transportation, whether incorporated or consumed;
- .3 Rental costs of machinery and equipment, exclusive of hand tools, whether rented from the Contractor or others;
- .4 Costs of premiums for all bonds and insurance, permit fees, and sales, use, or similar taxes, directly related to the change; and
- .5 Costs of supervision and field office personnel directly attributable to the change.

§ 7.3.5 If the Contractor disagrees with the adjustment in the Contract Time, the Contractor may make a Claim in accordance with applicable provisions of Article 15.

§ 7.3.6 Upon receipt of a Construction Change Directive, the Contractor shall promptly proceed with the change in the Work involved and advise the Architect of the Contractor's agreement or disagreement with the method, if any, provided in the Construction Change Directive for determining the proposed adjustment in the Contract Sum or Contract Time.

§ 7.3.7 A Construction Change Directive signed by the Contractor indicates the Contractor's agreement therewith, including adjustment in Contract Sum and Contract Time or the method for determining them. Such agreement shall be effective immediately and shall be recorded as a Change Order.

§ 7.3.8 The amount of credit to be allowed by the Contractor to the Owner for a deletion or change that results in a net decrease in the Contract Sum shall be actual net cost as confirmed by the Architect. When both additions and credits covering related Work or substitutions are involved in a change, the allowance for overhead and profit shall be figured on the basis of net increase, if any, with respect to that change.

§ 7.3.9 Pending final determination of the total cost of a Construction Change Directive to the Owner, the Contractor may request payment for Work completed under the Construction Change Directive in Applications for Payment. The Architect will make an interim determination for purposes of monthly certification for payment for those costs and certify for payment the amount that the Architect determines, in the Architect's professional judgment, to be reasonably justified. The Architect's interim determination of cost shall adjust the Contract Sum on the same basis as a Change Order, subject to the right of either party to disagree and assert a Claim in accordance with Article 15.

§ 7.3.10 When the Owner and Contractor agree with a determination made by the Architect concerning the adjustments in the Contract Sum and Contract Time, or otherwise reach agreement upon the adjustments, such agreement shall be effective immediately and the Architect will prepare a Change Order. Change Orders may be issued for all or any part of a Construction Change Directive.

§ 7.4 Minor Changes in the Work

The Architect may order minor changes in the Work that are consistent with the intent of the Contract Documents and do not involve an adjustment in the Contract Sum or an extension of the Contract Time. The Architect's order for minor changes shall be in writing. If the Contractor believes that the proposed minor change in the Work will affect the Contract Sum or Contract Time, the Contractor shall notify the Architect and shall not proceed to implement the change in the Work. If the Contractor performs the Work set forth in the Architect's order for a minor change without prior notice to the Architect that such change will affect the Contract Sum or Contract Time, the Contractor waives any adjustment to the Contract Sum or extension of the Contract Time.

ARTICLE 8 TIME

§ 8.1 Definitions

§ 8.1.1 Unless otherwise provided, Contract Time is the period of time, including authorized adjustments, allotted in the Contract Documents for Substantial Completion of the Work.

§ 8.1.2 The date of commencement of the Work is the date established in the Agreement.

§ 8.1.3 The date of Substantial Completion is the date certified by the Architect in accordance with Section 9.8.

§ 8.1.4 The term "day" as used in the Contract Documents shall mean calendar day unless otherwise specifically defined.

§ 8.2 Progress and Completion

§ 8.2.1 Time limits stated in the Contract Documents are of the essence of the Contract. By executing the Agreement, the Contractor confirms that the Contract Time is a reasonable period for performing the Work.

§ 8.2.2 The Contractor shall not knowingly, except by agreement or instruction of the Owner in writing, commence the Work prior to the effective date of insurance required to be furnished by the Contractor and Owner.

§ 8.2.3 The Contractor shall proceed expeditiously with adequate forces and shall achieve Substantial Completion within the Contract Time.

§ 8.3 Delays and Extensions of Time

§ 8.3.1 If the Contractor is delayed at any time in the commencement or progress of the Work by (1) an act or neglect of the Owner or Architect, of an employee of either, or of a Separate Contractor; (2) by changes ordered in the Work; (3) by labor disputes, fire, unusual delay in deliveries, unavoidable casualties, adverse weather conditions documented in accordance with Section 15.1.6.2, or other causes beyond the Contractor's control; (4) by delay authorized by the Owner pending mediation and binding dispute resolution; or (5) by other causes that the Contractor asserts, and the Architect determines, justify delay, then the Contract Time shall be extended for such reasonable time as the Architect may determine.

§ 8.3.2 Claims relating to time shall be made in accordance with applicable provisions of Article 15.

§ 8.3.3 This Section 8.3 does not preclude recovery of damages for delay by either party under other provisions of the Contract Documents.

ARTICLE 9 PAYMENTS AND COMPLETION

§ 9.1 Contract Sum

§ 9.1.1 The Contract Sum is stated in the Agreement and, including authorized adjustments, is the total amount payable by the Owner to the Contractor for performance of the Work under the Contract Documents.

§ 9.1.2 If unit prices are stated in the Contract Documents or subsequently agreed upon, and if quantities originally contemplated are materially changed so that application of such unit prices to the actual quantities causes substantial inequity to the Owner or Contractor, the applicable unit prices shall be equitably adjusted.

§ 9.2 Schedule of Values

Where the Contract is based on a stipulated sum or Guaranteed Maximum Price, the Contractor shall submit a schedule of values to the Architect before the first Application for Payment, allocating the entire Contract Sum to the various portions of the Work. The schedule of values shall be prepared in the form, and supported by the data to substantiate its accuracy, required by the Architect. This schedule, unless objected to by the Architect, shall be used as a basis for reviewing the Contractor's Applications for Payment. Any changes to the schedule of values shall be submitted to the Architect and supported by such data to substantiate its accuracy as the Architect may require, and unless objected to by the Architect, shall be used as a basis for reviewing the Contractor's subsequent Applications for Payment.

§ 9.3 Applications for Payment

§ 9.3.1 At least ten days before the date established for each progress payment, the Contractor shall submit to the Architect an itemized Application for Payment prepared in accordance with the schedule of values, if required under Section 9.2, for completed portions of the Work. The application shall be notarized, if required, and supported by all data substantiating the Contractor's right to payment that the Owner or Architect require, such as copies of requisitions, and releases and waivers of liens from Subcontractors and suppliers, and shall reflect retainage if provided for in the Contract Documents.

§ 9.3.1.1 As provided in Section 7.3.9, such applications may include requests for payment on account of changes in the Work that have been properly authorized by Construction Change Directives, or by interim determinations of the Architect, but not yet included in Change Orders.

§ 9.3.1.2 Applications for Payment shall not include requests for payment for portions of the Work for which the Contractor does not intend to pay a Subcontractor or supplier, unless such Work has been performed by others whom the Contractor intends to pay.

§ 9.3.2 Unless otherwise provided in the Contract Documents, payments shall be made on account of materials and equipment delivered and suitably stored at the site for subsequent incorporation in the Work. If approved in advance by the Owner, payment may similarly be made for materials and equipment suitably stored off the site at a location agreed upon in writing. Payment for materials and equipment stored on or off the site shall be conditioned upon compliance by the Contractor with procedures satisfactory to the Owner to establish the Owner's title to such materials

and equipment or otherwise protect the Owner's interest, and shall include the costs of applicable insurance, storage, and transportation to the site, for such materials and equipment stored off the site.

§ 9.3.3 The Contractor warrants that title to all Work covered by an Application for Payment will pass to the Owner no later than the time of payment. The Contractor further warrants that upon submittal of an Application for Payment all Work for which Certificates for Payment have been previously issued and payments received from the Owner shall, to the best of the Contractor's knowledge, information, and belief, be free and clear of liens, claims, security interests, or encumbrances, in favor of the Contractor, Subcontractors, suppliers, or other persons or entities that provided labor, materials, and equipment relating to the Work.

§ 9.4 Certificates for Payment

§ 9.4.1 The Architect will, within seven days after receipt of the Contractor's Application for Payment, either (1) issue to the Owner a Certificate for Payment in the full amount of the Application for Payment, with a copy to the Contractor; or (2) issue to the Owner a Certificate for Payment for such amount as the Architect determines is properly due, and notify the Contractor and Owner of the Architect's reasons for withholding certification in part as provided in Section 9.5.1; or (3) withhold certification of the entire Application for Payment, and notify the Contractor and Owner of the Architect's reason for withholding certification in whole as provided in Section 9.5.1.

§ 9.4.2 The issuance of a Certificate for Payment will constitute a representation by the Architect to the Owner, based on the Architect's evaluation of the Work and the data in the Application for Payment, that, to the best of the Architect's knowledge, information, and belief, the Work has progressed to the point indicated, the quality of the Work is in accordance with the Contract Documents, and that the Contractor is entitled to payment in the amount certified. The foregoing representations are subject to an evaluation of the Work for conformance with the Contract Documents upon Substantial Completion, to results of subsequent tests and inspections, to correction of minor deviations from the Contract Documents prior to completion, and to specific qualifications expressed by the Architect. However, the issuance of a Certificate for Payment will not be a representation that the Architect has (1) made exhaustive or continuous on-site inspections to check the quality or quantity of the Work; (2) reviewed construction means, methods, techniques, sequences, or procedures; (3) reviewed copies of requisitions received from Subcontractors and suppliers and other data requested by the Owner to substantiate the Contractor's right to payment; or (4) made examination to ascertain how or for what purpose the Contractor has used money previously paid on account of the Contract Sum.

§ 9.5 Decisions to Withhold Certification

§ 9.5.1 The Architect may withhold a Certificate for Payment in whole or in part, to the extent reasonably necessary to protect the Owner, if in the Architect's opinion the representations to the Owner required by Section 9.4.2 cannot be made. If the Architect is unable to certify payment in the amount of the Application, the Architect will notify the Contractor and Owner as provided in Section 9.4.1. If the Contractor and Architect cannot agree on a revised amount, the Architect will promptly issue a Certificate for Payment for the amount for which the Architect is able to make such representations to the Owner. The Architect may also withhold a Certificate for Payment or, because of subsequently discovered evidence, may nullify the whole or a part of a Certificate for Payment previously issued, to such extent as may be necessary in the Architect's opinion to protect the Owner from loss for which the Contractor is responsible, including loss resulting from acts and omissions described in Section 3.3.2, because of

- .1 defective Work not remedied;
- .2 third party claims filed or reasonable evidence indicating probable filing of such claims, unless security acceptable to the Owner is provided by the Contractor;
- .3 failure of the Contractor to make payments properly to Subcontractors or suppliers for labor, materials or equipment;
- .4 reasonable evidence that the Work cannot be completed for the unpaid balance of the Contract Sum;
- .5 damage to the Owner or a Separate Contractor;
- .6 reasonable evidence that the Work will not be completed within the Contract Time, and that the unpaid balance would not be adequate to cover actual or liquidated damages for the anticipated delay; or
- .7 repeated failure to carry out the Work in accordance with the Contract Documents.

§ 9.5.2 When either party disputes the Architect's decision regarding a Certificate for Payment under Section 9.5.1, in whole or in part, that party may submit a Claim in accordance with Article 15.

§ 9.5.3 When the reasons for withholding certification are removed, certification will be made for amounts previously withheld.

§ 9.5.4 If the Architect withholds certification for payment under Section 9.5.1.3, the Owner may, at its sole option, issue joint checks to the Contractor and to any Subcontractor or supplier to whom the Contractor failed to make payment for Work properly performed or material or equipment suitably delivered. If the Owner makes payments by joint check, the Owner shall notify the Architect and the Contractor shall reflect such payment on its next Application for Payment.

§ 9.6 Progress Payments

§ 9.6.1 After the Architect has issued a Certificate for Payment, the Owner shall make payment in the manner and within the time provided in the Contract Documents, and shall so notify the Architect.

§ 9.6.2 The Contractor shall pay each Subcontractor, no later than seven days after receipt of payment from the Owner, the amount to which the Subcontractor is entitled, reflecting percentages actually retained from payments to the Contractor on account of the Subcontractor's portion of the Work. The Contractor shall, by appropriate agreement with each Subcontractor, require each Subcontractor to make payments to Sub-subcontractors in a similar manner.

§ 9.6.3 The Architect will, on request, furnish to a Subcontractor, if practicable, information regarding percentages of completion or amounts applied for by the Contractor and action taken thereon by the Architect and Owner on account of portions of the Work done by such Subcontractor.

§ 9.6.4 The Owner has the right to request written evidence from the Contractor that the Contractor has properly paid Subcontractors and suppliers amounts paid by the Owner to the Contractor for subcontracted Work. If the Contractor fails to furnish such evidence within seven days, the Owner shall have the right to contact Subcontractors and suppliers to ascertain whether they have been properly paid. Neither the Owner nor Architect shall have an obligation to pay, or to see to the payment of money to, a Subcontractor or supplier, except as may otherwise be required by law.

§ 9.6.5 The Contractor's payments to suppliers shall be treated in a manner similar to that provided in Sections 9.6.2, 9.6.3 and 9.6.4.

§ 9.6.6 A Certificate for Payment, a progress payment, or partial or entire use or occupancy of the Project by the Owner shall not constitute acceptance of Work not in accordance with the Contract Documents.

§ 9.6.7 Unless the Contractor provides the Owner with a payment bond in the full penal sum of the Contract Sum, payments received by the Contractor for Work properly performed by Subcontractors or provided by suppliers shall be held by the Contractor for those Subcontractors or suppliers who performed Work or furnished materials, or both, under contract with the Contractor for which payment was made by the Owner. Nothing contained herein shall require money to be placed in a separate account and not commingled with money of the Contractor, create any fiduciary liability or tort liability on the part of the Contractor for breach of trust, or entitle any person or entity to an award of punitive damages against the Contractor for breach of the requirements of this provision.

§ 9.6.8 Provided the Owner has fulfilled its payment obligations under the Contract Documents, the Contractor shall defend and indemnify the Owner from all loss, liability, damage or expense, including reasonable attorney's fees and litigation expenses, arising out of any lien claim or other claim for payment by any Subcontractor or supplier of any tier. Upon receipt of notice of a lien claim or other claim for payment, the Owner shall notify the Contractor. If approved by the applicable court, when required, the Contractor may substitute a surety bond for the property against which the lien or other claim for payment has been asserted.

§ 9.7 Failure of Payment

If the Architect does not issue a Certificate for Payment, through no fault of the Contractor, within seven days after receipt of the Contractor's Application for Payment, or if the Owner does not pay the Contractor within seven days after the date established in the Contract Documents, the amount certified by the Architect or awarded by binding dispute resolution, then the Contractor may, upon seven additional days' notice to the Owner and Architect, stop the Work until payment of the amount owing has been received. The Contract Time shall be extended appropriately and the Contract Sum shall be increased by the amount of the Contractor's reasonable costs of shutdown, delay and start-up, plus interest as provided for in the Contract Documents.

§ 9.8 Substantial Completion

§ 9.8.1 Substantial Completion is the stage in the progress of the Work when the Work or designated portion thereof is sufficiently complete in accordance with the Contract Documents so that the Owner can occupy or utilize the Work for its intended use.

§ 9.8.2 When the Contractor considers that the Work, or a portion thereof which the Owner agrees to accept separately, is substantially complete, the Contractor shall prepare and submit to the Architect a comprehensive list of items to be completed or corrected prior to final payment. Failure to include an item on such list does not alter the responsibility of the Contractor to complete all Work in accordance with the Contract Documents.

§ 9.8.3 Upon receipt of the Contractor's list, the Architect will make an inspection to determine whether the Work or designated portion thereof is substantially complete. If the Architect's inspection discloses any item, whether or not included on the Contractor's list, which is not sufficiently complete in accordance with the Contract Documents so that the Owner can occupy or utilize the Work or designated portion thereof for its intended use, the Contractor shall, before issuance of the Certificate of Substantial Completion, complete or correct such item upon notification by the Architect. In such case, the Contractor shall then submit a request for another inspection by the Architect to determine Substantial Completion.

§ 9.8.4 When the Work or designated portion thereof is substantially complete, the Architect will prepare a Certificate of Substantial Completion that shall establish the date of Substantial Completion; establish responsibilities of the Owner and Contractor for security, maintenance, heat, utilities, damage to the Work and insurance; and fix the time within which the Contractor shall finish all items on the list accompanying the Certificate. Warranties required by the Contract Documents shall commence on the date of Substantial Completion of the Work or designated portion thereof unless otherwise provided in the Certificate of Substantial Completion.

§ 9.8.5 The Certificate of Substantial Completion shall be submitted to the Owner and Contractor for their written acceptance of responsibilities assigned to them in the Certificate. Upon such acceptance, and consent of surety if any, the Owner shall make payment of retainage applying to the Work or designated portion thereof. Such payment shall be adjusted for Work that is incomplete or not in accordance with the requirements of the Contract Documents.

§ 9.9 Partial Occupancy or Use

§ 9.9.1 The Owner may occupy or use any completed or partially completed portion of the Work at any stage when such portion is designated by separate agreement with the Contractor, provided such occupancy or use is consented to by the insurer and authorized by public authorities having jurisdiction over the Project. Such partial occupancy or use may commence whether or not the portion is substantially complete, provided the Owner and Contractor have accepted in writing the responsibilities assigned to each of them for payments, retainage, if any, security, maintenance, heat, utilities, damage to the Work and insurance, and have agreed in writing concerning the period for correction of the Work and commencement of warranties required by the Contract Documents. When the Contractor considers a portion substantially complete, the Contractor shall prepare and submit a list to the Architect as provided under Section 9.8.2. Consent of the Contractor to partial occupancy or use shall not be unreasonably withheld. The stage of the progress of the Work shall be determined by written agreement between the Owner and Contractor or, if no agreement is reached, by decision of the Architect.

§ 9.9.2 Immediately prior to such partial occupancy or use, the Owner, Contractor, and Architect shall jointly inspect the area to be occupied or portion of the Work to be used in order to determine and record the condition of the Work.

§ 9.9.3 Unless otherwise agreed upon, partial occupancy or use of a portion or portions of the Work shall not constitute acceptance of Work not complying with the requirements of the Contract Documents.

§ 9.10 Final Completion and Final Payment

§ 9.10.1 Upon receipt of the Contractor's notice that the Work is ready for final inspection and acceptance and upon receipt of a final Application for Payment, the Architect will promptly make such inspection. When the Architect finds the Work acceptable under the Contract Documents and the Contract fully performed, the Architect will promptly issue a final Certificate for Payment stating that to the best of the Architect's knowledge, information and belief, and on the basis of the Architect's on-site visits and inspections, the Work has been completed in accordance with the Contract Documents and that the entire balance found to be due the Contractor and noted in the final Certificate is due and payable. The Architect's final Certificate for Payment will constitute a further representation that conditions listed in Section 9.10.2 as precedent to the Contractor's being entitled to final payment have been fulfilled.

§ 9.10.2 Neither final payment nor any remaining retained percentage shall become due until the Contractor submits to the Architect (1) an affidavit that payrolls, bills for materials and equipment, and other indebtedness connected with the Work for which the Owner or the Owner's property might be responsible or encumbered (less amounts withheld by Owner) have been paid or otherwise satisfied, (2) a certificate evidencing that insurance required by the Contract Documents to remain in force after final payment is currently in effect, (3) a written statement that the Contractor knows of no reason that the insurance will not be renewable to cover the period required by the Contract Documents, (4) consent of surety, if any, to final payment, (5) documentation of any special warranties, such as manufacturers' warranties or specific Subcontractor warranties, and (6) if required by the Owner, other data establishing payment or satisfaction of obligations, such as receipts and releases and waivers of liens, claims, security interests, or encumbrances arising out of the Contract, to the extent and in such form as may be designated by the Owner. If a Subcontractor refuses to furnish a release or waiver required by the Owner, the Contractor may furnish a bond satisfactory to the Owner to indemnify the Owner against such lien, claim, security interest, or encumbrance. If a lien, claim, security interest, or encumbrance remains unsatisfied after payments are made, the Contractor shall refund to the Owner all money that the Owner may be compelled to pay in discharging the lien, claim, security interest, or encumbrance, including all costs and reasonable attorneys' fees.

§ 9.10.3 If, after Substantial Completion of the Work, final completion thereof is materially delayed through no fault of the Contractor or by issuance of Change Orders affecting final completion, and the Architect so confirms, the Owner shall, upon application by the Contractor and certification by the Architect, and without terminating the Contract, make payment of the balance due for that portion of the Work fully completed, corrected, and accepted. If the remaining balance for Work not fully completed or corrected is less than retainage stipulated in the Contract Documents, and if bonds have been furnished, the written consent of the surety to payment of the balance due for that portion of the Work fully completed and accepted shall be submitted by the Contractor to the Architect prior to certification of such payment. Such payment shall be made under terms and conditions governing final payment, except that it shall not constitute a waiver of Claims.

§ 9.10.4 The making of final payment shall constitute a waiver of Claims by the Owner except those arising from

- .1 liens, Claims, security interests, or encumbrances arising out of the Contract and unsettled;
- .2 failure of the Work to comply with the requirements of the Contract Documents;
- .3 terms of special warranties required by the Contract Documents; or
- .4 audits performed by the Owner, if permitted by the Contract Documents, after final payment.

§ 9.10.5 Acceptance of final payment by the Contractor, a Subcontractor, or a supplier, shall constitute a waiver of claims by that payee except those previously made in writing and identified by that payee as unsettled at the time of final Application for Payment.

ARTICLE 10 PROTECTION OF PERSONS AND PROPERTY

§ 10.1 Safety Precautions and Programs

The Contractor shall be responsible for initiating, maintaining, and supervising all safety precautions and programs in connection with the performance of the Contract.

§ 10.2 Safety of Persons and Property

§ 10.2.1 The Contractor shall take reasonable precautions for safety of, and shall provide reasonable protection to prevent damage, injury, or loss to

- .1 employees on the Work and other persons who may be affected thereby;
- .2 the Work and materials and equipment to be incorporated therein, whether in storage on or off the site, under care, custody, or control of the Contractor, a Subcontractor, or a Sub-subcontractor; and
- .3 other property at the site or adjacent thereto, such as trees, shrubs, lawns, walks, pavements, roadways, structures, and utilities not designated for removal, relocation, or replacement in the course of construction.

§ 10.2.2 The Contractor shall comply with, and give notices required by applicable laws, statutes, ordinances, codes, rules and regulations, and lawful orders of public authorities, bearing on safety of persons or property or their protection from damage, injury, or loss.

§ 10.2.3 The Contractor shall implement, erect, and maintain, as required by existing conditions and performance of the Contract, reasonable safeguards for safety and protection, including posting danger signs and other warnings

against hazards; promulgating safety regulations; and notifying the owners and users of adjacent sites and utilities of the safeguards.

§ 10.2.4 When use or storage of explosives or other hazardous materials or equipment, or unusual methods are necessary for execution of the Work, the Contractor shall exercise utmost care and carry on such activities under supervision of properly qualified personnel.

§ 10.2.5 The Contractor shall promptly remedy damage and loss (other than damage or loss insured under property insurance required by the Contract Documents) to property referred to in Sections 10.2.1.2 and 10.2.1.3 caused in whole or in part by the Contractor, a Subcontractor, a Sub-subcontractor, or anyone directly or indirectly employed by any of them, or by anyone for whose acts they may be liable and for which the Contractor is responsible under Sections 10.2.1.2 and 10.2.1.3. The Contractor may make a Claim for the cost to remedy the damage or loss to the extent such damage or loss is attributable to acts or omissions of the Owner or Architect or anyone directly or indirectly employed by either of them, or by anyone for whose acts either of them may be liable, and not attributable to the fault or negligence of the Contractor. The foregoing obligations of the Contractor are in addition to the Contractor's obligations under Section 3.18.

§ 10.2.6 The Contractor shall designate a responsible member of the Contractor's organization at the site whose duty shall be the prevention of accidents. This person shall be the Contractor's superintendent unless otherwise designated by the Contractor in writing to the Owner and Architect.

§ 10.2.7 The Contractor shall not permit any part of the construction or site to be loaded so as to cause damage or create an unsafe condition.

§ 10.2.8 Injury or Damage to Person or Property

If either party suffers injury or damage to person or property because of an act or omission of the other party, or of others for whose acts such party is legally responsible, notice of the injury or damage, whether or not insured, shall be given to the other party within a reasonable time not exceeding 21 days after discovery. The notice shall provide sufficient detail to enable the other party to investigate the matter.

§ 10.3 Hazardous Materials and Substances

§ 10.3.1 The Contractor is responsible for compliance with any requirements included in the Contract Documents regarding hazardous materials or substances. If the Contractor encounters a hazardous material or substance not addressed in the Contract Documents and if reasonable precautions will be inadequate to prevent foreseeable bodily injury or death to persons resulting from a material or substance, including but not limited to asbestos or polychlorinated biphenyl (PCB), encountered on the site by the Contractor, the Contractor shall, upon recognizing the condition, immediately stop Work in the affected area and notify the Owner and Architect of the condition.

§ 10.3.2 Upon receipt of the Contractor's notice, the Owner shall obtain the services of a licensed laboratory to verify the presence or absence of the material or substance reported by the Contractor and, in the event such material or substance is found to be present, to cause it to be rendered harmless. Unless otherwise required by the Contract Documents, the Owner shall furnish in writing to the Contractor and Architect the names and qualifications of persons or entities who are to perform tests verifying the presence or absence of the material or substance or who are to perform the task of removal or safe containment of the material or substance. The Contractor and the Architect will promptly reply to the Owner in writing stating whether or not either has reasonable objection to the persons or entities proposed by the Owner. If either the Contractor or Architect has an objection to a person or entity proposed by the Owner, the Owner shall propose another to whom the Contractor and the Architect have no reasonable objection. When the material or substance has been rendered harmless, Work in the affected area shall resume upon written agreement of the Owner and Contractor. By Change Order, the Contract Time shall be extended appropriately and the Contract Sum shall be increased by the amount of the Contractor's reasonable additional costs of shutdown, delay, and start-up.

§ 10.3.3 To the fullest extent permitted by law, the Owner shall indemnify and hold harmless the Contractor, Subcontractors, Architect, Architect's consultants, and agents and employees of any of them from and against claims, damages, losses, and expenses, including but not limited to attorneys' fees, arising out of or resulting from performance of the Work in the affected area if in fact the material or substance presents the risk of bodily injury or death as described in Section 10.3.1 and has not been rendered harmless, provided that such claim, damage, loss, or expense is attributable to bodily injury, sickness, disease or death, or to injury to or destruction of tangible property

(other than the Work itself), except to the extent that such damage, loss, or expense is due to the fault or negligence of the party seeking indemnity.

§ 10.3.4 The Owner shall not be responsible under this Section 10.3 for hazardous materials or substances the Contractor brings to the site unless such materials or substances are required by the Contract Documents. The Owner shall be responsible for hazardous materials or substances required by the Contract Documents, except to the extent of the Contractor's fault or negligence in the use and handling of such materials or substances.

§ 10.3.5 The Contractor shall reimburse the Owner for the cost and expense the Owner incurs (1) for remediation of hazardous materials or substances the Contractor brings to the site and negligently handles, or (2) where the Contractor fails to perform its obligations under Section 10.3.1, except to the extent that the cost and expense are due to the Owner's fault or negligence.

§ 10.3.6 If, without negligence on the part of the Contractor, the Contractor is held liable by a government agency for the cost of remediation of a hazardous material or substance solely by reason of performing Work as required by the Contract Documents, the Owner shall reimburse the Contractor for all cost and expense thereby incurred.

§ 10.4 Emergencies

In an emergency affecting safety of persons or property, the Contractor shall act, at the Contractor's discretion, to prevent threatened damage, injury, or loss. Additional compensation or extension of time claimed by the Contractor on account of an emergency shall be determined as provided in Article 15 and Article 7.

ARTICLE 11 INSURANCE AND BONDS

§ 11.1 Contractor's Insurance and Bonds

§ 11.1.1 The Contractor shall purchase and maintain insurance of the types and limits of liability, containing the endorsements, and subject to the terms and conditions, as described in the Agreement or elsewhere in the Contract Documents. The Contractor shall purchase and maintain the required insurance from an insurance company or insurance companies lawfully authorized to issue insurance in the jurisdiction where the Project is located. The Owner, Architect, and Architect's consultants shall be named as additional insureds under the Contractor's commercial general liability policy or as otherwise described in the Contract Documents.

§ 11.1.2 The Contractor shall provide surety bonds of the types, for such penal sums, and subject to such terms and conditions as required by the Contract Documents. The Contractor shall purchase and maintain the required bonds from a company or companies lawfully authorized to issue surety bonds in the jurisdiction where the Project is located.

§ 11.1.3 Upon the request of any person or entity appearing to be a potential beneficiary of bonds covering payment of obligations arising under the Contract, the Contractor shall promptly furnish a copy of the bonds or shall authorize a copy to be furnished.

§ 11.1.4 Notice of Cancellation or Expiration of Contractor's Required Insurance. Within three (3) business days of the date the Contractor becomes aware of an impending or actual cancellation or expiration of any insurance required by the Contract Documents, the Contractor shall provide notice to the Owner of such impending or actual cancellation or expiration. Upon receipt of notice from the Contractor, the Owner shall, unless the lapse in coverage arises from an act or omission of the Owner, have the right to stop the Work until the lapse in coverage has been cured by the procurement of replacement coverage by the Contractor. The furnishing of notice by the Contractor shall not relieve the Contractor of any contractual obligation to provide any required coverage.

§ 11.2 Owner's Insurance

§ 11.2.1 The Owner shall purchase and maintain insurance of the types and limits of liability, containing the endorsements, and subject to the terms and conditions, as described in the Agreement or elsewhere in the Contract Documents. The Owner shall purchase and maintain the required insurance from an insurance company or insurance companies lawfully authorized to issue insurance in the jurisdiction where the Project is located.

§ 11.2.2 Failure to Purchase Required Property Insurance. If the Owner fails to purchase and maintain the required property insurance, with all of the coverages and in the amounts described in the Agreement or elsewhere in the Contract Documents, the Owner shall inform the Contractor in writing prior to commencement of the Work. Upon receipt of notice from the Owner, the Contractor may delay commencement of the Work and may obtain insurance that will protect the interests of the Contractor, Subcontractors, and Sub-Subcontractors in the Work. When the failure to

provide coverage has been cured or resolved, the Contract Sum and Contract Time shall be equitably adjusted. In the event the Owner fails to procure coverage, the Owner waives all rights against the Contractor, Subcontractors, and Sub-subcontractors to the extent the loss to the Owner would have been covered by the insurance to have been procured by the Owner. The cost of the insurance shall be charged to the Owner by a Change Order. If the Owner does not provide written notice, and the Contractor is damaged by the failure or neglect of the Owner to purchase or maintain the required insurance, the Owner shall reimburse the Contractor for all reasonable costs and damages attributable thereto.

§ 11.2.3 Notice of Cancellation or Expiration of Owner's Required Property Insurance. Within three (3) business days of the date the Owner becomes aware of an impending or actual cancellation or expiration of any property insurance required by the Contract Documents, the Owner shall provide notice to the Contractor of such impending or actual cancellation or expiration. Unless the lapse in coverage arises from an act or omission of the Contractor: (1) the Contractor, upon receipt of notice from the Owner, shall have the right to stop the Work until the lapse in coverage has been cured by the procurement of replacement coverage by either the Owner or the Contractor; (2) the Contract Time and Contract Sum shall be equitably adjusted; and (3) the Owner waives all rights against the Contractor, Subcontractors, and Sub-subcontractors to the extent any loss to the Owner would have been covered by the insurance had it not expired or been cancelled. If the Contractor purchases replacement coverage, the cost of the insurance shall be charged to the Owner by an appropriate Change Order. The furnishing of notice by the Owner shall not relieve the Owner of any contractual obligation to provide required insurance.

§ 11.3 Waivers of Subrogation

§ 11.3.1 The Owner and Contractor waive all rights against (1) each other and any of their subcontractors, sub-subcontractors, agents, and employees, each of the other; (2) the Architect and Architect's consultants; and (3) Separate Contractors, if any, and any of their subcontractors, sub-subcontractors, agents, and employees, for damages caused by fire, or other causes of loss, to the extent those losses are covered by property insurance required by the Agreement or other property insurance applicable to the Project, except such rights as they have to proceeds of such insurance. The Owner or Contractor, as appropriate, shall require similar written waivers in favor of the individuals and entities identified above from the Architect, Architect's consultants, Separate Contractors, subcontractors, and sub-subcontractors. The policies of insurance purchased and maintained by each person or entity agreeing to waive claims pursuant to this section 11.3.1 shall not prohibit this waiver of subrogation. This waiver of subrogation shall be effective as to a person or entity (1) even though that person or entity would otherwise have a duty of indemnification, contractual or otherwise, (2) even though that person or entity did not pay the insurance premium directly or indirectly, or (3) whether or not the person or entity had an insurable interest in the damaged property.

§ 11.3.2 If during the Project construction period the Owner insures properties, real or personal or both, at or adjacent to the site by property insurance under policies separate from those insuring the Project, or if after final payment property insurance is to be provided on the completed Project through a policy or policies other than those insuring the Project during the construction period, to the extent permissible by such policies, the Owner waives all rights in accordance with the terms of Section 11.3.1 for damages caused by fire or other causes of loss covered by this separate property insurance.

§ 11.4 Loss of Use, Business Interruption, and Delay in Completion Insurance

The Owner, at the Owner's option, may purchase and maintain insurance that will protect the Owner against loss of use of the Owner's property, or the inability to conduct normal operations, due to fire or other causes of loss. The Owner waives all rights of action against the Contractor and Architect for loss of use of the Owner's property, due to fire or other hazards however caused.

§11.5 Adjustment and Settlement of Insured Loss

§ 11.5.1 A loss insured under the property insurance required by the Agreement shall be adjusted by the Owner as fiduciary and made payable to the Owner as fiduciary for the insureds, as their interests may appear, subject to requirements of any applicable mortgagee clause and of Section 11.5.2. The Owner shall pay the Architect and Contractor their just shares of insurance proceeds received by the Owner, and by appropriate agreements the Architect and Contractor shall make payments to their consultants and Subcontractors in similar manner.

§ 11.5.2 Prior to settlement of an insured loss, the Owner shall notify the Contractor of the terms of the proposed settlement as well as the proposed allocation of the insurance proceeds. The Contractor shall have 14 days from receipt of notice to object to the proposed settlement or allocation of the proceeds. If the Contractor does not object, the Owner shall settle the loss and the Contractor shall be bound by the settlement and allocation. Upon receipt, the Owner

shall deposit the insurance proceeds in a separate account and make the appropriate distributions. Thereafter, if no other agreement is made or the Owner does not terminate the Contract for convenience, the Owner and Contractor shall execute a Change Order for reconstruction of the damaged or destroyed Work in the amount allocated for that purpose. If the Contractor timely objects to either the terms of the proposed settlement or the allocation of the proceeds, the Owner may proceed to settle the insured loss, and any dispute between the Owner and Contractor arising out of the settlement or allocation of the proceeds shall be resolved pursuant to Article 15. Pending resolution of any dispute, the Owner may issue a Construction Change Directive for the reconstruction of the damaged or destroyed Work.

ARTICLE 12 UNCOVERING AND CORRECTION OF WORK

§ 12.1 Uncovering of Work

§ 12.1.1 If a portion of the Work is covered contrary to the Architect's request or to requirements specifically expressed in the Contract Documents, it must, if requested in writing by the Architect, be uncovered for the Architect's examination and be replaced at the Contractor's expense without change in the Contract Time.

§ 12.1.2 If a portion of the Work has been covered that the Architect has not specifically requested to examine prior to its being covered, the Architect may request to see such Work and it shall be uncovered by the Contractor. If such Work is in accordance with the Contract Documents, the Contractor shall be entitled to an equitable adjustment to the Contract Sum and Contract Time as may be appropriate. If such Work is not in accordance with the Contract Documents, the costs of uncovering the Work, and the cost of correction, shall be at the Contractor's expense.

§ 12.2 Correction of Work

§ 12.2.1 Before Substantial Completion

The Contractor shall promptly correct Work rejected by the Architect or failing to conform to the requirements of the Contract Documents, discovered before Substantial Completion and whether or not fabricated, installed or completed. Costs of correcting such rejected Work, including additional testing and inspections, the cost of uncovering and replacement, and compensation for the Architect's services and expenses made necessary thereby, shall be at the Contractor's expense.

§ 12.2.2 After Substantial Completion

§ 12.2.2.1 In addition to the Contractor's obligations under Section 3.5, if, within one year after the date of Substantial Completion of the Work or designated portion thereof or after the date for commencement of warranties established under Section 9.9.1, or by terms of any applicable special warranty required by the Contract Documents, any of the Work is found to be not in accordance with the requirements of the Contract Documents, the Contractor shall correct it promptly after receipt of notice from the Owner to do so, unless the Owner has previously given the Contractor a written acceptance of such condition. The Owner shall give such notice promptly after discovery of the condition. During the one-year period for correction of Work, if the Owner fails to notify the Contractor and give the Contractor an opportunity to make the correction, the Owner waives the rights to require correction by the Contractor and to make a claim for breach of warranty. If the Contractor fails to correct nonconforming Work within a reasonable time during that period after receipt of notice from the Owner or Architect, the Owner may correct it in accordance with Section 2.5.

§ 12.2.2.2 The one-year period for correction of Work shall be extended with respect to portions of Work first performed after Substantial Completion by the period of time between Substantial Completion and the actual completion of that portion of the Work.

§ 12.2.2.3 The one-year period for correction of Work shall not be extended by corrective Work performed by the Contractor pursuant to this Section 12.2.

§ 12.2.3 The Contractor shall remove from the site portions of the Work that are not in accordance with the requirements of the Contract Documents and are neither corrected by the Contractor nor accepted by the Owner.

§ 12.2.4 The Contractor shall bear the cost of correcting destroyed or damaged construction of the Owner or Separate Contractors, whether completed or partially completed, caused by the Contractor's correction or removal of Work that is not in accordance with the requirements of the Contract Documents.

§ 12.2.5 Nothing contained in this Section 12.2 shall be construed to establish a period of limitation with respect to other obligations the Contractor has under the Contract Documents. Establishment of the one-year period for

correction of Work as described in Section 12.2.2 relates only to the specific obligation of the Contractor to correct the Work, and has no relationship to the time within which the obligation to comply with the Contract Documents may be sought to be enforced, nor to the time within which proceedings may be commenced to establish the Contractor's liability with respect to the Contractor's obligations other than specifically to correct the Work.

§ 12.3 Acceptance of Nonconforming Work

If the Owner prefers to accept Work that is not in accordance with the requirements of the Contract Documents, the Owner may do so instead of requiring its removal and correction, in which case the Contract Sum will be reduced as appropriate and equitable. Such adjustment shall be effected whether or not final payment has been made.

ARTICLE 13 MISCELLANEOUS PROVISIONS

§ 13.1 Governing Law

The Contract shall be governed by the law of the place where the Project is located, excluding that jurisdiction's choice of law rules. If the parties have selected arbitration as the method of binding dispute resolution, the Federal Arbitration Act shall govern Section 15.4.

§ 13.2 Successors and Assigns

§ 13.2.1 The Owner and Contractor respectively bind themselves, their partners, successors, assigns, and legal representatives to covenants, agreements, and obligations contained in the Contract Documents. Except as provided in Section 13.2.2, neither party to the Contract shall assign the Contract as a whole without written consent of the other. If either party attempts to make an assignment without such consent, that party shall nevertheless remain legally responsible for all obligations under the Contract.

§ 13.2.2 The Owner may, without consent of the Contractor, assign the Contract to a lender providing construction financing for the Project, if the lender assumes the Owner's rights and obligations under the Contract Documents. The Contractor shall execute all consents reasonably required to facilitate the assignment.

§ 13.3 Rights and Remedies

§ 13.3.1 Duties and obligations imposed by the Contract Documents and rights and remedies available thereunder shall be in addition to and not a limitation of duties, obligations, rights, and remedies otherwise imposed or available by law.

§ 13.3.2 No action or failure to act by the Owner, Architect, or Contractor shall constitute a waiver of a right or duty afforded them under the Contract, nor shall such action or failure to act constitute approval of or acquiescence in a breach thereunder, except as may be specifically agreed upon in writing.

§ 13.4 Tests and Inspections

§ 13.4.1 Tests, inspections, and approvals of portions of the Work shall be made as required by the Contract Documents and by applicable laws, statutes, ordinances, codes, rules, and regulations or lawful orders of public authorities. Unless otherwise provided, the Contractor shall make arrangements for such tests, inspections, and approvals with an independent testing laboratory or entity acceptable to the Owner, or with the appropriate public authority, and shall bear all related costs of tests, inspections, and approvals. The Contractor shall give the Architect timely notice of when and where tests and inspections are to be made so that the Architect may be present for such procedures. The Owner shall bear costs of tests, inspections, or approvals that do not become requirements until after bids are received or negotiations concluded. The Owner shall directly arrange and pay for tests, inspections, or approvals where building codes or applicable laws or regulations so require.

§ 13.4.2 If the Architect, Owner, or public authorities having jurisdiction determine that portions of the Work require additional testing, inspection, or approval not included under Section 13.4.1, the Architect will, upon written authorization from the Owner, instruct the Contractor to make arrangements for such additional testing, inspection, or approval, by an entity acceptable to the Owner, and the Contractor shall give timely notice to the Architect of when and where tests and inspections are to be made so that the Architect may be present for such procedures. Such costs, except as provided in Section 13.4.3, shall be at the Owner's expense.

§ 13.4.3 If procedures for testing, inspection, or approval under Sections 13.4.1 and 13.4.2 reveal failure of the portions of the Work to comply with requirements established by the Contract Documents, all costs made necessary by such failure, including those of repeated procedures and compensation for the Architect's services and expenses, shall be at the Contractor's expense.

§ 13.4.4 Required certificates of testing, inspection, or approval shall, unless otherwise required by the Contract Documents, be secured by the Contractor and promptly delivered to the Architect.

§ 13.4.5 If the Architect is to observe tests, inspections, or approvals required by the Contract Documents, the Architect will do so promptly and, where practicable, at the normal place of testing.

§ 13.4.6 Tests or inspections conducted pursuant to the Contract Documents shall be made promptly to avoid unreasonable delay in the Work.

§ 13.5 Interest

Payments due and unpaid under the Contract Documents shall bear interest from the date payment is due at the rate the parties agree upon in writing or, in the absence thereof, at the legal rate prevailing from time to time at the place where the Project is located.

ARTICLE 14 TERMINATION OR SUSPENSION OF THE CONTRACT

§ 14.1 Termination by the Contractor

§ 14.1.1 The Contractor may terminate the Contract if the Work is stopped for a period of 30 consecutive days through no act or fault of the Contractor, a Subcontractor, a Sub-subcontractor, their agents or employees, or any other persons or entities performing portions of the Work, for any of the following reasons:

- .1 Issuance of an order of a court or other public authority having jurisdiction that requires all Work to be stopped;
- .2 An act of government, such as a declaration of national emergency, that requires all Work to be stopped;
- .3 Because the Architect has not issued a Certificate for Payment and has not notified the Contractor of the reason for withholding certification as provided in Section 9.4.1, or because the Owner has not made payment on a Certificate for Payment within the time stated in the Contract Documents; or
- .4 The Owner has failed to furnish to the Contractor reasonable evidence as required by Section 2.2.

§ 14.1.2 The Contractor may terminate the Contract if, through no act or fault of the Contractor, a Subcontractor, a Sub-subcontractor, their agents or employees, or any other persons or entities performing portions of the Work, repeated suspensions, delays, or interruptions of the entire Work by the Owner as described in Section 14.3, constitute in the aggregate more than 100 percent of the total number of days scheduled for completion, or 120 days in any 365-day period, whichever is less.

§ 14.1.3 If one of the reasons described in Section 14.1.1 or 14.1.2 exists, the Contractor may, upon seven days' notice to the Owner and Architect, terminate the Contract and recover from the Owner payment for Work executed, as well as reasonable overhead and profit on Work not executed, and costs incurred by reason of such termination.

§ 14.1.4 If the Work is stopped for a period of 60 consecutive days through no act or fault of the Contractor, a Subcontractor, a Sub-subcontractor, or their agents or employees or any other persons or entities performing portions of the Work because the Owner has repeatedly failed to fulfill the Owner's obligations under the Contract Documents with respect to matters important to the progress of the Work, the Contractor may, upon seven additional days' notice to the Owner and the Architect, terminate the Contract and recover from the Owner as provided in Section 14.1.3.

§ 14.2 Termination by the Owner for Cause

§ 14.2.1 The Owner may terminate the Contract if the Contractor

- .1 repeatedly refuses or fails to supply enough properly skilled workers or proper materials;
- .2 fails to make payment to Subcontractors or suppliers in accordance with the respective agreements between the Contractor and the Subcontractors or suppliers;
- .3 repeatedly disregards applicable laws, statutes, ordinances, codes, rules and regulations, or lawful orders of a public authority; or
- .4 otherwise is guilty of substantial breach of a provision of the Contract Documents.

§ 14.2.2 When any of the reasons described in Section 14.2.1 exist, and upon certification by the Architect that sufficient cause exists to justify such action, the Owner may, without prejudice to any other rights or remedies of the Owner and after giving the Contractor and the Contractor's surety, if any, seven days' notice, terminate employment of the Contractor and may, subject to any prior rights of the surety:

- .1 Exclude the Contractor from the site and take possession of all materials, equipment, tools, and construction equipment and machinery thereon owned by the Contractor;
- .2 Accept assignment of subcontracts pursuant to Section 5.4; and
- .3 Finish the Work by whatever reasonable method the Owner may deem expedient. Upon written request of the Contractor, the Owner shall furnish to the Contractor a detailed accounting of the costs incurred by the Owner in finishing the Work.

§ 14.2.3 When the Owner terminates the Contract for one of the reasons stated in Section 14.2.1, the Contractor shall not be entitled to receive further payment until the Work is finished.

§ 14.2.4 If the unpaid balance of the Contract Sum exceeds costs of finishing the Work, including compensation for the Architect's services and expenses made necessary thereby, and other damages incurred by the Owner and not expressly waived, such excess shall be paid to the Contractor. If such costs and damages exceed the unpaid balance, the Contractor shall pay the difference to the Owner. The amount to be paid to the Contractor or Owner, as the case may be, shall be certified by the Initial Decision Maker, upon application, and this obligation for payment shall survive termination of the Contract.

§ 14.3 Suspension by the Owner for Convenience

§ 14.3.1 The Owner may, without cause, order the Contractor in writing to suspend, delay or interrupt the Work, in whole or in part for such period of time as the Owner may determine.

§ 14.3.2 The Contract Sum and Contract Time shall be adjusted for increases in the cost and time caused by suspension, delay, or interruption under Section 14.3.1. Adjustment of the Contract Sum shall include profit. No adjustment shall be made to the extent

- .1 that performance is, was, or would have been, so suspended, delayed, or interrupted, by another cause for which the Contractor is responsible; or
- .2 that an equitable adjustment is made or denied under another provision of the Contract.

§ 14.4 Termination by the Owner for Convenience

§ 14.4.1 The Owner may, at any time, terminate the Contract for the Owner's convenience and without cause.

§ 14.4.2 Upon receipt of notice from the Owner of such termination for the Owner's convenience, the Contractor shall

- .1 cease operations as directed by the Owner in the notice;
- .2 take actions necessary, or that the Owner may direct, for the protection and preservation of the Work; and
- .3 except for Work directed to be performed prior to the effective date of termination stated in the notice, terminate all existing subcontracts and purchase orders and enter into no further subcontracts and purchase orders.

§ 14.4.3 In case of such termination for the Owner's convenience, the Owner shall pay the Contractor for Work properly executed; costs incurred by reason of the termination, including costs attributable to termination of Subcontracts; and the termination fee, if any, set forth in the Agreement.

ARTICLE 15 CLAIMS AND DISPUTES

§ 15.1 Claims

§ 15.1.1 Definition

A Claim is a demand or assertion by one of the parties seeking, as a matter of right, payment of money, a change in the Contract Time, or other relief with respect to the terms of the Contract. The term "Claim" also includes other disputes and matters in question between the Owner and Contractor arising out of or relating to the Contract. The responsibility to substantiate Claims shall rest with the party making the Claim. This Section 15.1.1 does not require the Owner to file a Claim in order to impose liquidated damages in accordance with the Contract Documents.

§ 15.1.2 Time Limits on Claims

The Owner and Contractor shall commence all Claims and causes of action against the other and arising out of or related to the Contract, whether in contract, tort, breach of warranty or otherwise, in accordance with the requirements of the binding dispute resolution method selected in the Agreement and within the period specified by applicable law, but in any case not more than 10 years after the date of Substantial Completion of the Work. The Owner and Contractor waive all Claims and causes of action not commenced in accordance with this Section 15.1.2.

§ 15.1.3 Notice of Claims

§ 15.1.3.1 Claims by either the Owner or Contractor, where the condition giving rise to the Claim is first discovered prior to expiration of the period for correction of the Work set forth in Section 12.2.2, shall be initiated by notice to the other party and to the Initial Decision Maker with a copy sent to the Architect, if the Architect is not serving as the Initial Decision Maker. Claims by either party under this Section 15.1.3.1 shall be initiated within 21 days after occurrence of the event giving rise to such Claim or within 21 days after the claimant first recognizes the condition giving rise to the Claim, whichever is later.

§ 15.1.3.2 Claims by either the Owner or Contractor, where the condition giving rise to the Claim is first discovered after expiration of the period for correction of the Work set forth in Section 12.2.2, shall be initiated by notice to the other party. In such event, no decision by the Initial Decision Maker is required.

§ 15.1.4 Continuing Contract Performance

§ 15.1.4.1 Pending final resolution of a Claim, except as otherwise agreed in writing or as provided in Section 9.7 and Article 14, the Contractor shall proceed diligently with performance of the Contract and the Owner shall continue to make payments in accordance with the Contract Documents.

§ 15.1.4.2 The Contract Sum and Contract Time shall be adjusted in accordance with the Initial Decision Maker's decision, subject to the right of either party to proceed in accordance with this Article 15. The Architect will issue Certificates for Payment in accordance with the decision of the Initial Decision Maker.

§ 15.1.5 Claims for Additional Cost

If the Contractor wishes to make a Claim for an increase in the Contract Sum, notice as provided in Section 15.1.3 shall be given before proceeding to execute the portion of the Work that is the subject of the Claim. Prior notice is not required for Claims relating to an emergency endangering life or property arising under Section 10.4.

§ 15.1.6 Claims for Additional Time

§ 15.1.6.1 If the Contractor wishes to make a Claim for an increase in the Contract Time, notice as provided in Section 15.1.3 shall be given. The Contractor's Claim shall include an estimate of cost and of probable effect of delay on progress of the Work. In the case of a continuing delay, only one Claim is necessary.

§ 15.1.6.2 If adverse weather conditions are the basis for a Claim for additional time, such Claim shall be documented by data substantiating that weather conditions were abnormal for the period of time, could not have been reasonably anticipated, and had an adverse effect on the scheduled construction.

§ 15.1.7 Waiver of Claims for Consequential Damages

The Contractor and Owner waive Claims against each other for consequential damages arising out of or relating to this Contract. This mutual waiver includes

- .1 damages incurred by the Owner for rental expenses, for losses of use, income, profit, financing, business and reputation, and for loss of management or employee productivity or of the services of such persons; and
- .2 damages incurred by the Contractor for principal office expenses including the compensation of personnel stationed there, for losses of financing, business and reputation, and for loss of profit, except anticipated profit arising directly from the Work.

This mutual waiver is applicable, without limitation, to all consequential damages due to either party's termination in accordance with Article 14. Nothing contained in this Section 15.1.7 shall be deemed to preclude assessment of liquidated damages, when applicable, in accordance with the requirements of the Contract Documents.

§ 15.2 Initial Decision

§ 15.2.1 Claims, excluding those where the condition giving rise to the Claim is first discovered after expiration of the period for correction of the Work set forth in Section 12.2.2 or arising under Sections 10.3, 10.4, and 11.5, shall be referred to the Initial Decision Maker for initial decision. The Architect will serve as the Initial Decision Maker, unless otherwise indicated in the Agreement. Except for those Claims excluded by this Section 15.2.1, an initial decision shall be required as a condition precedent to mediation of any Claim. If an initial decision has not been rendered within 30 days after the Claim has been referred to the Initial Decision Maker, the party asserting the Claim may demand mediation and binding dispute resolution without a decision having been rendered. Unless the Initial Decision Maker

and all affected parties agree, the Initial Decision Maker will not decide disputes between the Contractor and persons or entities other than the Owner.

§ 15.2.2 The Initial Decision Maker will review Claims and within ten days of the receipt of a Claim take one or more of the following actions: (1) request additional supporting data from the claimant or a response with supporting data from the other party, (2) reject the Claim in whole or in part, (3) approve the Claim, (4) suggest a compromise, or (5) advise the parties that the Initial Decision Maker is unable to resolve the Claim if the Initial Decision Maker lacks sufficient information to evaluate the merits of the Claim or if the Initial Decision Maker concludes that, in the Initial Decision Maker's sole discretion, it would be inappropriate for the Initial Decision Maker to resolve the Claim.

§ 15.2.3 In evaluating Claims, the Initial Decision Maker may, but shall not be obligated to, consult with or seek information from either party or from persons with special knowledge or expertise who may assist the Initial Decision Maker in rendering a decision. The Initial Decision Maker may request the Owner to authorize retention of such persons at the Owner's expense.

§ 15.2.4 If the Initial Decision Maker requests a party to provide a response to a Claim or to furnish additional supporting data, such party shall respond, within ten days after receipt of the request, and shall either (1) provide a response on the requested supporting data, (2) advise the Initial Decision Maker when the response or supporting data will be furnished, or (3) advise the Initial Decision Maker that no supporting data will be furnished. Upon receipt of the response or supporting data, if any, the Initial Decision Maker will either reject or approve the Claim in whole or in part.

§ 15.2.5 The Initial Decision Maker will render an initial decision approving or rejecting the Claim, or indicating that the Initial Decision Maker is unable to resolve the Claim. This initial decision shall (1) be in writing; (2) state the reasons therefor; and (3) notify the parties and the Architect, if the Architect is not serving as the Initial Decision Maker, of any change in the Contract Sum or Contract Time or both. The initial decision shall be final and binding on the parties but subject to mediation and, if the parties fail to resolve their dispute through mediation, to binding dispute resolution.

§ 15.2.6 Either party may file for mediation of an initial decision at any time, subject to the terms of Section 15.2.6.1.

§ 15.2.6.1 Either party may, within 30 days from the date of receipt of an initial decision, demand in writing that the other party file for mediation. If such a demand is made and the party receiving the demand fails to file for mediation within 30 days after receipt thereof, then both parties waive their rights to mediate or pursue binding dispute resolution proceedings with respect to the initial decision.

§ 15.2.7 In the event of a Claim against the Contractor, the Owner may, but is not obligated to, notify the surety, if any, of the nature and amount of the Claim. If the Claim relates to a possibility of a Contractor's default, the Owner may, but is not obligated to, notify the surety and request the surety's assistance in resolving the controversy.

§ 15.2.8 If a Claim relates to or is the subject of a mechanic's lien, the party asserting such Claim may proceed in accordance with applicable law to comply with the lien notice or filing deadlines.

§ 15.3 Mediation

§ 15.3.1 Claims, disputes, or other matters in controversy arising out of or related to the Contract, except those waived as provided for in Sections 9.10.4, 9.10.5, and 15.1.7, shall be subject to mediation as a condition precedent to binding dispute resolution.

§ 15.3.2 The parties shall endeavor to resolve their Claims by mediation which, unless the parties mutually agree otherwise, shall be administered by the American Arbitration Association in accordance with its Construction Industry Mediation Procedures in effect on the date of the Agreement. A request for mediation shall be made in writing, delivered to the other party to the Contract, and filed with the person or entity administering the mediation. The request may be made concurrently with the filing of binding dispute resolution proceedings but, in such event, mediation shall proceed in advance of binding dispute resolution proceedings, which shall be stayed pending mediation for a period of 60 days from the date of filing, unless stayed for a longer period by agreement of the parties or court order. If an arbitration is stayed pursuant to this Section 15.3.2, the parties may nonetheless proceed to the selection of the arbitrator(s) and agree upon a schedule for later proceedings.

§ 15.3.3 Either party may, within 30 days from the date that mediation has been concluded without resolution of the dispute or 60 days after mediation has been demanded without resolution of the dispute, demand in writing that the other party file for binding dispute resolution. If such a demand is made and the party receiving the demand fails to file for binding dispute resolution within 60 days after receipt thereof, then both parties waive their rights to binding dispute resolution proceedings with respect to the initial decision.

§ 15.3.4 The parties shall share the mediator's fee and any filing fees equally. The mediation shall be held in the place where the Project is located, unless another location is mutually agreed upon. Agreements reached in mediation shall be enforceable as settlement agreements in any court having jurisdiction thereof.

§ 15.4 Arbitration

§ 15.4.1 If the parties have selected arbitration as the method for binding dispute resolution in the Agreement, any Claim subject to, but not resolved by, mediation shall be subject to arbitration which, unless the parties mutually agree otherwise, shall be administered by the American Arbitration Association in accordance with its Construction Industry Arbitration Rules in effect on the date of the Agreement. The Arbitration shall be conducted in the place where the Project is located, unless another location is mutually agreed upon. A demand for arbitration shall be made in writing, delivered to the other party to the Contract, and filed with the person or entity administering the arbitration. The party filing a notice of demand for arbitration must assert in the demand all Claims then known to that party on which arbitration is permitted to be demanded.

§ 15.4.1.1 A demand for arbitration shall be made no earlier than concurrently with the filing of a request for mediation, but in no event shall it be made after the date when the institution of legal or equitable proceedings based on the Claim would be barred by the applicable statute of limitations. For statute of limitations purposes, receipt of a written demand for arbitration by the person or entity administering the arbitration shall constitute the institution of legal or equitable proceedings based on the Claim.

§ 15.4.2 The award rendered by the arbitrator or arbitrators shall be final, and judgment may be entered upon it in accordance with applicable law in any court having jurisdiction thereof.

§ 15.4.3 The foregoing agreement to arbitrate and other agreements to arbitrate with an additional person or entity duly consented to by parties to the Agreement, shall be specifically enforceable under applicable law in any court having jurisdiction thereof.

§ 15.4.4 Consolidation or Joinder

§ 15.4.4.1 Subject to the rules of the American Arbitration Association or other applicable arbitration rules, either party may consolidate an arbitration conducted under this Agreement with any other arbitration to which it is a party provided that (1) the arbitration agreement governing the other arbitration permits consolidation, (2) the arbitrations to be consolidated substantially involve common questions of law or fact, and (3) the arbitrations employ materially similar procedural rules and methods for selecting arbitrator(s).

§ 15.4.4.2 Subject to the rules of the American Arbitration Association or other applicable arbitration rules, either party may include by joinder persons or entities substantially involved in a common question of law or fact whose presence is required if complete relief is to be accorded in arbitration, provided that the party sought to be joined consents in writing to such joinder. Consent to arbitration involving an additional person or entity shall not constitute consent to arbitration of any claim, dispute or other matter in question not described in the written consent.

§ 15.4.4.3 The Owner and Contractor grant to any person or entity made a party to an arbitration conducted under this Section 15.4, whether by joinder or consolidation, the same rights of joinder and consolidation as those of the Owner and Contractor under this Agreement.

SECTION 011000 - SUMMARY

PART 1 - GENERAL

1.1 RELATED DOCUMENTS

- A. Drawings and general provisions of the Contract, including General and Supplementary Conditions and other Division 01 Specification Sections, apply to this Section.

1.2 SUMMARY

- A. Section Includes:

1. Project information.
2. Work covered by Contract Documents.
3. Phased construction.
4. Work performed by Owner.
5. Multiple Work Packages.
6. Work under Owner's separate contracts.
7. Future work not part of this Project.
8. Owner's product purchase contracts.
9. Owner-furnished/Contractor-installed (OFCI) products.
10. Owner-furnished/Owner-installed (OFOI) products.
11. Contractor-furnished/Owner-installed (CFOI) products.
12. Contractor's use of site and premises.
13. Coordination with occupants.
14. Work restrictions.
15. Specification and Drawing conventions.
16. Miscellaneous provisions.

- B. Related Requirements:

1. Section 017300 "Execution" for coordination of Owner-installed products.

1.3 DEFINITIONS

- A. Work Package: A group of specifications, drawings, and schedules prepared by the design team to describe a portion of the Project Work for pricing, permitting, and construction.

1.4 PROJECT INFORMATION

- A. Project Identification: 22-1722 - MHS Band and Choir Renovation.

1. Project Location: 1202 Lincolnway E, Mishawaka, Indiana 46544.

- B. Owner: School City of Mishawaka, 1402 S Main St, Mishawaka, Indiana 46544.
 - 1. Owner's Representative: Steve Miskin, School City of Mishawaka, 1402 South Main St, Mishawaka, Indiana 46544.
- C. Architect: Abonmarche Consultants, Inc.
 - 1. Architect's Representative: Matt Neuerburg, mneuerburg@abonmarche.com, 269-930-0589.

1.5 WORK COVERED BY CONTRACT DOCUMENTS

- A. The Work of Project is defined by the Contract Documents and includes, but is not limited to, the following:
 - 1. Selective interior demolition and renovation to Band Rehearsal 110, Choir Room 111, Adjacent Rooms, Hallways, and other Work indicated in the Contract Documents.
- B. Type of Contract:
 - 1. Project will be constructed under a single prime contract.

1.6 CONTRACTOR'S USE OF SITE AND PREMISES

- A. Restricted Use of Site: Each Contractor shall have limited use of Project site for construction operations as indicated on Drawings by the Contract limits and as indicated by requirements of this Section.
- B. Limits on Use of Site: Limit use of Project site to Work in areas indicated. Do not disturb portions of Project site beyond areas in which the Work is indicated.
 - 1. Limits on Use of Site: Confine construction operations to Band Rehearsal 110, Choir Room 111, Adjacent Rooms, and Hallways and adjacent doorways.
- C. Condition of Existing Grounds: Maintain portions of existing grounds, landscaping, and hardscaping affected by construction operations throughout construction period. Repair damage caused by construction operations.

1.7 COORDINATION WITH OCCUPANTS

- A. Partial Owner Occupancy: Owner will occupy the premises during entire construction period, with the exception of areas under construction. Cooperate with Owner during construction operations to minimize conflicts and facilitate Owner usage. Perform the Work so as not to interfere with Owner's operations. Maintain existing exits unless otherwise indicated.

1. Maintain access to existing walkways, corridors, and other adjacent occupied or used facilities. Do not close or obstruct walkways, corridors, or other occupied or used facilities without written permission from Owner and authorities having jurisdiction.
2. Provide not less than 72 hours' notice to Owner of activities that will affect Owner's operations.

1.8 WORK RESTRICTIONS

- A. Comply with restrictions on construction operations.
 1. Comply with limitations on use of public streets, work on public streets, rights of way, and other requirements of authorities having jurisdiction.
- B. On-Site Work Hours: Coordinate work hours with Owner. Work hours may be modified to meet Project requirements if approved by Owner and authorities having jurisdiction.
- C. Existing Utility Interruptions: Do not interrupt utilities serving facilities occupied by Owner or others unless permitted under the following conditions and then only after arranging for temporary utility services according to requirements indicated:
 1. Notify Owner not less than two days in advance of proposed utility interruptions.
 2. Obtain Owner's written permission before proceeding with utility interruptions.
- D. Noise, Vibration, Dust, and Odors: Coordinate operations that may result in high levels of noise and vibration, dust, odors, or other disruption to Owner occupancy with Owner.
 1. Notify Owner not less than two days in advance of proposed disruptive operations.
 2. Obtain Owner's written permission before proceeding with disruptive operations.
- E. Nonsmoking Building: Smoking on Owner's property is not permitted.
- F. Smoking and Controlled Substance Restrictions: Use of tobacco products , alcoholic beverages, and other controlled substances on Owner's property is not permitted.
- G. Employee Identification: Owner will provide identification tags for Contractor personnel working on Project site. Require personnel to use identification tags at all times.
- H. Employee Screening: Comply with Owner's requirements for drug and background screening of Contractor personnel working on Project site.
 1. Maintain list of approved screened personnel with Owner's representative.

1.9 SPECIFICATION AND DRAWING CONVENTIONS

- A. Specification Content: The Specifications use certain conventions for the style of language and the intended meaning of certain terms, words, and phrases when used in particular situations. These conventions are as follows:
1. Imperative mood and streamlined language are generally used in the Specifications. The words "shall," "shall be," or "shall comply with," depending on the context, are implied where a colon (:) is used within a sentence or phrase.
 2. Text Color: Text used in the Specifications, including units of measure, manufacturer and product names, and other text may appear in multiple colors or underlined as part of a hyperlink; no emphasis is implied by text with these characteristics.
 3. Hypertext: Text used in the Specifications may contain hyperlinks. Hyperlinks may allow for access to linked information that is not residing in the Specifications. Unless otherwise indicated, linked information is not part of the Contract Documents.
 4. Specification requirements are to be performed by Contractor unless specifically stated otherwise.
- B. Division 00 Contracting Requirements: General provisions of the Contract, including General and Supplementary Conditions, apply to all Sections of the Specifications.
- C. Division 01 General Requirements: Requirements of Sections in Division 01 apply to the Work of all Sections in the Specifications.
- D. Drawing Coordination: Requirements for materials and products identified on Drawings are described in detail in the Specifications. One or more of the following are used on Drawings to identify materials and products:
1. Terminology: Materials and products are identified by the typical generic terms used in the individual Specifications Sections.
 2. Abbreviations: Materials and products are identified by abbreviations scheduled on Drawings.
 3. Keynoting: Materials and products are identified by reference keynotes referencing Specification Section numbers found in this Project Manual.

PART 2 - PRODUCTS (Not Used)

PART 3 - EXECUTION (Not Used)

END OF SECTION 011000

(This Page intentionally left blank)

SECTION 012100 - ALLOWANCES

PART 1 - GENERAL

1.1 RELATED DOCUMENTS

- A. Drawings and general provisions of the Contract, including General and Supplementary Conditions and other Division 01 Specification Sections, apply to this Section.

1.2 SUMMARY

- A. Section includes administrative and procedural requirements governing allowances.
- B. Types of allowances include the following:
 - 1. Contingency allowances.

1.3 DEFINITIONS

- A. Allowance: A quantity of work or dollar amount included in the Contract, established in lieu of additional requirements, used to defer selection of actual materials and equipment to a later date when direction will be provided to Contractor. If necessary, additional requirements will be issued by Change Order.

1.4 CONTINGENCY ALLOWANCES

- A. Use the contingency allowance only as directed by Architect for Owner's purposes and only by Change Orders that indicate amounts to be charged to the allowance.
- B. Contractor's overhead, profit, and related costs for products and equipment ordered by Owner under the contingency allowance are included in the allowance and are not part of the Contract Sum. These costs include delivery, installation, taxes, insurance, equipment rental, and similar costs.
- C. Change Orders authorizing use of funds from the contingency allowance will include Contractor's related costs and reasonable overhead and profit.
- D. At Project closeout, credit unused amounts remaining in the contingency allowance to Owner by Change Order.

PART 2 - PRODUCTS (Not Used)

PART 3 - EXECUTION

3.1 EXAMINATION

- A. Examine products covered by an allowance promptly on delivery for damage or defects. Return damaged or defective products to manufacturer for replacement.

3.2 PREPARATION

- A. Coordinate materials and their installation for each allowance with related materials and installations to ensure that each allowance item is completely integrated and interfaced with related work.

3.3 SCHEDULE OF ALLOWANCES

- A. Allowance No. 1: Contingency Allowance: Include a contingency allowance of \$15,000.00 for use according to Owner's written instructions.
- B. END OF SECTION 012100

SECTION 012300 - ALTERNATES

PART 1 - GENERAL

1.1 RELATED DOCUMENTS

- A. Drawings and general provisions of the Contract, including General and Supplementary Conditions and other Division 01 Specification Sections, apply to this Section.

1.2 SUMMARY

- A. Section includes administrative and procedural requirements for alternates.

1.3 DEFINITIONS

- A. Alternate: An amount proposed by bidders and stated on the Bid Form for certain work defined in the bidding requirements that may be added to or deducted from the base bid amount if the Owner decides to accept a corresponding change either in the amount of construction to be completed or in the products, materials, equipment, systems, or installation methods described in the Contract Documents.
 - 1. Alternates described in this Section are part of the Work only if enumerated in the Agreement.
 - 2. The cost or credit for each alternate is the net addition to or deduction from the Contract Sum to incorporate alternates into the Work. No other adjustments are made to the Contract Sum.

1.4 PROCEDURES

- A. Coordination: Revise or adjust affected adjacent work as necessary to completely integrate work of the alternate into Project.
 - 1. Include, as part of each alternate, miscellaneous devices, accessory objects, and similar items incidental to or required for a complete installation, whether or not indicated as part of alternate.
- B. Execute accepted alternates under the same conditions as other Work of the Contract.
- C. Schedule: A Part 3 "Schedule of Alternates" Article is included at the end of this Section. Specification Sections referenced in schedule contain requirements for materials necessary to achieve the work described under each alternate.

PART 2 - PRODUCTS (Not Used)

PART 3 - EXECUTION

3.1 SCHEDULE OF ALTERNATES

A. Alternate No. 01: Floor Finishes.

1. Base Bid: Existing floor finishes shall remain in Storage 110C, Practice 112A, Practice 112B, Practice 112C, Music Library 112E, Practice 113A, Practice 113B, Practice 113C, Repair 113D.
2. Alternate: Remove existing floor finishes & wall base in Storage 110C, Practice 112A, Practice 112C, Music Library 112E, Practice 113A, Practice 113B, Practice 113C, Repair 113D. Provide new floor finishes & wall base as shown in construction documents.

END OF SECTION

SECTION 012500 - SUBSTITUTION PROCEDURES

PART 1 - GENERAL

1.1 RELATED DOCUMENTS

- A. Drawings and general provisions of the Contract, including General and Supplementary Conditions and other Division 01 Specification Sections, apply to this Section.

1.2 SUMMARY

- A. Section includes administrative and procedural requirements for substitutions.
- B. Related Requirements:
 - 1. Document 002600 "Procurement Substitution Procedures" for requirements for substitution requests prior to award of Contract.
 - 2. Section 012300 "Alternates" for products selected under an alternate.
 - 3. Section 016000 "Product Requirements" for requirements for submitting comparable product submittals for products by listed manufacturers.

1.3 DEFINITIONS

- A. Substitutions: Changes in products, materials, equipment, and methods of construction from those required by the Contract Documents.
 - 1. Substitutions for Cause: Changes proposed by Contractor that are required due to changed Project conditions, such as unavailability of product, regulatory changes, or unavailability of required warranty terms.
 - 2. Substitutions for Convenience: Changes proposed by Contractor or Owner that are not required to meet other Project requirements but may offer advantage to Contractor or Owner.

1.4 ACTION SUBMITTALS

- A. Substitution Requests: Submit documentation identifying product or fabrication or installation method to be replaced. Include Specification Section number and title and Drawing numbers and titles.
 - 1. Substitution Request Form: Use form acceptable to Architect.
 - 2. Documentation: Show compliance with requirements for substitutions and the following, as applicable:
 - a. Statement indicating why specified product or fabrication or installation method cannot be provided, if applicable.

- b. Coordination of information, including a list of changes or revisions needed to other parts of the Work and to construction performed by Owner and separate contractors that will be necessary to accommodate proposed substitution.
 - c. Detailed comparison of significant qualities of proposed substitutions with those of the Work specified. Include annotated copy of applicable Specification Section. Significant qualities may include attributes, such as performance, weight, size, durability, visual effect, sustainable design characteristics, warranties, and specific features and requirements indicated. Indicate deviations, if any, from the Work specified.
 - d. Product Data, including drawings and descriptions of products and fabrication and installation procedures.
 - e. Samples, where applicable or requested.
 - f. Certificates and qualification data, where applicable or requested.
 - g. List of similar installations for completed projects, with project names and addresses as well as names and addresses of architects and owners.
 - h. Material test reports from a qualified testing agency, indicating and interpreting test results for compliance with requirements indicated.
 - i. Research reports evidencing compliance with building code in effect for Project.
 - j. Detailed comparison of Contractor's construction schedule using proposed substitutions with products specified for the Work, including effect on the overall Contract Time. If specified product or method of construction cannot be provided within the Contract Time, include letter from manufacturer, on manufacturer's letterhead, stating date of receipt of purchase order, lack of availability, or delays in delivery.
 - k. Cost information, including a proposal of change, if any, in the Contract Sum.
 - l. Contractor's certification that proposed substitution complies with requirements in the Contract Documents, except as indicated in substitution request, is compatible with related materials and is appropriate for applications indicated.
 - m. Contractor's waiver of rights to additional payment or time that may subsequently become necessary because of failure of proposed substitution to produce indicated results.
3. Architect's Action: If necessary, Architect will request additional information or documentation for evaluation within seven days of receipt of a request for substitution. Architect will notify Contractor of acceptance or rejection of proposed substitution within 15 days of receipt of request, or seven days of receipt of additional information or documentation, whichever is later.
- a. Forms of Acceptance: Change Order, Construction Change Directive, or Architect's Supplemental Instructions for minor changes in the Work.
 - b. Use product specified if Architect does not issue a decision on use of a proposed substitution within time allocated.

1.5 QUALITY ASSURANCE

- A. Compatibility of Substitutions: Investigate and document compatibility of proposed substitution with related products and materials. Engage a qualified testing agency to perform compatibility tests recommended by manufacturers.

1.6 PROCEDURES

- A. Coordination: Revise or adjust affected work as necessary to integrate work of the approved substitutions.

1.7 SUBSTITUTIONS

- A. Substitutions for Cause: Submit requests for substitution immediately on discovery of need for change, but not later than 15 days prior to time required for preparation and review of related submittals.
 - 1. Conditions: Architect will consider Contractor's request for substitution when the following conditions are satisfied. If the following conditions are not satisfied, Architect will return requests without action, except to record noncompliance with these requirements:
 - a. Requested substitution is consistent with the Contract Documents and will produce indicated results.
 - b. Requested substitution provides sustainable design characteristics that specified product provided for compliance with LEED requirements.
 - c. Requested substitution provides sustainable design characteristics that specified product provided for compliance with IgCC requirements.
 - d. Requested substitution provides sustainable design characteristics that specified product provided for compliance with ASHRAE 189.1 requirements.
 - e. Requested substitution provides sustainable design characteristics that specified product provided for compliance with Green Globes requirements.
 - f. Substitution request is fully documented and properly submitted.
 - g. Requested substitution will not adversely affect Contractor's construction schedule.
 - h. Requested substitution has received necessary approvals of authorities having jurisdiction.
 - i. Requested substitution is compatible with other portions of the Work.
 - j. Requested substitution has been coordinated with other portions of the Work.
 - k. Requested substitution provides specified warranty.
 - l. If requested substitution involves more than one contractor, requested substitution has been coordinated with other portions of the Work, is uniform and consistent, is compatible with other products, and is acceptable to all contractors involved.

- B. Substitutions for Convenience: Architect will consider requests for substitution if received within 30 days after the Notice of Award. Requests received after that time may be considered or rejected at discretion of Architect.
1. Conditions: Architect will consider Contractor's request for substitution when the following conditions are satisfied. If the following conditions are not satisfied, Architect will return requests without action, except to record noncompliance with these requirements:
 - a. Requested substitution offers Owner a substantial advantage in cost, time, energy conservation, or other considerations, after deducting additional responsibilities Owner must assume. Owner's additional responsibilities may include compensation to Architect for redesign and evaluation services, increased cost of other construction by Owner, and similar considerations.
 - b. Requested substitution does not require extensive revisions to the Contract Documents.
 - c. Requested substitution is consistent with the Contract Documents and will produce indicated results.
 - d. Requested substitution provides sustainable design characteristics that specified product provided for compliance with LEED requirements.
 - e. Requested substitution provides sustainable design characteristics that specified product provided for compliance with IgCC requirements.
 - f. Requested substitution provides sustainable design characteristics that specified product provided for compliance with ASHRAE 189.1 requirements.
 - g. Requested substitution provides sustainable design characteristics that specified product provided for compliance with Green Globes requirements.
 - h. Substitution request is fully documented and properly submitted.
 - i. Requested substitution will not adversely affect Contractor's construction schedule.
 - j. Requested substitution has received necessary approvals of authorities having jurisdiction.
 - k. Requested substitution is compatible with other portions of the Work.
 - l. Requested substitution has been coordinated with other portions of the Work.
 - m. Requested substitution provides specified warranty.
 - n. If requested substitution involves more than one contractor, requested substitution has been coordinated with other portions of the Work, is uniform and consistent, is compatible with other products, and is acceptable to all contractors involved.

PART 2 - PRODUCTS (Not Used)

PART 3 - EXECUTION (Not Used)

END OF SECTION 012500

(This Page intentionally left blank)

SECTION 012600 - CONTRACT MODIFICATION PROCEDURES

PART 1 - GENERAL

1.1 RELATED DOCUMENTS

- A. Drawings and general provisions of the Contract, including General and Supplementary Conditions and other Division 01 Specification Sections, apply to this Section.

1.2 SUMMARY

- A. Section includes administrative and procedural requirements for handling and processing Contract modifications.
- B. Related Requirements:
 - 1. Section 012500 "Substitution Procedures" for administrative procedures for handling requests for substitutions made after the Contract award.
 - 2. Section 013100 "Project Management and Coordination" for requirements for forms for contract modifications provided as part of web-based Project management software.

1.3 MINOR CHANGES IN THE WORK

- A. Architect will issue supplemental instructions authorizing minor changes in the Work, not involving adjustment to the Contract Sum or the Contract Time, on AIA Document G710 .

1.4 PROPOSAL REQUESTS

- A. Owner-Initiated Proposal Requests: Architect will issue a detailed description of proposed changes in the Work that may require adjustment to the Contract Sum or the Contract Time. If necessary, the description will include supplemental or revised Drawings and Specifications.
 - 1. Work Change Proposal Requests issued by Architect are not instructions either to stop work in progress or to execute the proposed change.
 - 2. Within time specified in Proposal Request or 14 days, when not otherwise specified, after receipt of Proposal Request, submit a quotation estimating cost adjustments to the Contract Sum and the Contract Time necessary to execute the change.

- a. Include a list of quantities of products required or eliminated and unit costs, with total amount of purchases and credits to be made. If requested, furnish survey data to substantiate quantities.
 - b. Indicate applicable taxes, delivery charges, equipment rental, and amounts of trade discounts.
 - c. Include costs of labor and supervision directly attributable to the change.
 - d. Include an updated Contractor's construction schedule that indicates the effect of the change, including, but not limited to, changes in activity duration, start and finish times, and activity relationship. Use available total float before requesting an extension of the Contract Time.
 - e. Quotation Form: Use forms acceptable to Architect.
- B. Contractor-Initiated Proposals: If latent or changed conditions require modifications to the Contract, Contractor may initiate a claim by submitting a request for a change to Architect.
 - 1. Include a statement outlining reasons for the change and the effect of the change on the Work. Provide a complete description of the proposed change. Indicate the effect of the proposed change on the Contract Sum and the Contract Time.
 - 2. Include a list of quantities of products required or eliminated and unit costs, with total amount of purchases and credits to be made. If requested, furnish survey data to substantiate quantities.
 - 3. Indicate applicable taxes, delivery charges, equipment rental, and amounts of trade discounts.
 - 4. Include costs of labor and supervision directly attributable to the change.
 - 5. Include an updated Contractor's construction schedule that indicates the effect of the change, including, but not limited to, changes in activity duration, start and finish times, and activity relationship. Use available total float before requesting an extension of the Contract Time.
 - 6. Comply with requirements in Section 012500 "Substitution Procedures" if the proposed change requires substitution of one product or system for product or system specified.
 - 7. Proposal Request Form: Use form acceptable to Architect.

1.5 CHANGE ORDER PROCEDURES

- A. On Owner's approval of a Work Change Proposal Request, Architect will issue a Change Order for signatures of Owner and Contractor on AIA Document G701.

1.6 CONSTRUCTION CHANGE DIRECTIVE

- A. Construction Change Directive: Architect may issue a Construction Change Directive on AIA Document G714. Construction Change Directive instructs Contractor to proceed with a change in the Work, for subsequent inclusion in a Change Order.

1. Construction Change Directive contains a complete description of change in the Work. It also designates method to be followed to determine change in the Contract Sum or the Contract Time.
- B. Documentation: Maintain detailed records on a time and material basis of work required by the Construction Change Directive.
 1. After completion of change, submit an itemized account and supporting data necessary to substantiate cost and time adjustments to the Contract.

1.7 WORK CHANGE DIRECTIVE

- A. Work Change Directive: Architect may issue a Work Change Directive on form included in Project Manual. Work Change Directive instructs Contractor to proceed with a change in the Work, for subsequent inclusion in a Change Order.
 1. Work Change Directive contains a complete description of change in the Work. It also designates method to be followed to determine change in the Contract Sum or the Contract Time.
- B. Documentation: Maintain detailed records on a time and material basis of work required by the Work Change Directive.
 1. After completion of change, submit an itemized account and supporting data necessary to substantiate cost and time adjustments to the Contract.

PART 2 - PRODUCTS (Not Used)

PART 3 - EXECUTION (Not Used)

END OF SECTION 012600

(This Page intentionally left blank)

SECTION 012900 - PAYMENT PROCEDURES

PART 1 - GENERAL

1.1 RELATED DOCUMENTS

- A. Drawings and general provisions of the Contract, including General and Supplementary Conditions and other Division 01 Specification Sections, apply to this Section.

1.2 SUMMARY

- A. Section includes administrative and procedural requirements necessary to prepare and process Applications for Payment.
- B. Related Requirements:
 - 1. Document 004373 "Proposed Schedule of Values Form" for requirements for furnishing proposed schedule of values with bid.
 - 2. Section 012600 "Contract Modification Procedures" for administrative procedures for handling changes to the Contract.

1.3 DEFINITIONS

- A. Schedule of Values: A statement furnished by Contractor allocating portions of the Contract Sum to various portions of the Work and used as the basis for reviewing Contractor's Applications for Payment.

1.4 SCHEDULE OF VALUES

- A. Coordination: Coordinate preparation of the schedule of values with preparation of Contractor's construction schedule.
 - 1. Coordinate line items in the schedule of values with items required to be indicated as separate activities in Contractor's construction schedule.
 - 2. Submit the schedule of values to Architect at earliest possible date, but no later than seven days before the date scheduled for submittal of initial Applications for Payment.
 - 3. Subschedules for Phased Work: Where the Work is separated into phases requiring separately phased payments, provide subschedules showing values coordinated with each phase of payment.
 - 4. Subschedules for Separate Elements of Work: Where the Contractor's construction schedule defines separate elements of the Work, provide subschedules showing values coordinated with each element.

5. Subschedules for Separate Design Contracts: Where the Owner has retained design professionals under separate contracts who will each provide certification of payment requests, provide subschedules showing values coordinated with the scope of each design services contract, as described in Section 011000 "Summary."
- B. Format and Content: Use Project Manual table of contents as a guide to establish line items for the schedule of values. Provide at least one line item for each Specification Section.
1. Identification: Include the following Project identification on the schedule of values:
 - a. Project name and location.
 - b. Owner's name.
 - c. Owner's Project number.
 - d. Name of Architect.
 - e. Architect's Project number.
 - f. Contractor's name and address.
 - g. Date of submittal.
 2. Arrange schedule of values consistent with format of AIA Document G703.
 3. Arrange the schedule of values in tabular form, with separate columns to indicate the following for each item listed:
 - a. Related Specification Section or division.
 - b. Description of the Work.
 - c. Name of subcontractor.
 - d. Name of manufacturer or fabricator.
 - e. Name of supplier.
 - f. Change Orders (numbers) that affect value.
 - g. Dollar value of the following, as a percentage of the Contract Sum to nearest one-hundredth percent, adjusted to total 100 percent. Round dollar amounts to whole dollars, with total equal to Contract Sum.
 - 1) Labor.
 - 2) Materials.
 - 3) Equipment.
 4. Provide a breakdown of the Contract Sum in enough detail to facilitate continued evaluation of Applications for Payment and progress reports. Provide multiple line items for principal subcontract amounts in excess of five percent of the Contract Sum.
 5. Provide a separate line item in the schedule of values for each part of the Work where Applications for Payment may include materials or equipment purchased or fabricated and stored, but not yet installed.
 - a. Differentiate between items stored on-site and items stored off-site.

6. Allowances: Provide a separate line item in the schedule of values for each allowance. Show line-item value of unit-cost allowances, as a product of the unit cost, multiplied by measured quantity. Use information indicated in the Contract Documents to determine quantities.
7. Purchase Contracts: Provide a separate line item in the schedule of values for each Purchase contract. Show line-item value of Purchase contract. Indicate Owner payments or deposits, if any, and balance to be paid by Contractor.
8. Overhead Costs, Proportional Distribution: Include total cost and proportionate share of general overhead and profit for each line item.
9. Overhead Costs, Separate Line Items: Show cost of temporary facilities and other major cost items that are not direct cost of actual work-in-place as separate line items.
10. Temporary Facilities: Show cost of temporary facilities and other major cost items that are not direct cost of actual work-in-place as separate line items.
11. Closeout Costs. Include separate line items under Contractor and principal subcontracts for Project closeout requirements in an amount totaling five percent of the Contract Sum and subcontract amount.
12. Schedule of Values Revisions: Revise the schedule of values when Change Orders or Construction Change Directives result in a change in the Contract Sum. Include at least one separate line item for each Change Order and Construction Change Directive.

1.5 APPLICATIONS FOR PAYMENT

- A. Each Application for Payment following the initial Application for Payment shall be consistent with previous applications and payments, as certified by Architect and paid for by Owner.
- B. Payment Application Times: The date for each progress payment is indicated in the Owner/Contractor Agreement. The period of construction work covered by each Application for Payment is the period indicated in the Agreement.
- C. Application for Payment Forms: Use AIA Document G702 and AIA Document G703, as form for Applications for Payment.
 1. Other Application for Payment forms proposed by the Contractor may be acceptable to Architect and Owner. Submit forms for approval with initial submittal of schedule of values.
- D. Application Preparation: Complete every entry on form. Notarize and execute by a person authorized to sign legal documents on behalf of Contractor. Architect will return incomplete applications without action.
 1. Entries shall match data on the schedule of values and Contractor's construction schedule. Use updated schedules if revisions were made.
 2. Include amounts for work completed following previous Application for Payment, whether or not payment has been received. Include only amounts for work completed at time of Application for Payment.

3. Include amounts of Change Orders and Construction Change Directives issued before last day of construction period covered by application.
 4. Indicate separate amounts for work being carried out under Owner-requested project acceleration.
- E. **Stored Materials:** Include in Application for Payment amounts applied for materials or equipment purchased or fabricated and stored, but not yet installed. Differentiate between items stored on-site and items stored off-site.
1. Provide certificate of insurance, evidence of transfer of title to Owner, and consent of surety to payment for stored materials.
 2. Provide supporting documentation that verifies amount requested, such as paid invoices. Match amount requested with amounts indicated on documentation; do not include overhead and profit on stored materials.
 3. Provide summary documentation for stored materials indicating the following:
 - a. Value of materials previously stored and remaining stored as of date of previous Applications for Payment.
 - b. Value of previously stored materials put in place after date of previous Application for Payment and on or before date of current Application for Payment.
 - c. Value of materials stored since date of previous Application for Payment and remaining stored as of date of current Application for Payment.
- F. **Transmittal:** Submit three signed and notarized original copies of each Application for Payment to Architect by a method ensuring receipt within 24 hours. One copy shall include waivers of lien and similar attachments if required.
1. Transmit each copy with a transmittal form listing attachments and recording appropriate information about application.
- G. **Waivers of Mechanic's Lien:** With each Application for Payment, submit waivers of mechanic's lien from entities lawfully entitled to file a mechanic's lien arising out of the Contract and related to the Work covered by the payment.
1. Submit partial waivers on each item for amount requested in previous application, after deduction for retainage, on each item.
 2. When an application shows completion of an item, submit conditional final or full waivers.
 3. Owner reserves the right to designate which entities involved in the Work must submit waivers.
 4. Submit final Application for Payment with or preceded by conditional final waivers from every entity involved with performance of the Work covered by the application who is lawfully entitled to a lien.
 5. **Waiver Forms:** Submit executed waivers of lien on forms acceptable to Owner.
- H. **Initial Application for Payment:** Administrative actions and submittals that must precede or coincide with submittal of first Application for Payment include the following:
1. List of subcontractors.

2. Schedule of values.
 3. Contractor's construction schedule (preliminary if not final).
 4. Combined Contractor's construction schedule (preliminary if not final) incorporating Work of multiple contracts, with indication of acceptance of schedule by each Contractor.
 5. Products list (preliminary if not final).
 6. Sustainable design action plans, including preliminary project materials cost data.
 7. Schedule of unit prices.
 8. Submittal schedule (preliminary if not final).
 9. List of Contractor's staff assignments.
 10. List of Contractor's principal consultants.
 11. Copies of building permits.
 12. Copies of authorizations and licenses from authorities having jurisdiction for performance of the Work.
 13. Initial progress report.
 14. Report of preconstruction conference.
 15. Certificates of insurance and insurance policies.
 16. Performance and payment bonds.
 17. Data needed to acquire Owner's insurance.
- I. Application for Payment at Substantial Completion: After Architect issues the Certificate of Substantial Completion, submit an Application for Payment showing 100 percent completion for portion of the Work claimed as substantially complete.
1. Include documentation supporting claim that the Work is substantially complete and a statement showing an accounting of changes to the Contract Sum.
 - a. Complete administrative actions, submittals, and Work preceding this application, as described in Section 017700 "Closeout Procedures."
 2. This application shall reflect Certificate(s) of Substantial Completion issued previously for Owner occupancy of designated portions of the Work.
- J. Final Payment Application: After completing Project closeout requirements, submit final Application for Payment with releases and supporting documentation not previously submitted and accepted, including, but not limited, to the following:
1. Evidence of completion of Project closeout requirements.
 2. Certification of completion of final punch list items.
 3. Insurance certificates for products and completed operations where required and proof that taxes, fees, and similar obligations were paid.
 4. Updated final statement, accounting for final changes to the Contract Sum.
 5. AIA Document G706.
 6. AIA Document G706A.
 7. AIA Document G707.
 8. Evidence that claims have been settled.
 9. Final meter readings for utilities, a measured record of stored fuel, and similar data as of date of Substantial Completion or when Owner took possession of and assumed responsibility for corresponding elements of the Work.
 10. Final liquidated damages settlement statement.

11. Proof that taxes, fees, and similar obligations are paid.
12. Waivers and releases.

PART 2 - PRODUCTS (Not Used)

PART 3 - EXECUTION (Not Used)

END OF SECTION

SECTION 013100 - PROJECT MANAGEMENT AND COORDINATION

PART 1 - GENERAL

1.1 RELATED DOCUMENTS

- A. Drawings and general provisions of the Contract, including General and Supplementary Conditions and other Division 01 Specification Sections, apply to this Section.

1.2 SUMMARY

- A. Section includes administrative provisions for coordinating construction operations on Project, including, but not limited to, the following:
 - 1. General coordination procedures.
 - 2. Coordination drawings.
 - 3. RFIs.
 - 4. Digital project management procedures.
 - 5. Web-based Project management software package.
 - 6. Project meetings.
- B. Each contractor shall participate in coordination requirements. Certain areas of responsibility are assigned to a specific contractor.
- C. Related Requirements:
 - 1. Section 017300 "Execution" for procedures for coordinating general installation and field-engineering services, including establishment of benchmarks and control points.
 - 2. Section 017700 "Closeout Procedures" for coordinating closeout of the Contract.

1.3 DEFINITIONS

- A. BIM: Building Information Modeling.
- B. RFI: Request for Information. Request from Owner, Construction Manager, Architect, or Contractor seeking information required by or clarifications of the Contract Documents.

1.4 INFORMATIONAL SUBMITTALS

- A. Subcontract List: Prepare a written summary identifying individuals or firms proposed for each portion of the Work, including those who are to furnish products or equipment fabricated to a special design. Include the following information in tabular form:

School City of Mishawaka

PROJECT MANAGEMENT AND
COORDINATION

22-1722 MHS Band and Choir Renovation

013100

1. Name, address, telephone number, and email address of entity performing subcontract or supplying products.
 2. Number and title of related Specification Section(s) covered by subcontract.
 3. Drawing number and detail references, as appropriate, covered by subcontract.
- B. Key Personnel Names: Within 15 days of notice of award, submit a list of key personnel assignments, including superintendent and other personnel in attendance at Project site. Identify individuals and their duties and responsibilities; list addresses, cellular telephone numbers, and e-mail addresses. Provide names, addresses, and telephone numbers of individuals assigned as alternates in the absence of individuals assigned to Project.
1. Post copies of list in Project meeting room, in temporary field office, and in prominent location in built facility. Keep list current at all times.

1.5 GENERAL COORDINATION PROCEDURES

- A. Coordination: Coordinate construction operations included in different Sections of the Specifications to ensure efficient and orderly installation of each part of the Work. Coordinate construction operations included in different Sections that depend on each other for proper installation, connection, and operation.
1. Schedule construction operations in sequence required to obtain the best results, where installation of one part of the Work depends on installation of other components, before or after its own installation.
 2. Coordinate installation of different components to ensure maximum performance and accessibility for required maintenance, service, and repair.
 3. Make adequate provisions to accommodate items scheduled for later installation.

1.6 COORDINATION DRAWINGS

- A. Coordination Drawings, General: Prepare coordination drawings according to requirements in individual Sections, and additionally where installation is not completely indicated on Shop Drawings, where limited space availability necessitates coordination, or if coordination is required to facilitate integration of products and materials fabricated or installed by more than one entity.
1. Content: Project-specific information, drawn accurately to a scale large enough to indicate and resolve conflicts. Do not base coordination drawings on standard printed data. Include the following information, as applicable:
 - a. Use applicable Drawings as a basis for preparation of coordination drawings. Prepare sections, elevations, and details as needed to describe relationship of various systems and components.

- b. Coordinate the addition of trade-specific information to coordination drawings in a sequence that best provides for coordination of the information and resolution of conflicts between installed components before submitting for review.
- c. Indicate functional and spatial relationships of components of architectural, structural, civil, mechanical, and electrical systems.
- d. Indicate space requirements for routine maintenance and for anticipated replacement of components during the life of the installation.
- e. Show location and size of access doors required for access to concealed dampers, valves, and other controls.
- f. Indicate required installation sequences.
- g. Indicate dimensions shown on Drawings. Specifically note dimensions that appear to be in conflict with submitted equipment and minimum clearance requirements. Provide alternative sketches to Architect indicating proposed resolution of such conflicts. Minor dimension changes and difficult installations will not be considered changes to the Contract.

B. Coordination Drawing Organization: Organize coordination drawings as follows:

- 1. Floor Plans and Reflected Ceiling Plans: Show architectural and structural elements, and mechanical, plumbing, fire-protection, fire-alarm, and electrical Work. Show locations of visible ceiling-mounted devices relative to acoustical ceiling grid. Supplement plan drawings with section drawings where required to adequately represent the Work.
- 2. Plenum Space: Indicate subframing for support of ceiling and wall systems, mechanical and electrical equipment, and related Work. Locate components within plenums to accommodate layout of light fixtures and other components indicated on Drawings. Indicate areas of conflict between light fixtures and other components.
- 3. Mechanical Rooms: Provide coordination drawings for mechanical rooms, showing plans and elevations of mechanical, plumbing, fire-protection, fire-alarm, and electrical equipment.
- 4. Structural Penetrations: Indicate penetrations and openings required for all disciplines.
- 5. Slab Edge and Embedded Items: Indicate slab edge locations and sizes and locations of embedded items for metal fabrications, sleeves, anchor bolts, bearing plates, angles, door floor closers, slab depressions for floor finishes, curbs and housekeeping pads, and similar items.
- 6. Mechanical and Plumbing Work: Show the following:
 - a. Sizes and bottom elevations of ductwork, piping, and conduit runs, including insulation, bracing, flanges, and support systems.
 - b. Dimensions of major components, such as dampers, valves, diffusers, access doors, cleanouts and electrical distribution equipment.
 - c. Fire-rated enclosures around ductwork.
- 7. Electrical Work: Show the following:
 - a. Runs of vertical and horizontal conduit 1-1/4 inches in diameter and larger.

- b. Light fixture, exit light, emergency battery pack, smoke detector, and other fire-alarm locations.
 - c. Panel board, switchboard, switchgear, transformer, busway, generator, and motor-control center locations.
 - d. Location of pull boxes and junction boxes, dimensioned from column center lines.
 - 8. Fire-Protection System: Show the following:
 - a. Locations of standpipes, mains piping, branch lines, pipe drops, and sprinkler heads.
 - 9. Review: Architect will review coordination drawings to confirm that, in general, the Work is being coordinated, but not for the details of the coordination, which are Contractor's responsibility. If Architect determines that coordination drawings are not being prepared in sufficient scope or detail, or are otherwise deficient, Architect will so inform Contractor, who shall make suitable modifications and resubmit.
 - 10. Coordination Drawing Prints: Prepare coordination drawing prints according to requirements in Section 013300 "Submittal Procedures."
- C. Coordination Drawing Process: Prepare coordination drawings in the following manner:
- 1. Schedule submittal and review of Fire Sprinkler, Plumbing, HVAC, and Electrical Shop Drawings to make required changes prior to preparation of coordination drawings.
 - 2. Commence routing of coordination drawing files with HVAC Installer, who will provide drawing plan files denoting approved ductwork. HVAC Installer will locate ductwork and piping on a single layer, using orange color. Forward drawings to Plumbing Installer.
 - 3. Plumbing Installer will locate plumbing and equipment on a single layer, using blue color.
 - 4. Fire Sprinkler Installer will locate piping and equipment, using red color. Fire Sprinkler Installer shall forward drawing files to Electrical Installer.
 - 5. Electrical Installer will indicate service and feeder conduit runs and equipment in green color. Electrical Installer shall forward drawing files to Communications and Electronic Safety and Security Installer.
 - 6. Communications and Electronic Safety and Security Installer will indicate cable trays and cabling runs and equipment in purple color. Communications and Electronic Safety and Security Installer shall forward completed drawing files to Contractor.
 - 7. Contractor shall perform the final coordination review. As each coordination drawing is completed, Contractor will meet with Architect to review and resolve conflicts on the coordination drawings.
- D. Coordination Digital Data Files: Prepare coordination digital data files according to the following requirements:

1. File Preparation Format: Same digital data software program, version, and operating system as original Drawings.
2. File Preparation Format: DWG, Version 2018, operating in Microsoft Windows operating system.
3. File Submittal Format: Submit or post coordination drawing files using PDF format.
4. Architect will furnish Contractor one set of digital data files of Drawings for use in preparing coordination digital data files.
 - a. Architect makes no representations as to the accuracy or completeness of digital data files as they relate to Drawings.
 - b. Digital Data Software Program: Drawings are available in DWG.
 - c. Contractor shall execute a data licensing agreement in the form of Agreement form acceptable to Owner and Architect.

1.7 REQUEST FOR INFORMATION (RFI)

- A. General: Immediately on discovery of the need for additional information, clarification, or interpretation of the Contract Documents, Contractor shall prepare and submit an RFI in the form specified.
 1. Architect will return without response those RFIs submitted to Architect by other entities controlled by Contractor.
 2. Coordinate and submit RFIs in a prompt manner to avoid delays in Contractor's work or work of subcontractors.
- B. Content of the RFI: Include a detailed, legible description of item needing information or interpretation and the following:
 1. Project name.
 2. Owner name.
 3. Owner's Project number.
 4. Name of Architect.
 5. Architect's Project number.
 6. Date.
 7. Name of Contractor.
 8. RFI number, numbered sequentially.
 9. RFI subject.
 10. Specification Section number and title and related paragraphs, as appropriate.
 11. Drawing number and detail references, as appropriate.
 12. Field dimensions and conditions, as appropriate.
 13. Contractor's suggested resolution. If Contractor's suggested resolution impacts the Contract Time or the Contract Sum, Contractor shall state impact in the RFI.
 14. Contractor's signature.

15. Attachments: Include sketches, descriptions, measurements, photos, Product Data, Shop Drawings, coordination drawings, and other information necessary to fully describe items needing interpretation.
 - a. Include dimensions, thicknesses, structural grid references, and details of affected materials, assemblies, and attachments on attached sketches.
- C. RFI Forms: AIA Document G716.
 1. Attachments shall be electronic files in PDF format.
- D. Architect's Action: Architect will review each RFI, determine action required, and respond. Allow seven days for Architect's response for each RFI. RFIs received by Architect after 1:00 p.m. will be considered as received the following working day.
 1. The following Contractor-generated RFIs will be returned without action:
 - a. Requests for approval of submittals.
 - b. Requests for approval of substitutions.
 - c. Requests for approval of Contractor's means and methods.
 - d. Requests for coordination information already indicated in the Contract Documents.
 - e. Requests for adjustments in the Contract Time or the Contract Sum.
 - f. Requests for interpretation of Architect's actions on submittals.
 - g. Incomplete RFIs or inaccurately prepared RFIs.
 2. Architect's action may include a request for additional information, in which case Architect's time for response will date from time of receipt by Architect of additional information.
 3. Architect's action on RFIs that may result in a change to the Contract Time or the Contract Sum may be eligible for Contractor to submit Change Proposal according to Section 012600 "Contract Modification Procedures."
 - a. If Contractor believes the RFI response warrants change in the Contract Time or the Contract Sum, notify Architect in writing within 5 days of receipt of the RFI response.
- E. RFI Log: Prepare, maintain, and submit a tabular log of RFIs organized by the RFI number. Submit log weekly. Include the following:
 1. Project name.
 2. Name and address of Contractor.
 3. Name and address of Architect.
 4. RFI number, including RFIs that were returned without action or withdrawn.
 5. RFI description.
 6. Date the RFI was submitted.
 7. Date Architect's response was received.
 8. Identification of related Minor Change in the Work, Construction Change Directive, and Proposal Request, as appropriate.

9. Identification of related Field Order, Work Change Directive, and Proposal Request, as appropriate.
- F. On receipt of Architect's action, update the RFI log and immediately distribute the RFI response to affected parties. Review response and notify Architect within seven days if Contractor disagrees with response.

1.8 DIGITAL PROJECT MANAGEMENT PROCEDURES

- A. Use of Architect's Digital Data Files: Digital data files of Architect's CAD drawings will be provided by Architect for Contractor's use during construction.
 1. Digital data files may be used by Contractor in preparing coordination drawings, Shop Drawings, and Project Record Drawings.
 2. Architect makes no representations as to the accuracy or completeness of digital data files as they relate to Contract Drawings.
 3. Digital Drawing Software Program: Contract Drawings are available in DWG.
 4. Contractor shall execute a data licensing agreement in the form of Agreement form acceptable to Owner and Architect.
 - a. Subcontractors and other parties granted access by Contractor to Architect's digital data files shall execute a data licensing agreement in the form of Agreement acceptable to Owner and Architect.
 5. The following digital data files will be furnished for each appropriate discipline:
 - a. Floor plans.
 - b. Reflected ceiling plans.
- B. Web-Based Project Management Software Package: Provide, administer, and use web-based Project management software package for purposes of hosting and managing Project communication and documentation until Final Completion.
 1. Web-based Project management software includes, at a minimum, the following features:
 - a. Compilation of Project data, including Contractor, subcontractors, Architect, Architect's consultants, Owner, and other entities involved in Project. Include names of individuals and contact information.
 - b. Access control for each entity for each workflow process, to determine entity's digital rights to create, modify, view, and print documents.
 - c. Document workflow planning, allowing customization of workflow between project entities.
 - d. Creation, logging, tracking, and notification for Project communications required in other Specification Sections, including, but not limited to, RFIs, submittals, Minor Changes in the Work, Construction Change Directives, and Change Orders.
 - e. Track status of each Project communication in real time, and log time and date when responses are provided.

- f. Procedures for handling PDFs or similar file formats, allowing markups by each entity. Provide security features to lock markups against changes once submitted.
 - g. Processing and tracking of payment applications.
 - h. Processing and tracking of contract modifications.
 - i. Creating and distributing meeting minutes.
 - j. Document management for Drawings, Specifications, and coordination drawings, including revision control.
 - k. Management of construction progress photographs.
 - l. Mobile device compatibility, including smartphones and tablets.
 - 2. Provide up to seven Project management software user licenses for use of Owner, Architect, and Architect's consultants.
 - 3. At completion of Project, provide digital archive in format that is readable by common desktop software applications in format acceptable to Architect. Provide data in locked format to prevent further changes.
 - 4. Provide the following Project management software packages under their current published licensing agreements:
 - a. Procore Technologies, Inc. or Contractor's Standard project management software.
- C. PDF Document Preparation: Where PDFs are required to be submitted to Architect, prepare as follows:
- 1. Assemble complete submittal package into a single indexed file, incorporating submittal requirements of a single Specification Section and transmittal form with links enabling navigation to each item.
 - 2. Name file with submittal number or other unique identifier, including revision identifier.
 - 3. Certifications: Where digitally submitted certificates and certifications are required, provide a digital signature with digital certificate on where indicated.

1.9 PROJECT MEETINGS

- A. General: Schedule and conduct meetings and conferences at Project site unless otherwise indicated.
- 1. Attendees: Inform participants and others involved, and individuals whose presence is required, of date and time of each meeting. Notify Owner and Architect of scheduled meeting dates and times a minimum of 10 working days prior to meeting.
 - 2. Agenda: Prepare the meeting agenda. Distribute the agenda to all invited attendees.
 - 3. Minutes: Entity responsible for conducting meeting will record significant discussions and agreements achieved. Distribute the meeting minutes to everyone concerned, including Owner and Architect, within three days of the meeting.

- B. Preconstruction Conference: Schedule and conduct a preconstruction conference before starting construction, at a time convenient to Owner and Architect, but no later than 15 days after execution of the Agreement.
1. Attendees: Authorized representatives of Owner Architect, and their consultants; Contractor and its superintendent; major subcontractors; suppliers; and other concerned parties shall attend the conference. Participants at the conference shall be familiar with Project and authorized to conclude matters relating to the Work.
 2. Agenda: Discuss items of significance that could affect progress, including the following:
 - a. Responsibilities and personnel assignments.
 - b. Tentative construction schedule.
 - c. Phasing.
 - d. Critical work sequencing and long lead items.
 - e. Designation of key personnel and their duties.
 - f. Lines of communications.
 - g. Use of web-based Project software.
 - h. Procedures for processing field decisions and Change Orders.
 - i. Procedures for RFIs.
 - j. Procedures for testing and inspecting.
 - k. Procedures for processing Applications for Payment.
 - l. Distribution of the Contract Documents.
 - m. Submittal procedures.
 - n. Sustainable design requirements.
 - o. Preparation of Record Documents.
 - p. Use of the premises and existing building.
 - q. Work restrictions.
 - r. Working hours.
 - s. Owner's occupancy requirements.
 - t. Responsibility for temporary facilities and controls.
 - u. Procedures for moisture and mold control.
 - v. Procedures for disruptions and shutdowns.
 - w. Construction waste management and recycling.
 - x. Parking availability.
 - y. Office, work, and storage areas.
 - z. Equipment deliveries and priorities.
 - aa. First aid.
 - bb. Security.
 - cc. Progress cleaning.
 3. Minutes: Entity responsible for conducting meeting will record and distribute meeting minutes.
- C. Preinstallation Conferences: Conduct a preinstallation conference at Project site before each construction activity when required by other Sections and when required for coordination with other construction.

1. Attendees: Installer and representatives of manufacturers and fabricators involved in or affected by the installation and its coordination or integration with other materials and installations that have preceded or will follow, shall attend the meeting. Advise Architect of scheduled meeting dates.
 2. Agenda: Review progress of other construction activities and preparations for the particular activity under consideration, including requirements for the following:
 - a. Contract Documents.
 - b. Options.
 - c. Related RFIs.
 - d. Related Change Orders.
 - e. Purchases.
 - f. Deliveries.
 - g. Submittals.
 - h. Sustainable design requirements.
 - i. Review of mockups.
 - j. Possible conflicts.
 - k. Compatibility requirements.
 - l. Time schedules.
 - m. Weather limitations.
 - n. Manufacturer's written instructions.
 - o. Warranty requirements.
 - p. Compatibility of materials.
 - q. Acceptability of substrates.
 - r. Temporary facilities and controls.
 - s. Space and access limitations.
 - t. Regulations of authorities having jurisdiction.
 - u. Testing and inspecting requirements.
 - v. Installation procedures.
 - w. Coordination with other work.
 - x. Required performance results.
 - y. Protection of adjacent work.
 - z. Protection of construction and personnel.
 3. Record significant conference discussions, agreements, and disagreements, including required corrective measures and actions.
 4. Reporting: Distribute minutes of the meeting to each party present and to other parties requiring information.
 5. Do not proceed with installation if the conference cannot be successfully concluded. Initiate whatever actions are necessary to resolve impediments to performance of the Work and reconvene the conference at earliest feasible date.
- D. Project Closeout Conference: Schedule and conduct a project closeout conference, at a time convenient to Owner and Architect, but no later than 90 days prior to the scheduled date of Substantial Completion.
1. Conduct the conference to review requirements and responsibilities related to Project closeout.

2. Attendees: Authorized representatives of Owner, Architect, and their consultants; Contractor and its superintendent; major subcontractors; suppliers; and other concerned parties shall attend the meeting. Participants at the meeting shall be familiar with Project and authorized to conclude matters relating to the Work.
 3. Agenda: Discuss items of significance that could affect or delay Project closeout, including the following:
 - a. Preparation of Record Documents.
 - b. Procedures required prior to inspection for Substantial Completion and for final inspection for acceptance.
 - c. Procedures for completing and archiving web-based Project software site data files.
 - d. Submittal of written warranties.
 - e. Requirements for completing sustainable design documentation.
 - f. Requirements for preparing operations and maintenance data.
 - g. Requirements for delivery of material samples, attic stock, and spare parts.
 - h. Requirements for demonstration and training.
 - i. Preparation of Contractor's punch list.
 - j. Procedures for processing Applications for Payment at Substantial Completion and for final payment.
 - k. Submittal procedures.
 - l. Coordination of separate contracts.
 - m. Owner's partial occupancy requirements.
 - n. Installation of Owner's furniture, fixtures, and equipment.
 - o. Responsibility for removing temporary facilities and controls.
 4. Minutes: Entity conducting meeting will record and distribute meeting minutes.
- E. Progress Meetings: Conduct progress meetings at biweekly intervals.
1. Coordinate dates of meetings with preparation of payment requests.
 2. Attendees: In addition to representatives of Owner and Architect, each contractor, subcontractor, supplier, and other entity concerned with current progress or involved in planning, coordination, or performance of future activities shall be represented at these meetings. All participants at the meeting shall be familiar with Project and authorized to conclude matters relating to the Work.
 3. Agenda: Review and correct or approve minutes of previous progress meeting. Review other items of significance that could affect progress. Include topics for discussion as appropriate to status of Project.
 - a. Contractor's Construction Schedule: Review progress since the last meeting. Determine whether each activity is on time, ahead of schedule, or behind schedule, in relation to Contractor's construction schedule. Determine how construction behind schedule will be expedited; secure commitments from parties involved to do so. Discuss whether schedule revisions are required to ensure that current and subsequent activities will be completed within the Contract Time.

- 1) Review schedule for next period.
- b. Review present and future needs of each entity present, including the following:
 - 1) Interface requirements.
 - 2) Sequence of operations.
 - 3) Resolution of BIM component conflicts.
 - 4) Status of submittals.
 - 5) Status of sustainable design documentation.
 - 6) Deliveries.
 - 7) Off-site fabrication.
 - 8) Access.
 - 9) Site use.
 - 10) Temporary facilities and controls.
 - 11) Progress cleaning.
 - 12) Quality and work standards.
 - 13) Status of correction of deficient items.
 - 14) Field observations.
 - 15) Status of RFIs.
 - 16) Status of Proposal Requests.
 - 17) Pending changes.
 - 18) Status of Change Orders.
 - 19) Pending claims and disputes.
 - 20) Documentation of information for payment requests.
4. Minutes: Entity responsible for conducting the meeting will record and distribute the meeting minutes to each party present and to parties requiring information.
 - a. Schedule Updating: Revise Contractor's construction schedule after each progress meeting, where revisions to the schedule have been made or recognized. Issue revised schedule concurrently with the report of each meeting.

PART 2 - PRODUCTS (Not Used)

PART 3 - EXECUTION (Not Used)

END OF SECTION

SECTION 013300 - SUBMITTAL PROCEDURES

PART 1 - GENERAL

1.1 RELATED DOCUMENTS

- A. Drawings and general provisions of the Contract, including General and Supplementary Conditions and other Division 01 Specification Sections, apply to this Section.

1.2 SUMMARY

- A. Section Includes:

- 1. Submittal schedule requirements.
 - 2. Administrative and procedural requirements for submittals.

- B. Related Requirements:

- 1. Section 012900 "Payment Procedures" for submitting Applications for Payment and the schedule of values.
 - 2. Section 013100 "Project Management and Coordination" for submitting coordination drawings and subcontract list and for requirements for web-based Project software.
 - 3. Section 014000 "Quality Requirements" for submitting test and inspection reports, and schedule of tests and inspections.
 - 4. Section 017700 "Closeout Procedures" for submitting closeout submittals and maintenance material submittals.
 - 5. Section 017823 "Operation and Maintenance Data" for submitting operation and maintenance manuals.
 - 6. Section 017839 "Project Record Documents" for submitting record Drawings, record Specifications, and record Product Data.
 - 7. Section 017900 "Demonstration and Training" for submitting video recordings of demonstration of equipment and training of Owner's personnel.

1.3 DEFINITIONS

- A. Action Submittals: Written and graphic information and physical samples that require Architect's responsive action. Action submittals are those submittals indicated in individual Specification Sections as "action submittals."
- B. Informational Submittals: Written and graphic information and physical samples that do not require Architect's responsive action. Submittals may be rejected for not complying with requirements. Informational submittals are those submittals indicated in individual Specification Sections as "informational submittals."

1.4 SUBMITTAL SCHEDULE

- A. Submittal Schedule: Submit, as an action submittal, a list of submittals, arranged in chronological order by dates required by construction schedule. Include time required for review, ordering, manufacturing, fabrication, and delivery when establishing dates. Include additional time required for making corrections or revisions to submittals noted by Architect and additional time for handling and reviewing submittals required by those corrections.
1. Coordinate submittal schedule with list of subcontracts, the schedule of values, and Contractor's construction schedule.
 2. Initial Submittal Schedule: Submit concurrently with startup construction schedule. Include submittals required during the first 60 days of construction. List those submittals required to maintain orderly progress of the Work and those required early because of long lead time for manufacture or fabrication.
 3. Final Submittal Schedule: Submit concurrently with the first complete submittal of Contractor's construction schedule.
 - a. Submit revised submittal schedule as required to reflect changes in current status and timing for submittals.
 4. Format: Arrange the following information in a tabular format:
 - a. Scheduled date for first submittal.
 - b. Specification Section number and title.
 - c. Submittal Category: Action; informational.
 - d. Name of subcontractor.
 - e. Description of the Work covered.
 - f. Scheduled date for Architect's final release or approval.
 - g. Scheduled dates for purchasing.
 - h. Scheduled date of fabrication.
 - i. Scheduled dates for installation.
 - j. Activity or event number.

1.5 SUBMITTAL FORMATS

- A. Submittal Information: Include the following information in each submittal:
1. Project name.
 2. Date.
 3. Name of Architect.
 4. Name of Construction Manager.
 5. Name of Contractor.
 6. Name of firm or entity that prepared submittal.
 7. Names of subcontractor, manufacturer, and supplier.
 8. Unique submittal number, including revision identifier. Include Specification Section number with sequential alphanumeric identifier and alphanumeric suffix for resubmittals.

9. Category and type of submittal.
 10. Submittal purpose and description.
 11. Number and title of Specification Section, with paragraph number and generic name for each of multiple items.
 12. Drawing number and detail references, as appropriate.
 13. Indication of full or partial submittal.
 14. Location(s) where product is to be installed, as appropriate.
 15. Other necessary identification.
 16. Remarks.
 17. Signature of transmitter.
- B. Options: Identify options requiring selection by Architect.
- C. Deviations and Additional Information: On each submittal, clearly indicate deviations from requirements in the Contract Documents, including minor variations and limitations; include relevant additional information and revisions, other than those requested by Architect on previous submittals. Indicate by highlighting on each submittal or noting on attached separate sheet.
- D. Paper Submittals:
1. Place a permanent label or title block on each submittal item for identification; include name of firm or entity that prepared submittal.
 2. Provide a space approximately 6 by 8 inches on label or beside title block to record Contractor's review and approval markings and action taken by Architect.
 3. Action Submittals: Submit three paper copies of each submittal unless otherwise indicated. Architect will return two copies.
 4. Informational Submittals: Submit two paper copies of each submittal unless otherwise indicated. Architect will not return copies.
 5. Additional Copies: Unless additional copies are required for final submittal, and unless Architect observes noncompliance with provisions in the Contract Documents, initial submittal may serve as final submittal.
 6. Transmittal for Submittals: Assemble each submittal individually and appropriately for transmittal and handling. Transmit each submittal using AIA Document G810 transmittal form.
- E. Electronic Submittals: Prepare submittals as PDF package, incorporating complete information into each PDF file. Name PDF file with submittal number.
- F. Submittals Utilizing Web-Based Project Software: Prepare submittals as PDF files or other format indicated by Project management software.

1.6 SUBMITTAL PROCEDURES

- A. Prepare and submit submittals required by individual Specification Sections. Types of submittals are indicated in individual Specification Sections.
1. Email: Prepare submittals as PDF package and transmit to Architect by sending via email. Include PDF transmittal form. Include information in email subject line as requested by Architect.

- a. Architect will return annotated file. Annotate and retain one copy of file as a digital Project Record Document file.
 2. Web-Based Project Management Software: Prepare submittals in PDF form, and upload to web-based Project management software website. Enter required data in web-based software site to fully identify submittal.
 3. Paper: Prepare submittals in paper form and deliver to Architect.
- B. Coordination: Coordinate preparation and processing of submittals with performance of construction activities.
1. Coordinate each submittal with fabrication, purchasing, testing, delivery, other submittals, and related activities that require sequential activity.
 2. Submit all submittal items required for each Specification Section concurrently unless partial submittals for portions of the Work are indicated on approved submittal schedule.
 3. Submit action submittals and informational submittals required by the same Specification Section as separate packages under separate transmittals.
 4. Coordinate transmittal of submittals for related parts of the Work specified in different Sections, so processing will not be delayed because of need to review submittals concurrently for coordination.
- a. Architect reserves the right to withhold action on a submittal requiring coordination with other submittals until related submittals are received.
- C. Processing Time: Allow time for submittal review, including time for resubmittals, as follows. Time for review shall commence on Architect's receipt of submittal. No extension of the Contract Time will be authorized because of failure to transmit submittals enough in advance of the Work to permit processing, including resubmittals.
1. Initial Review: Allow 15 days for initial review of each submittal. Allow additional time if coordination with subsequent submittals is required. Architect will advise Contractor when a submittal being processed must be delayed for coordination.
 2. Intermediate Review: If intermediate submittal is necessary, process it in same manner as initial submittal.
 3. Resubmittal Review: Allow 15 days for review of each resubmittal.
- D. Resubmittals: Make resubmittals in same form and number of copies as initial submittal.
1. Note date and content of previous submittal.
 2. Note date and content of revision in label or title block, and clearly indicate extent of revision.
 3. Resubmit submittals until they are marked with approval notation from Architect's action stamp.
- E. Distribution: Furnish copies of final submittals to manufacturers, subcontractors, suppliers, fabricators, installers, authorities having jurisdiction, and others as necessary for performance of construction activities. Show distribution on transmittal forms.

- F. Use for Construction: Retain complete copies of submittals on Project site. Use only final action submittals that are marked with approval notation from Architect's action stamp.

1.7 SUBMITTAL REQUIREMENTS

- A. Product Data: Collect information into a single submittal for each element of construction and type of product or equipment.
1. If information must be specially prepared for submittal because standard published data are unsuitable for use, submit as Shop Drawings, not as Product Data.
 2. Mark each copy of each submittal to show which products and options are applicable.
 3. Include the following information, as applicable:
 - a. Manufacturer's catalog cuts.
 - b. Manufacturer's product specifications.
 - c. Standard color charts.
 - d. Statement of compliance with specified referenced standards.
 - e. Testing by recognized testing agency.
 - f. Application of testing agency labels and seals.
 - g. Notation of coordination requirements.
 - h. Availability and delivery time information.
 4. For equipment, include the following in addition to the above, as applicable:
 - a. Wiring diagrams that show factory-installed wiring.
 - b. Printed performance curves.
 - c. Operational range diagrams.
 - d. Clearances required to other construction, if not indicated on accompanying Shop Drawings.
 5. Submit Product Data before Shop Drawings, and before or concurrently with Samples.
- B. Shop Drawings: Prepare Project-specific information, drawn accurately to scale. Do not base Shop Drawings on reproductions of the Contract Documents or standard printed data unless submittal based on Architect's digital data drawing files is otherwise permitted.
1. Preparation: Fully illustrate requirements in the Contract Documents. Include the following information, as applicable:
 - a. Identification of products.
 - b. Schedules.
 - c. Compliance with specified standards.
 - d. Notation of coordination requirements.
 - e. Notation of dimensions established by field measurement.

- f. Relationship and attachment to adjoining construction clearly indicated.
 - g. Seal and signature of professional engineer if specified.
- 2. Paper Sheet Size: Except for templates, patterns, and similar full-size Drawings, submit Shop Drawings on sheets at least 8-1/2 by 11 inches, but no larger than 24 by 36 inches.
 - a. Two opaque (bond) copies of each submittal. Architect will return one copy(ies).
- C. Samples: Submit Samples for review of type, color, pattern, and texture for a check of these characteristics with other materials.
 - 1. Transmit Samples that contain multiple, related components, such as accessories together in one submittal package.
 - 2. Identification: Permanently attach label on unexposed side of Samples that includes the following:
 - a. Project name and submittal number.
 - b. Generic description of Sample.
 - c. Product name and name of manufacturer.
 - d. Sample source.
 - e. Number and title of applicable Specification Section.
 - f. Specification paragraph number and generic name of each item.
 - 3. Email Transmittal: Provide PDF transmittal. Include digital image file illustrating Sample characteristics and identification information for record.
 - 4. Web-Based Project Management Software: Prepare submittals in PDF form, and upload to web-based Project software website. Enter required data in web-based software site to fully identify submittal.
 - 5. Paper Transmittal: Include paper transmittal, including complete submittal information indicated.
 - 6. Disposition: Maintain sets of approved Samples at Project site, available for quality-control comparisons throughout the course of construction activity. Sample sets may be used to determine final acceptance of construction associated with each set.
 - a. Samples that may be incorporated into the Work are indicated in individual Specification Sections. Such Samples must be in an undamaged condition at time of use.
 - b. Samples not incorporated into the Work, or otherwise designated as Owner's property, are the property of Contractor.
 - 7. Samples for Initial Selection: Submit manufacturer's color charts consisting of units or sections of units, showing the full range of colors, textures, and patterns available.
 - a. Number of Samples: Submit one full set(s) of available choices where color, pattern, texture, or similar characteristics are required to be selected from manufacturer's product line. Architect will return submittal with options selected.

8. Samples for Verification: Submit full-size units or Samples of size indicated, prepared from same material to be used for the Work, cured and finished in manner specified, and physically identical with material or product proposed for use, and that show full range of color and texture variations expected. Samples include, but are not limited to, the following: partial sections of manufactured or fabricated components; small cuts or containers of materials; complete units of repetitively used materials; swatches showing color, texture, and pattern; color range sets; and components used for independent testing and inspection.
 - a. Number of Samples: Submit three sets of Samples. Architect will retain two Sample sets; remainder will be returned.
 - 1) Submit a single Sample where assembly details, workmanship, fabrication techniques, connections, operation, and other similar characteristics are to be demonstrated.
 - 2) If variation in color, pattern, texture, or other characteristic is inherent in material or product represented by a Sample, submit at least three sets of paired units that show approximate limits of variations.
- D. Product Schedule: As required in individual Specification Sections, prepare a written summary indicating types of products required for the Work and their intended location. Include the following information in tabular form:
 1. Type of product. Include unique identifier for each product indicated in the Contract Documents or assigned by Contractor if none is indicated.
 2. Manufacturer and product name, and model number if applicable.
 3. Number and name of room or space.
 4. Location within room or space.
- E. Qualification Data: Prepare written information that demonstrates capabilities and experience of firm or person. Include lists of completed projects with project names and addresses, contact information of architects and owners, and other information specified.
- F. Design Data: Prepare and submit written and graphic information indicating compliance with indicated performance and design criteria in individual Specification Sections. Include list of assumptions and summary of loads. Include load diagrams if applicable. Provide name and version of software, if any, used for calculations. Number each page of submittal.
- G. Certificates:
 1. Certificates and Certifications Submittals: Submit a statement that includes signature of entity responsible for preparing certification. Certificates and certifications shall be signed by an officer or other individual authorized to sign documents on behalf of that entity. Provide a notarized signature where indicated.

2. Installer Certificates: Submit written statements on manufacturer's letterhead, certifying that Installer complies with requirements in the Contract Documents and, where required, is authorized by manufacturer for this specific Project.
3. Manufacturer Certificates: Submit written statements on manufacturer's letterhead, certifying that manufacturer complies with requirements in the Contract Documents. Include evidence of manufacturing experience where required.
4. Material Certificates: Submit written statements on manufacturer's letterhead, certifying that material complies with requirements in the Contract Documents.
5. Product Certificates: Submit written statements on manufacturer's letterhead, certifying that product complies with requirements in the Contract Documents.
6. Welding Certificates: Prepare written certification that welding procedures and personnel comply with requirements in the Contract Documents. Submit record of AWS B2.1/B2.1M on AWS forms. Include names of firms and personnel certified.

H. Test and Research Reports:

1. Compatibility Test Reports: Submit reports written by a qualified testing agency, on testing agency's standard form, indicating and interpreting results of compatibility tests performed before installation of product. Include written recommendations for substrate preparation and primers required.
2. Field Test Reports: Submit written reports indicating and interpreting results of field tests performed either during installation of product or after product is installed in its final location, for compliance with requirements in the Contract Documents.
3. Material Test Reports: Submit reports written by a qualified testing agency, on testing agency's standard form, indicating and interpreting test results of material for compliance with requirements in the Contract Documents.
4. Preconstruction Test Reports: Submit reports written by a qualified testing agency, on testing agency's standard form, indicating and interpreting results of tests performed before installation of product, for compliance with performance requirements in the Contract Documents.
5. Product Test Reports: Submit written reports indicating that current product produced by manufacturer complies with requirements in the Contract Documents. Base reports on evaluation of tests performed by manufacturer and witnessed by a qualified testing agency, or on comprehensive tests performed by a qualified testing agency.
6. Research Reports: Submit written evidence, from a model code organization acceptable to authorities having jurisdiction, that product complies with building code in effect for Project. Include the following information:
 - a. Name of evaluation organization.
 - b. Date of evaluation.
 - c. Time period when report is in effect.
 - d. Product and manufacturers' names.
 - e. Description of product.
 - f. Test procedures and results.
 - g. Limitations of use.

1.8 CONTRACTOR'S REVIEW

- A. Action Submittals and Informational Submittals: Review each submittal and check for coordination with other Work of the Contract and for compliance with the Contract Documents. Note corrections and field dimensions. Mark with approval stamp before submitting to Architect.
- B. Contractor's Approval: Indicate Contractor's approval for each submittal with a uniform approval stamp. Include name of reviewer, date of Contractor's approval, and statement certifying that submittal has been reviewed, checked, and approved for compliance with the Contract Documents.
 - 1. Architect will not review submittals received from Contractor that do not have Contractor's review and approval.

1.9 ARCHITECT'S REVIEW

- A. Action Submittals: Architect will review each submittal, indicate corrections or revisions required, and return.
 - 1. PDF Submittals: Architect will indicate, via markup on each submittal, the appropriate action.
 - 2. Paper Submittals: Architect will stamp each submittal with an action stamp and will mark stamp appropriately to indicate action.
 - 3. Submittals by Web-Based Project Management Software: Architect will indicate, on Project management software website, the appropriate action.
 - a. Actions taken by indication on Project management software website have the following meanings:
- B. Informational Submittals: Architect will review each submittal and will not return it, or will return it if it does not comply with requirements. Architect will forward each submittal to appropriate party.
- C. Partial submittals prepared for a portion of the Work will be reviewed when use of partial submittals has received prior approval from Architect.
- D. Incomplete submittals are unacceptable, will be considered nonresponsive, and will be returned for resubmittal without review.
- E. Architect will discard submittals received from sources other than Contractor.
- F. Submittals not required by the Contract Documents will be returned by Architect without action.

PART 2 - PRODUCTS (Not Used)

PART 3 - EXECUTION (Not Used)

END OF SECTION

SECTION 014000 - QUALITY REQUIREMENTS

PART 1 - GENERAL

1.1 RELATED DOCUMENTS

- A. Drawings and general provisions of the Contract, including General and Supplementary Conditions and other Division 01 Specification Sections, apply to this Section.

1.2 SUMMARY

- A. Section includes administrative and procedural requirements for quality assurance and quality control.
- B. Testing and inspection services are required to verify compliance with requirements specified or indicated. These services do not relieve Contractor of responsibility for compliance with the Contract Document requirements.
 - 1. Specific quality-assurance and quality-control requirements for individual work results are specified in their respective Specification Sections. Requirements in individual Sections may also cover production of standard products.
 - 2. Specified tests, inspections, and related actions do not limit Contractor's other quality-assurance and quality-control procedures that facilitate compliance with the Contract Document requirements.
 - 3. Requirements for Contractor to provide quality-assurance and quality-control services required by Architect, Owner, or authorities having jurisdiction are not limited by provisions of this Section.
- C. Related Requirements:
 - 1. Section 012100 "Allowances" for testing and inspection allowances.

1.3 DEFINITIONS

- A. Experienced: When used with an entity or individual, "experienced," unless otherwise further described, means having successfully completed a minimum of five previous projects similar in nature, size, and extent to this Project; being familiar with special requirements indicated; and having complied with requirements of authorities having jurisdiction.
- B. Field Quality-Control Tests and Inspections: Tests and inspections that are performed on-site for installation of the Work and for completed Work.

- C. Installer/Applicator/Erector: Contractor or another entity engaged by Contractor as an employee, subcontractor, or sub-subcontractor, to perform a particular construction operation, including installation, erection, application, assembly, and similar operations.
 - 1. Use of trade-specific terminology in referring to a Work result does not require that certain construction activities specified apply exclusively to specific trade(s).
- D. Mockups: Full-size physical assemblies that are constructed either as freestanding temporary built elements or as part of permanent construction. Mockups are constructed to verify selections made under Sample submittals; to demonstrate aesthetic effects and qualities of materials and execution; to review coordination, testing, or operation; to show interface between dissimilar materials; and to demonstrate compliance with specified installation tolerances. Mockups are not Samples. Unless otherwise indicated, approved mockups establish the standard by which the Work will be judged.
 - 1. In-Place Mockups: Mockups constructed on-site in their actual final location as part of permanent construction.
- E. Preconstruction Testing: Tests and inspections performed specifically for Project before products and materials are incorporated into the Work, to verify performance or compliance with specified criteria. Unless otherwise indicated, copies of reports of tests or inspections performed for other than the Project do not meet this definition.
- F. Product Tests: Tests and inspections that are performed by a nationally recognized testing laboratory (NRTL) according to 29 CFR 1910.7, by a testing agency accredited according to NIST's National Voluntary Laboratory Accreditation Program (NVLAP), or by a testing agency qualified to conduct product testing and acceptable to authorities having jurisdiction, to establish product performance and compliance with specified requirements.
- G. Source Quality-Control Tests and Inspections: Tests and inspections that are performed at the source (e.g., plant, mill, factory, or shop).
- H. Testing Agency: An entity engaged to perform specific tests, inspections, or both. The term "testing laboratory" shall have the same meaning as the term "testing agency."
- I. Quality-Assurance Services: Activities, actions, and procedures performed before and during execution of the Work, to guard against defects and deficiencies and substantiate that proposed construction will comply with requirements.
- J. Quality-Control Services: Tests, inspections, procedures, and related actions during and after execution of the Work, to evaluate that actual products incorporated into the Work and completed construction comply with requirements. Contractor's quality-control services do not include contract administration activities performed by Architect.

1.4 DELEGATED-DESIGN SERVICES

- A. Performance and Design Criteria: Where professional design services or certifications by a design professional are specifically required of Contractor by the Contract Documents, provide products and systems complying with specific performance and design criteria indicated.
 - 1. If criteria indicated are not sufficient to perform services or certification required, submit a written request for additional information to Architect.
- B. Delegated-Design Services Statement: Submit a statement signed and sealed by the responsible design professional, for each product and system specifically assigned to Contractor to be designed or certified by a design professional, indicating that the products and systems are in compliance with performance and design criteria indicated. Include list of codes, loads, and other factors used in performing these services.

1.5 CONFLICTING REQUIREMENTS

- A. Conflicting Standards and Other Requirements: If compliance with two or more standards or requirements is specified and the standards or requirements establish different or conflicting requirements for minimum quantities or quality levels, inform the Architect regarding the conflict and obtain clarification prior to proceeding with the Work. Refer conflicting requirements that are different, but apparently equal, to Architect for clarification before proceeding.
- B. Minimum Quantity or Quality Levels: The quantity or quality level shown or specified shall be the minimum provided or performed. The actual installation may comply exactly with the minimum quantity or quality specified, or it may exceed the minimum within reasonable limits. To comply with these requirements, indicated numeric values are minimum or maximum, as appropriate, for the context of requirements. Refer uncertainties to Architect for a decision before proceeding.

1.6 INFORMATIONAL SUBMITTALS

- A. Qualification Data: For Contractor's quality-control personnel.
- B. Testing Agency Qualifications: For testing agencies specified in "Quality Assurance" Article to demonstrate their capabilities and experience. Include proof of qualifications in the form of a recent report on the inspection of the testing agency by a recognized authority.
- C. Schedule of Tests and Inspections: Prepare in tabular form and include the following:
 - 1. Specification Section number and title.
 - 2. Entity responsible for performing tests and inspections.
 - 3. Description of test and inspection.
 - 4. Identification of applicable standards.

5. Identification of test and inspection methods.
 6. Number of tests and inspections required.
 7. Time schedule or time span for tests and inspections.
 8. Requirements for obtaining samples.
 9. Unique characteristics of each quality-control service.
- D. Reports: Prepare and submit certified written reports and documents as specified.
- E. Permits, Licenses, and Certificates: For Owner's record, submit copies of permits, licenses, certifications, inspection reports, releases, jurisdictional settlements, notices, receipts for fee payments, judgments, correspondence, records, and similar documents established for compliance with standards and regulations bearing on performance of the Work.

1.7 REPORTS AND DOCUMENTS

- A. Test and Inspection Reports: Prepare and submit certified written reports specified in other Sections. Include the following:
1. Date of issue.
 2. Project title and number.
 3. Name, address, telephone number, and email address of testing agency.
 4. Dates and locations of samples and tests or inspections.
 5. Names of individuals making tests and inspections.
 6. Description of the Work and test and inspection method.
 7. Identification of product and Specification Section.
 8. Complete test or inspection data.
 9. Test and inspection results and an interpretation of test results.
 10. Record of temperature and weather conditions at time of sample-taking and testing and inspection.
 11. Comments or professional opinion on whether tested or inspected Work complies with the Contract Document requirements.
 12. Name and signature of laboratory inspector.
 13. Recommendations on retesting and reinspecting.

1.8 QUALITY ASSURANCE

- A. Qualifications paragraphs in this article establish the minimum qualification levels required; individual Specification Sections specify additional requirements.
- B. Manufacturer Qualifications: A firm experienced in manufacturing products or systems similar to those indicated for this Project and with a record of successful in-service performance, as well as sufficient production capacity to produce required units. As applicable, procure products from manufacturers able to meet qualification requirements, warranty requirements, and technical or factory-authorized service representative requirements.

- C. Fabricator Qualifications: A firm experienced in producing products similar to those indicated for this Project and with a record of successful in-service performance, as well as sufficient production capacity to produce required units.
- D. Installer Qualifications: A firm or individual experienced in installing, erecting, applying, or assembling work similar in material, design, and extent to that indicated for this Project, whose work has resulted in construction with a record of successful in-service performance.
- E. Professional Engineer Qualifications: A professional engineer who is legally qualified to practice in jurisdiction where Project is located and who is experienced in providing engineering services of the kind indicated. Engineering services are defined as those performed for installations of the system, assembly, or product that is similar in material, design, and extent to those indicated for this Project.
- F. Specialists: Certain Specification Sections require that specific construction activities shall be performed by entities who are recognized experts in those operations. Specialists shall satisfy qualification requirements indicated and shall be engaged in the activities indicated.
 - 1. Requirements of authorities having jurisdiction shall supersede requirements for specialists.
- G. Testing and Inspecting Agency Qualifications: An NRTL, an NVLAP, or an independent agency with the experience and capability to conduct testing and inspection indicated, as documented in accordance with ASTM E329, and with additional qualifications specified in individual Sections; and, where required by authorities having jurisdiction, that is acceptable to authorities.
- H. Manufacturer's Technical Representative Qualifications: An authorized representative of manufacturer who is trained and approved by manufacturer to observe and inspect installation of manufacturer's products that are similar in material, design, and extent to those indicated for this Project.
- I. Factory-Authorized Service Representative Qualifications: An authorized representative of manufacturer who is trained and approved by manufacturer to inspect, demonstrate, repair, and perform service on installations of manufacturer's products that are similar in material, design, and extent to those indicated for this Project.
- J. Preconstruction Testing: Where testing agency is indicated to perform preconstruction testing for compliance with specified requirements for performance and test methods, comply with the following Contractor's responsibilities, including the following:
 - 1. Provide test specimens representative of proposed products and construction.
 - 2. Submit specimens in a timely manner with sufficient time for testing and analyzing results to prevent delaying the Work.
 - 3. Provide sizes and configurations of test assemblies, mockups, and laboratory mockups to adequately demonstrate capability of products to comply with performance requirements.

4. Build site-assembled test assemblies and mockups, using installers who will perform same tasks for Project.
 5. Build laboratory mockups at testing facility, using personnel, products, and methods of construction indicated for the completed Work.
 6. When testing is complete, remove test specimens and test assemblies, and mockups; do not reuse products on Project.
 7. Testing Agency Responsibilities: Submit a certified written report of each test, inspection, and similar quality-assurance service to Architect, with copy to Contractor. Interpret tests and inspections, and state in each report whether tested and inspected Work complies with or deviates from the Contract Documents.
- K. Mockups: Before installing portions of the Work requiring mockups, build mockups for each form of construction and finish required to comply with the following requirements, using materials indicated for the completed Work:
1. Build mockups of size indicated.
 2. Build mockups in location indicated or, if not indicated, as directed by Architect.
 3. Notify Architect seven days in advance of dates and times when mockups will be constructed.
 4. Employ supervisory personnel who will oversee mockup construction. Employ workers who will be employed to perform same tasks during the construction at Project.
 5. Demonstrate the proposed range of aesthetic effects and workmanship.
 6. Obtain Architect's approval of mockups before starting corresponding Work, fabrication, or construction.
 - a. Allow seven days for initial review and each re-review of each mockup.
 7. Promptly correct unsatisfactory conditions noted by Architect's preliminary review, to the satisfaction of the Architect, before completion of final mockup.
 8. Approval of mockups by the Architect does not constitute approval of deviations from the Contract Documents contained in mockups unless Architect specifically approves such deviations in writing.
 9. Maintain mockups during construction in an undisturbed condition as a standard for judging the completed Work.
 10. Demolish and remove mockups when directed unless otherwise indicated.

1.9 QUALITY CONTROL

- A. Owner Responsibilities: Where quality-control services are indicated as Owner's responsibility, Owner will engage a qualified testing agency to perform these services.
1. Owner will furnish Contractor with names, addresses, and telephone numbers of testing agencies engaged and a description of types of testing and inspection they are engaged to perform.
 2. Costs for retesting and reinspecting construction that replaces or is necessitated by Work that failed to comply with the Contract Documents will be charged to Contractor, and the Contract Sum will be adjusted by Change Order.

- B. Contractor Responsibilities: Tests and inspections not explicitly assigned to Owner are Contractor's responsibility. Perform additional quality-control activities, whether specified or not, to verify and document that the Work complies with requirements.
1. Unless otherwise indicated, provide quality-control services specified and those required by authorities having jurisdiction. Perform quality-control services required of Contractor by authorities having jurisdiction, whether specified or not.
 2. Engage a qualified testing agency to perform quality-control services.
 - a. Contractor shall not employ same entity engaged by Owner, unless agreed to in writing by Owner.
 3. Notify testing agencies at least 24 hours in advance of time when Work that requires testing or inspection will be performed.
 4. Where quality-control services are indicated as Contractor's responsibility, submit a certified written report, in duplicate, of each quality-control service.
 5. Testing and inspection requested by Contractor and not required by the Contract Documents are Contractor's responsibility.
 6. Submit additional copies of each written report directly to authorities having jurisdiction, when they so direct.
- C. Retesting/Reinspecting: Regardless of whether original tests or inspections were Contractor's responsibility, provide quality-control services, including retesting and reinspecting, for construction that replaced Work that failed to comply with the Contract Documents.
- D. Testing Agency Responsibilities: Cooperate with Architect and Contractor in performance of duties. Provide qualified personnel to perform required tests and inspections.
1. Notify Architect and Contractor promptly of irregularities or deficiencies observed in the Work during performance of its services.
 2. Determine the locations from which test samples will be taken and in which in-situ tests are conducted.
 3. Conduct and interpret tests and inspections, and state in each report whether tested and inspected Work complies with or deviates from requirements.
 4. Submit a certified written report, in duplicate, of each test, inspection, and similar quality-control service through Contractor.
 5. Do not release, revoke, alter, or increase the Contract Document requirements or approve or accept any portion of the Work.
 6. Do not perform duties of Contractor.
- E. Manufacturer's Field Services: Where indicated, engage a factory-authorized service representative to inspect field-assembled components and equipment installation, including service connections. Report results in writing as specified in Section 013300 "Submittal Procedures."

- F. Manufacturer's Technical Services: Where indicated, engage a manufacturer's technical representative to observe and inspect the Work. Manufacturer's technical representative's services include participation in preinstallation conferences, examination of substrates and conditions, verification of materials, observation of Installer activities, inspection of completed portions of the Work, and submittal of written reports.
- G. Contractor's Associated Requirements and Services: Cooperate with agencies and representatives performing required tests, inspections, and similar quality-control services, and provide reasonable auxiliary services as requested. Notify agency sufficiently in advance of operations to permit assignment of personnel. Provide the following:
1. Access to the Work.
 2. Incidental labor and facilities necessary to facilitate tests and inspections.
 3. Adequate quantities of representative samples of materials that require testing and inspection. Assist agency in obtaining samples.
 4. Facilities for storage and field curing of test samples.
 5. Delivery of samples to testing agencies.
 6. Preliminary design mix proposed for use for material mixes that require control by testing agency.
 7. Security and protection for samples and for testing and inspection equipment at Project site.
- H. Coordination: Coordinate sequence of activities to accommodate required quality-assurance and quality-control services with a minimum of delay and to avoid necessity of removing and replacing construction to accommodate testing and inspection.
1. Schedule times for tests, inspections, obtaining samples, and similar activities.
- I. Schedule of Tests and Inspections: Prepare a schedule of tests, inspections, and similar quality-control services required by the Contract Documents. Coordinate and submit concurrently with Contractor's Construction Schedule. Update and submit with each Application for Payment.
1. Schedule Contents: Include tests, inspections, and quality-control services, including Contractor- and Owner-retained services, commissioning activities, and other Project-required services paid for by other entities.
 2. Distribution: Distribute schedule to Owner, Architect, testing agencies, and each party involved in performance of portions of the Work where tests and inspections are required.

PART 2 - PRODUCTS (Not Used)

PART 3 - EXECUTION

END OF SECTION

SECTION 014200 - REFERENCES

PART 1 - GENERAL

1.1 RELATED DOCUMENTS

- A. Drawings and general provisions of the Contract, including General and Supplementary Conditions and other Division 01 Specification Sections, apply to this Section.

1.2 DEFINITIONS

- A. General: Basic Contract definitions are included in the Conditions of the Contract.
- B. "Approved": When used to convey Architect's action on Contractor's submittals, applications, and requests, "approved" is limited to Architect's duties and responsibilities as stated in the Conditions of the Contract.
- C. "Directed": A command or instruction by Architect. Other terms including "requested," "authorized," "selected," "required," and "permitted" have the same meaning as "directed."
- D. "Indicated": Requirements expressed by graphic representations or in written form on Drawings, in Specifications, and in other Contract Documents. Other terms including "shown," "noted," "scheduled," and "specified" have the same meaning as "indicated."
- E. "Regulations": Laws, ordinances, statutes, and lawful orders issued by authorities having jurisdiction, and rules, conventions, and agreements within the construction industry that control performance of the Work.
- F. "Furnish": Supply and deliver to Project site, ready for unloading, unpacking, assembly, installation, and similar operations.
- G. "Install": Unload, temporarily store, unpack, assemble, erect, place, anchor, apply, work to dimension, finish, cure, protect, clean, and similar operations at Project site.
- H. "Provide": Furnish and install, complete and ready for the intended use.
- I. "Project Site": Space available for performing construction activities. The extent of Project site is shown on Drawings and may or may not be identical with the description of the land on which Project is to be built.

1.3 INDUSTRY STANDARDS

- A. Applicability of Standards: Unless the Contract Documents include more stringent requirements, applicable construction industry standards have the same force and effect as if bound or copied directly into the Contract Documents to the extent referenced. Such standards are made a part of the Contract Documents by reference.
- B. Publication Dates: Comply with standards in effect as of date of the Contract Documents unless otherwise indicated.
- C. Copies of Standards: Each entity engaged in construction on Project should be familiar with industry standards applicable to its construction activity. Copies of applicable standards are not bound with the Contract Documents.
 - 1. Where copies of standards are needed to perform a required construction activity, obtain copies directly from publication source.

1.4 ABBREVIATIONS AND ACRONYMS

- A. Industry Organizations: Where abbreviations and acronyms are used in Specifications or other Contract Documents, they shall mean the recognized name of the entities indicated in Gale's "Encyclopedia of Associations: National Organizations of the U.S." or in Columbia Books' "National Trade & Professional Associations of the United States."
- B. Industry Organizations: Where abbreviations and acronyms are used in Specifications or other Contract Documents, they shall mean the recognized name of the entities in the following list. **[Abbreviations and acronyms not included in this list shall mean the recognized name of the entities indicated in Gale's "Encyclopedia of Associations: National Organizations of the U.S." or in Columbia Books' "National Trade & Professional Associations of the United States."]**The information in this list is subject to change and is believed to be accurate as of the date of the Contract Documents.
 - 1. AABC - Associated Air Balance Council; www.aabc.com.
 - 2. AAMA - American Architectural Manufacturers Association; www.aamanet.org.
 - 3. AAPFCO - Association of American Plant Food Control Officials; www.aapfco.org.
 - 4. AASHTO - American Association of State Highway and Transportation Officials; www.transportation.org.
 - 5. AATCC - American Association of Textile Chemists and Colorists; www.aatcc.org.
 - 6. ABMA - American Bearing Manufacturers Association; www.americanbearings.org.
 - 7. ABMA - American Boiler Manufacturers Association; www.abma.com.
 - 8. ACI - American Concrete Institute; (Formerly: ACI International); www.concrete.org.
 - 9. ACPA - American Concrete Pipe Association; www.concrete-pipe.org.

10. AEIC - Association of Edison Illuminating Companies, Inc. (The); www.aeic.org.
11. AF&PA - American Forest & Paper Association; www.afandpa.org.
12. AGA - American Gas Association; www.aga.org.
13. AHAM - Association of Home Appliance Manufacturers; www.aham.org.
14. AHRI - Air-Conditioning, Heating, and Refrigeration Institute (The); www.ahrinet.org.
15. AI - Asphalt Institute; www.asphaltinstitute.org.
16. AIA - American Institute of Architects (The); www.aia.org.
17. AISC - American Institute of Steel Construction; www.aisc.org.
18. AISI - American Iron and Steel Institute; www.steel.org.
19. AITC - American Institute of Timber Construction; www.aitc-glulam.org.
20. AMCA - Air Movement and Control Association International, Inc.; www.amca.org.
21. ANSI - American National Standards Institute; www.ansi.org.
22. AOSA - Association of Official Seed Analysts, Inc.; www.aosaseed.com.
23. APA - APA - The Engineered Wood Association; www.apawood.org.
24. APA - Architectural Precast Association; www.archprecast.org.
25. API - American Petroleum Institute; www.api.org.
26. ARI - Air-Conditioning & Refrigeration Institute; (See AHRI).
27. ARI - American Refrigeration Institute; (See AHRI).
28. ARMA - Asphalt Roofing Manufacturers Association; www.asphaltroofing.org.
29. ASCE - American Society of Civil Engineers; www.asce.org.
30. ASCE/SEI - American Society of Civil Engineers/Structural Engineering Institute; (See ASCE).
31. ASHRAE - American Society of Heating, Refrigerating and Air-Conditioning Engineers; www.ashrae.org.
32. ASME - ASME International; (American Society of Mechanical Engineers); www.asme.org.
33. ASSE - American Society of Safety Engineers (The); www.asse.org.
34. ASSE - American Society of Sanitary Engineering; www.asse-plumbing.org.
35. ASTM - ASTM International; www.astm.org.
36. ATIS - Alliance for Telecommunications Industry Solutions; www.atis.org.
37. AWEA - American Wind Energy Association; www.awea.org.
38. AWI - Architectural Woodwork Institute; www.awinet.org.
39. AWMAC - Architectural Woodwork Manufacturers Association of Canada; www.awmac.com.
40. AWPA - American Wood Protection Association; www.awpa.com.
41. AWS - American Welding Society; www.aws.org.
42. AWWA - American Water Works Association; www.awwa.org.
43. BHMA - Builders Hardware Manufacturers Association; www.buildershardware.com.
44. BIA - Brick Industry Association (The); www.gobrick.com.
45. BICSI - BICSI, Inc.; www.bicsi.org.
46. BIFMA - BIFMA International; (Business and Institutional Furniture Manufacturer's Association); www.bifma.org.
47. BISSC - Baking Industry Sanitation Standards Committee; www.bissc.org.
48. BWF - Badminton World Federation; (Formerly: International Badminton Federation); www.bissc.org.
49. CDA - Copper Development Association; www.copper.org.

50. CE - Conformite Europeenne;
<http://ec.europa.eu/growth/single-market/ce-marking/>.
51. CEA - Canadian Electricity Association; www.electricity.ca.
52. CEA - Consumer Electronics Association; www.ce.org.
53. CFFA - Chemical Fabrics and Film Association, Inc.;
www.chemicalfabricsandfilm.com.
54. CFSEI - Cold-Formed Steel Engineers Institute; www.cfsei.org.
55. CGA - Compressed Gas Association; www.cganet.com.
56. CIMA - Cellulose Insulation Manufacturers Association; www.cellulose.org.
57. CISCA - Ceilings & Interior Systems Construction Association; www.cisca.org.
58. CISPI - Cast Iron Soil Pipe Institute; www.cispi.org.
59. CLFMI - Chain Link Fence Manufacturers Institute; www.chainlinkinfo.org.
60. CPA - Composite Panel Association; www.pbmdf.com.
61. CRI - Carpet and Rug Institute (The); www.carpet-rug.org.
62. CRRC - Cool Roof Rating Council; www.coolroofs.org.
63. CRSI - Concrete Reinforcing Steel Institute; www.crsi.org.
64. CSA - CSA Group; www.csagroup.com.
65. CSA - CSA International; www.csa-international.org.
66. CSI - Construction Specifications Institute (The); www.csinet.org.
67. CSSB - Cedar Shake & Shingle Bureau; www.cedarbureau.org.
68. CTI - Cooling Technology Institute; (Formerly: Cooling Tower Institute);
www.cti.org.
69. CWC - Composite Wood Council; (See CPA).
70. DASMA - Door and Access Systems Manufacturers Association;
www.dasma.com.
71. DHI - Door and Hardware Institute; www.dhi.org.
72. ECA - Electronic Components Association; (See ECIA).
73. ECAMA - Electronic Components Assemblies & Materials Association; (See ECIA).
74. ECIA - Electronic Components Industry Association; www.eciaonline.org.
75. EIA - Electronic Industries Alliance; (See TIA).
76. EIMA - EIFS Industry Members Association; www.eima.com.
77. EJMA - Expansion Joint Manufacturers Association, Inc.; www.ejma.org.
78. ESD - ESD Association; (Electrostatic Discharge Association); www.esda.org.
79. ESTA - Entertainment Services and Technology Association; (See PLASA).
80. ETL - Intertek (See Intertek); www.intertek.com.
81. EVO - Efficiency Valuation Organization; www.evo-world.org.
82. FCI - Fluid Controls Institute; www.fluidcontrolsintstitute.org.
83. FIBA - Federation Internationale de Basketball; (The International Basketball Federation); www.fiba.com.
84. FIVB - Federation Internationale de Volleyball; (The International Volleyball Federation); www.fivb.org.
85. FM Approvals - FM Approvals LLC; www.fmglobal.com.
86. FM Global - FM Global; (Formerly: FMG - FM Global); www.fmglobal.com.
87. FRSA - Florida Roofing, Sheet Metal & Air Conditioning Contractors Association, Inc.; www.floridarroof.com.
88. FSA - Fluid Sealing Association; www.fluidsealing.com.
89. FSC - Forest Stewardship Council U.S.; www.fscus.org.
90. GA - Gypsum Association; www.gypsum.org.
91. GANA - Glass Association of North America; www.glasswebsite.com.

92. GS - Green Seal; www.greenseal.org.
93. HI - Hydraulic Institute; www.pumps.org.
94. HI/GAMA - Hydronics Institute/Gas Appliance Manufacturers Association; (See AHRI).
95. HMMA - Hollow Metal Manufacturers Association; (See NAAMM).
96. HPVA - Hardwood Plywood & Veneer Association; www.hpva.org.
97. HPW - H. P. White Laboratory, Inc.; www.hpwhite.com.
98. IAPSC - International Association of Professional Security Consultants; www.iapsc.org.
99. IAS - International Accreditation Service; www.iasonline.org.
100. ICBO - International Conference of Building Officials; (See ICC).
101. ICC - International Code Council; www.iccsafe.org.
102. ICEA - Insulated Cable Engineers Association, Inc.; www.icea.net.
103. ICPA - International Cast Polymer Alliance; www.icpa-hq.org.
104. ICRI - International Concrete Repair Institute, Inc.; www.icri.org.
105. IEC - International Electrotechnical Commission; www.iec.ch.
106. IEEE - Institute of Electrical and Electronics Engineers, Inc. (The); www.ieee.org.
107. IES - Illuminating Engineering Society; (Formerly: Illuminating Engineering Society of North America); www.ies.org.
108. IESNA - Illuminating Engineering Society of North America; (See IES).
109. IEST - Institute of Environmental Sciences and Technology; www.iest.org.
110. IGMA - Insulating Glass Manufacturers Alliance; www.igmaonline.org.
111. IGSHPA - International Ground Source Heat Pump Association; www.igshpa.okstate.edu.
112. ILI - Indiana Limestone Institute of America, Inc.; www.iliai.com.
113. Intertek - Intertek Group; (Formerly: ETL SEMCO; Intertek Testing Service NA); www.intertek.com.
114. ISA - International Society of Automation (The); (Formerly: Instrumentation, Systems, and Automation Society); www.isa.org.
115. ISAS - Instrumentation, Systems, and Automation Society (The); (See ISA).
116. ISFA - International Surface Fabricators Association; (Formerly: International Solid Surface Fabricators Association); www.isfanow.org.
117. ISO - International Organization for Standardization; www.iso.org.
118. ISSFA - International Solid Surface Fabricators Association; (See ISFA).
119. ITU - International Telecommunication Union; www.itu.int/home.
120. KCMA - Kitchen Cabinet Manufacturers Association; www.kcma.org.
121. LMA - Laminating Materials Association; (See CPA).
122. LPI - Lightning Protection Institute; www.lightning.org.
123. MBMA - Metal Building Manufacturers Association; www.mbma.com.
124. MCA - Metal Construction Association; www.metalconstruction.org.
125. MFMA - Maple Flooring Manufacturers Association, Inc.; www.maplefloor.org.
126. MFMA - Metal Framing Manufacturers Association, Inc.; www.metalframingmfg.org.
127. MHIA - Material Handling Industry of America; www.mhia.org.
128. MIA - Marble Institute of America; www.marble-institute.com.
129. MMPA - Moulding & Millwork Producers Association; www.wmmpa.com.
130. MPI - Master Painters Institute; www.paintinfo.com.
131. MSS - Manufacturers Standardization Society of The Valve and Fittings Industry Inc.; www.mss-hq.org.

132. NAAMM - National Association of Architectural Metal Manufacturers;
www.naamm.org.
133. NACE - NACE International; (National Association of Corrosion Engineers International); www.nace.org.
134. NADCA - National Air Duct Cleaners Association; www.nadca.com.
135. NAIMA - North American Insulation Manufacturers Association;
www.naima.org.
136. NBGQA - National Building Granite Quarries Association, Inc.;
www.nbgqa.com.
137. NBI - New Buildings Institute; www.newbuildings.org.
138. NCAA - National Collegiate Athletic Association (The); www.ncaa.org.
139. NCMA - National Concrete Masonry Association; www.ncma.org.
140. NEBB - National Environmental Balancing Bureau; www.nebb.org.
141. NECA - National Electrical Contractors Association; www.necanet.org.
142. NeLMA - Northeastern Lumber Manufacturers Association; www.nelma.org.
143. NEMA - National Electrical Manufacturers Association; www.nema.org.
144. NETA - InterNational Electrical Testing Association; www.netaworld.org.
145. NFHS - National Federation of State High School Associations; www.nfhs.org.
146. NFPA - National Fire Protection Association; www.nfpa.org.
147. NFPA - NFPA International; (See NFPA).
148. NFRC - National Fenestration Rating Council; www.nfrc.org.
149. NHLA - National Hardwood Lumber Association; www.nhla.com.
150. NLGA - National Lumber Grades Authority; www.nlga.org.
151. NOFMA - National Oak Flooring Manufacturers Association; (See NWFA).
152. NOMMA - National Ornamental & Miscellaneous Metals Association;
www.nomma.org.
153. NRCA - National Roofing Contractors Association; www.nrca.net.
154. NRMCA - National Ready Mixed Concrete Association; www.nrmca.org.
155. NSF - NSF International; www.nsf.org.
156. NSPE - National Society of Professional Engineers; www.nspe.org.
157. NSSGA - National Stone, Sand & Gravel Association; www.nssga.org.
158. NTMA - National Terrazzo & Mosaic Association, Inc. (The); www.ntma.com.
159. NWFA - National Wood Flooring Association; www.nwfa.org.
160. PCI - Precast/Prestressed Concrete Institute; www.pci.org.
161. PDI - Plumbing & Drainage Institute; www.pdionline.org.
162. PLASA - PLASA; (Formerly: ESTA - Entertainment Services and Technology Association); www.plasa.org.
163. RCSC - Research Council on Structural Connections; www.boltcouncil.org.
164. RFCI - Resilient Floor Covering Institute; www.rfci.com.
165. RIS - Redwood Inspection Service; www.redwoodinspection.com.
166. SAE - SAE International; www.sae.org.
167. SCTE - Society of Cable Telecommunications Engineers; www.scte.org.
168. SDI - Steel Deck Institute; www.sdi.org.
169. SDI - Steel Door Institute; www.steeldoor.org.
170. SEFA - Scientific Equipment and Furniture Association (The);
www.sefalabs.com.
171. SEI/ASCE - Structural Engineering Institute/American Society of Civil Engineers; (See ASCE).
172. SIA - Security Industry Association; www.siaonline.org.
173. SJI - Steel Joist Institute; www.steeljoist.org.

174. SMA - Screen Manufacturers Association; www.smainfo.org.
175. SMACNA - Sheet Metal and Air Conditioning Contractors' National Association; www.smacna.org.
176. SMPTE - Society of Motion Picture and Television Engineers; www.smpte.org.
177. SPFA - Spray Polyurethane Foam Alliance; www.sprayfoam.org.
178. SPIB - Southern Pine Inspection Bureau; www.spib.org.
179. SPRI - Single Ply Roofing Industry; www.spri.org.
180. SRCC - Solar Rating & Certification Corporation; www.solar-rating.org.
181. SSINA - Specialty Steel Industry of North America; www.ssina.com.
182. SSPC - SSPC: The Society for Protective Coatings; www.sspc.org.
183. STI - Steel Tank Institute; www.steeltank.com.
184. SWI - Steel Window Institute; www.steelwindows.com.
185. SWPA - Submersible Wastewater Pump Association; www.swpa.org.
186. TCA - Tilt-Up Concrete Association; www.tilt-up.org.
187. TCNA - Tile Council of North America, Inc.; www.tileusa.com.
188. TEMA - Tubular Exchanger Manufacturers Association, Inc.; www.tema.org.
189. TIA - Telecommunications Industry Association (The); (Formerly: TIA/EIA - Telecommunications Industry Association/Electronic Industries Alliance); www.tiaonline.org.
190. TIA/EIA - Telecommunications Industry Association/Electronic Industries Alliance; (See TIA).
191. TMS - The Masonry Society; www.masonrysociety.org.
192. TPI - Truss Plate Institute; www.tpinst.org.
193. TPI - Turfgrass Producers International; www.turfgrasssod.org.
194. TRI - Tile Roofing Institute; www.tilerroofing.org.
195. UL - Underwriters Laboratories Inc.; www.ul.com.
196. UNI - Uni-Bell PVC Pipe Association; www.uni-bell.org.
197. USAV - USA Volleyball; www.usavolleyball.org.
198. USGBC - U.S. Green Building Council; www.usgbc.org.
199. USITT - United States Institute for Theatre Technology, Inc.; www.usitt.org.
200. WA - Wallcoverings Association; www.wallcoverings.org.
201. WASTEC - Waste Equipment Technology Association; www.wastec.org.
202. WCLIB - West Coast Lumber Inspection Bureau; www.wclib.org.
203. WCMA - Window Covering Manufacturers Association; www.wcmanet.org.
204. WDMA - Window & Door Manufacturers Association; www.wdma.com.
205. WI - Woodwork Institute; www.wicnet.org.
206. WSRCA - Western States Roofing Contractors Association; www.wsrca.com.
207. WWPA - Western Wood Products Association; www.wwpa.org.

C. Code Agencies: Where abbreviations and acronyms are used in Specifications or other Contract Documents, they shall mean the recognized name of the entities in the following list. This information is believed to be accurate as of the date of the Contract Documents.

1. DIN - Deutsches Institut für Normung e.V.; www.din.de.
2. IAPMO - International Association of Plumbing and Mechanical Officials; www.iapmo.org.
3. ICC - International Code Council; www.iccsafe.org.
4. ICC-ES - ICC Evaluation Service, LLC; www.icc-es.org.

D. Federal Government Agencies: Where abbreviations and acronyms are used in Specifications or other Contract Documents, they shall mean the recognized name of the entities in the following list. Information is subject to change and is up to date as of the date of the Contract Documents.

1. COE - Army Corps of Engineers; www.usace.army.mil.
2. CPSC - Consumer Product Safety Commission; www.cpsc.gov.
3. DOC - Department of Commerce; National Institute of Standards and Technology; www.nist.gov.
4. DOD - Department of Defense; www.quicksearch.dla.mil.
5. DOE - Department of Energy; www.energy.gov.
6. EPA - Environmental Protection Agency; www.epa.gov.
7. FAA - Federal Aviation Administration; www.faa.gov.
8. FG - Federal Government Publications; www.gpo.gov/fdsys.
9. GSA - General Services Administration; www.gsa.gov.
10. HUD - Department of Housing and Urban Development; www.hud.gov.
11. LBL - Lawrence Berkeley National Laboratory; Environmental Energy Technologies Division; www.eetd.lbl.gov.
12. OSHA - Occupational Safety & Health Administration; www.osha.gov.
13. SD - Department of State; www.state.gov.
14. TRB - Transportation Research Board; National Cooperative Highway Research Program; The National Academies; www.trb.org.
15. USDA - Department of Agriculture; Agriculture Research Service; U.S. Salinity Laboratory; www.ars.usda.gov.
16. USDA - Department of Agriculture; Rural Utilities Service; www.usda.gov.
17. USDOJ - Department of Justice; Office of Justice Programs; National Institute of Justice; www.ojp.usdoj.gov.
18. USP - U.S. Pharmacopeial Convention; www.usp.org.
19. USPS - United States Postal Service; www.usps.com.

E. Standards and Regulations: Where abbreviations and acronyms are used in Specifications or other Contract Documents, they shall mean the recognized name of the standards and regulations in the following list. This information is subject to change and is believed to be accurate as of the date of the Contract Documents.

1. CFR - Code of Federal Regulations; Available from Government Printing Office; www.gpo.gov/fdsys.
2. DOD - Department of Defense; Military Specifications and Standards; Available from DLA Document Services; www.quicksearch.dla.mil.
3. DSCC - Defense Supply Center Columbus; (See FS).
4. FED-STD - Federal Standard; (See FS).
5. FS - Federal Specification; Available from DLA Document Services; www.quicksearch.dla.mil.
 - a. Available from Defense Standardization Program; www.dsp.dla.mil.
 - b. Available from General Services Administration; www.gsa.gov.
 - c. Available from National Institute of Building Sciences/Whole Building Design Guide; www.wbdg.org.

6. MILSPEC - Military Specification and Standards; (See DOD).
7. USAB - United States Access Board; www.access-board.gov.
8. USATBCB - U.S. Architectural & Transportation Barriers Compliance Board; (See USAB).

F. State Government Agencies: Where abbreviations and acronyms are used in Specifications or other Contract Documents, they shall mean the recognized name of the entities in the following list. This information is subject to change and is believed to be accurate as of the date of the Contract Documents.

1. CBHF; State of California; Department of Consumer Affairs; Bureau of Electronic and Appliance Repair, Home Furnishings and Thermal Insulation; www.bearhfti.ca.gov.
2. CCR; California Code of Regulations; Office of Administrative Law; California Title 24 Energy Code; www.calregs.com.
3. CDHS; California Department of Health Services; (See CDPH).
4. CDPH; California Department of Public Health; Indoor Air Quality Program; www.cal-iaq.org.
5. CPUC; California Public Utilities Commission; www.cpuc.ca.gov.
6. SCAQMD; South Coast Air Quality Management District; www.aqmd.gov.
7. TFS; Texas A&M Forest Service; Sustainable Forestry and Economic Development; www.txforestservation.tamu.edu.

PART 2 - PRODUCTS (Not Used)

PART 3 - EXECUTION (Not Used)

END OF SECTION

SECTION 016000 - PRODUCT REQUIREMENTS

PART 1 - GENERAL

1.1 RELATED DOCUMENTS

- A. Drawings and general provisions of the Contract, including General and Supplementary Conditions and other Division 01 Specification Sections, apply to this Section.

1.2 SUMMARY

- A. Section includes administrative and procedural requirements for selection of products for use in Project; product delivery, storage, and handling; manufacturers' standard warranties on products; special warranties; and comparable products.
- B. Related Requirements:
 - 1. Section 011000 "Summary" for Contractor requirements related to Owner-furnished products.
 - 2. Section 012300 "Alternates" for products selected under an alternate.
 - 3. Section 012500 "Substitution Procedures" for requests for substitutions.
 - 4. Section 01770 "Closeout Procedures" for submitting warranties.

1.3 DEFINITIONS

- A. Products: Items obtained for incorporating into the Work, whether purchased for Project or taken from previously purchased stock. The term "product" includes the terms "material," "equipment," "system," and terms of similar intent.
 - 1. Named Products: Items identified by manufacturer's product name, including make or model number or other designation shown or listed in manufacturer's published product literature that is current as of date of the Contract Documents.
 - 2. New Products: Items that have not previously been incorporated into another project or facility. Salvaged items or items reused from other projects are not considered new products. Items that are manufactured or fabricated to include recycled content materials are considered new products, unless indicated otherwise.
 - 3. Comparable Product: Product by named manufacturer that is demonstrated and approved through the comparable product submittal process described in Part 2 "Comparable Products" Article, to have the indicated qualities related to type, function, dimension, in-service performance, physical properties, appearance, and other characteristics that equal or exceed those of specified product.

- B. Basis-of-Design Product Specification: A specification in which a single manufacturer's product is named and accompanied by the words "basis-of-design product," including make or model number or other designation. Published attributes and characteristics of basis-of-design product establish salient characteristics of products.
 - 1. Evaluation of Comparable Products: In addition to the basis-of-design product description, product attributes and characteristics may be listed to establish the significant qualities related to type, function, in-service performance and physical properties, weight, dimension, durability, visual characteristics, and other special features and requirements for purposes of evaluating comparable products of additional manufacturers named in the specification. Manufacturer's published attributes and characteristics of basis-of-design product also establish salient characteristics of products for purposes of evaluating comparable products.
- C. Subject to Compliance with Requirements: Where the phrase "Subject to compliance with requirements" introduces a product selection procedure in an individual Specification Section, provide products qualified under the specified product procedure. In the event that a named product or product by a named manufacturer does not meet the other requirements of the specifications, select another named product or product from another named manufacturer that does meet the requirements of the specifications; submit a comparable product request or substitution request, if applicable.
- D. Comparable Product Request Submittal: An action submittal requesting consideration of a comparable product, including the following information:
 - 1. Identification of basis-of-design product or fabrication or installation method to be replaced, including Specification Section number and title and Drawing numbers and titles.
 - 2. Data indicating compliance with the requirements specified in Part 2 "Comparable Products" Article.
- E. Basis-of-Design Product Specification Submittal: An action submittal complying with requirements in Section 013300 "Submittal Procedures."
- F. Substitution: Refer to Section 012500 "Substitution Procedures" for definition and limitations on substitutions.

1.4 QUALITY ASSURANCE

- A. Compatibility of Options: If Contractor is given option of selecting between two or more products for use on Project, select product compatible with products previously selected, even if previously selected products were also options.

1.5 COORDINATION

- A. Modify or adjust affected work as necessary to integrate work of approved comparable products and approved substitutions.

1.6 PRODUCT DELIVERY, STORAGE, AND HANDLING

- A. Deliver, store, and handle products, using means and methods that will prevent damage, deterioration, and loss, including theft and vandalism. Comply with manufacturer's written instructions.
- B. Delivery and Handling:
 - 1. Schedule delivery to minimize long-term storage at Project site and to prevent overcrowding of construction spaces.
 - 2. Coordinate delivery with installation time to ensure minimum holding time for items that are flammable, hazardous, easily damaged, or sensitive to deterioration, theft, and other losses.
 - 3. Deliver products to Project site in an undamaged condition in manufacturer's original sealed container or other packaging system, complete with labels and instructions for handling, storing, unpacking, protecting, and installing.
 - 4. Inspect products on delivery to determine compliance with the Contract Documents and that products are undamaged and properly protected.
- C. Storage:
 - 1. Provide a secure location and enclosure at Project site for storage of materials and equipment.
 - 2. Store products to allow for inspection and measurement of quantity or counting of units.
 - 3. Store materials in a manner that will not endanger Project structure.
 - 4. Store products that are subject to damage by the elements under cover in a weathertight enclosure above ground, with ventilation adequate to prevent condensation and with adequate protection from wind.
 - 5. Protect foam plastic from exposure to sunlight, except to extent necessary for period of installation and concealment.
 - 6. Comply with product manufacturer's written instructions for temperature, humidity, ventilation, and weather-protection requirements for storage.
 - 7. Protect stored products from damage and liquids from freezing.
 - 8. Provide a secure location and enclosure at Project site for storage of materials and equipment by Owner's construction forces. Coordinate location with Owner.

1.7 PRODUCT WARRANTIES

- A. Warranties specified in other Sections shall be in addition to, and run concurrent with, other warranties required by the Contract Documents. Manufacturer's disclaimers and limitations on product warranties do not relieve Contractor of obligations under requirements of the Contract Documents.
 - 1. Manufacturer's Warranty: Written standard warranty form furnished by individual manufacturer for a particular product and issued in the name of the Owner or endorsed by manufacturer to Owner.
 - 2. Special Warranty: Written warranty required by the Contract Documents to provide specific rights for Owner and issued in the name of the Owner or endorsed by manufacturer to Owner.
- B. Special Warranties: Prepare a written document that contains appropriate terms and identification, ready for execution.
 - 1. Manufacturer's Standard Form: Modified to include Project-specific information and properly executed.
 - 2. Specified Form: When specified forms are included in the Project Manual, prepare a written document, using indicated form properly executed.
 - 3. See other Sections for specific content requirements and particular requirements for submitting special warranties.
- C. Submittal Time: Comply with requirements in Section 017700 "Closeout Procedures."

PART 2 - PRODUCTS

2.1 PRODUCT SELECTION PROCEDURES

- A. General Product Requirements: Provide products that comply with the Contract Documents, are undamaged and, unless otherwise indicated, are new at time of installation.
 - 1. Provide products complete with accessories, trim, finish, fasteners, and other items needed for a complete installation and indicated use and effect.
 - 2. Standard Products: If available, and unless custom products or nonstandard options are specified, provide standard products of types that have been produced and used successfully in similar situations on other projects.
 - 3. Owner reserves the right to limit selection to products with warranties meeting requirements of the Contract Documents.
 - 4. Where products are accompanied by the term "as selected," Architect will make selection.
 - 5. Descriptive, performance, and reference standard requirements in the Specifications establish salient characteristics of products.

6. Or Equal: For products specified by name and accompanied by the term "or equal," "or approved equal," or "or approved," comply with requirements in "Comparable Products" Article to obtain approval for use of an unnamed product.
 - a. Submit additional documentation required by Architect in order to establish equivalency of proposed products. Unless otherwise indicated, evaluation of "or equal" product status is by the Architect, whose determination is final.

B. Product Selection Procedures:

1. Sole Product: Where Specifications name a single manufacturer and product, provide the named product that complies with requirements. Comparable products or substitutions for Contractor's convenience will not be considered.
 - a. Sole product may be indicated by the phrase "Subject to compliance with requirements, provide the following."
2. Sole Manufacturer/Source: Where Specifications name a single manufacturer or source, provide a product by the named manufacturer or source that complies with requirements. Comparable products or substitutions for Contractor's convenience will not be considered.
 - a. Sole manufacturer/source may be indicated by the phrase "Subject to compliance with requirements, provide products by the following."
3. Limited List of Products: Where Specifications include a list of names of both manufacturers and products, provide one of the products listed that complies with requirements. Comparable products or substitutions for Contractor's convenience will will not be considered unless otherwise indicated.
 - a. Limited list of products may be indicated by the phrase "Subject to compliance with requirements, provide one of the following."
4. Non-Limited List of Products: Where Specifications include a list of names of both available manufacturers and products, provide one of the products listed or an unnamed product that complies with requirements.
 - a. Non-limited list of products is indicated by the phrase "Subject to compliance with requirements, available products that may be incorporated in the Work include, but are not limited to, the following."
 - b. Provision of an unnamed product is not considered a substitution, if the product complies with requirements.
5. Limited List of Manufacturers: Where Specifications include a list of manufacturers' names, provide a product by one of the manufacturers listed that complies with requirements. Comparable products or substitutions for Contractor's convenience will will not be considered unless otherwise indicated.

- a. Limited list of manufacturers is indicated by the phrase "Subject to compliance with requirements, provide products by one of the following."
- 6. Non-Limited List of Manufacturers: Where Specifications include a list of available manufacturers, provide a product by one of the manufacturers listed or a product by an unnamed manufacturer that complies with requirements.
 - a. Non-limited list of manufacturers is indicated by the phrase "Subject to compliance with requirements, available manufacturers whose products may be incorporated in the Work include, but are not limited to, the following."
 - b. Provision of products of an unnamed manufacturer is not considered a substitution, if the product complies with requirements.
- 7. Basis-of-Design Product: Where Specifications name a product, or refer to a product indicated on Drawings, and include a list of manufacturers, provide the specified or indicated product or a comparable product by one of the other named manufacturers. Drawings and Specifications may additionally indicate sizes, profiles, dimensions, and other characteristics that are based on the product named. Comply with requirements in "Comparable Products" Article for consideration of an unnamed product by one of the other named manufacturers.
 - a. For approval of products by unnamed manufacturers, comply with requirements in Section 012500 "Substitution Procedures" for substitutions for convenience.
- C. Visual Matching Specification: Where Specifications require the phrase "match Architect's sample," provide a product that complies with requirements and matches Architect's sample. Architect's decision will be final on whether a proposed product matches.
 - 1. If no product available within specified category matches and complies with other specified requirements, comply with requirements in Section 012500 "Substitution Procedures" for proposal of product.
- D. Visual Selection Specification: Where Specifications include the phrase "as selected by Architect from manufacturer's full range" or a similar phrase, select a product that complies with requirements. Architect will select color, gloss, pattern, density, or texture from manufacturer's product line that includes both standard and premium items.
- E. Sustainable Product Selection: Where Specifications require product to meet sustainable product characteristics, select products complying with indicated requirements. Comply with requirements in Division 01 sustainability requirements Section and individual Specification Sections.
 - 1. Select products for which sustainable design documentation submittals are available from manufacturer.

2.2 COMPARABLE PRODUCTS

- A. Conditions for Consideration of Comparable Products: Architect will consider Contractor's request for comparable product when the following conditions are satisfied. If the following conditions are not satisfied, Architect may return requests without action, except to record noncompliance with the following requirements:
 - 1. Evidence that proposed product does not require revisions to the Contract Documents, is consistent with the Contract Documents, will produce the indicated results, and is compatible with other portions of the Work.
 - 2. Detailed comparison of significant qualities of proposed product with those of the named basis-of-design product. Significant product qualities include attributes, such as type, function, in-service performance and physical properties, weight, dimension, durability, visual characteristics, and other specific features and requirements.
 - 3. Evidence that proposed product provides specified warranty.
 - 4. List of similar installations for completed projects, with project names and addresses and names and addresses of architects and owners, if requested.
 - 5. Samples, if requested.
- B. Architect's Action on Comparable Products Submittal: If necessary, Architect will request additional information or documentation for evaluation, as specified in Section 013300 "Submittal Procedures."
 - 1. Form of Approval of Submittal: As specified in Section 013300 "Submittal Procedures."
 - 2. Use product specified if Architect does not issue a decision on use of a comparable product request within time allocated.
- C. Submittal Requirements, Two-Step Process: Approval by the Architect of Contractor's request for use of comparable product is not intended to satisfy other submittal requirements. Comply with specified submittal requirements.

PART 3 - EXECUTION (Not Used)

END OF SECTION 016000

(This Page intentionally left blank)

SECTION 017700 - CLOSEOUT PROCEDURES

PART 1 - GENERAL

1.1 RELATED DOCUMENTS

- A. Drawings and general provisions of the Contract, including General and Supplementary Conditions and other Division 01 Specification Sections, apply to this Section.

1.2 SUMMARY

- A. Section includes administrative and procedural requirements for Contract closeout, including, but not limited to, the following:
 - 1. Substantial Completion procedures.
 - 2. Final completion procedures.
 - 3. Warranties.
 - 4. Final cleaning.
- B. Related Requirements:
 - 1. Section 012900 "Payment Procedures" for requirements for Applications for Payment for Substantial Completion and Final Completion.
 - 2. Section 013233 "Photographic Documentation" for submitting Final Completion construction photographic documentation.
 - 3. Section 017823 "Operation and Maintenance Data" for additional operation and maintenance manual requirements.
 - 4. Section 017839 "Project Record Documents" for submitting Record Drawings, Record Specifications, and Record Product Data.
 - 5. Section 017900 "Demonstration and Training" for requirements to train the Owner's maintenance personnel to adjust, operate, and maintain products, equipment, and systems.

1.3 DEFINITIONS

- A. List of Incomplete Items: Contractor-prepared list of items to be completed or corrected, prepared for the Architect's use prior to Architect's inspection, to determine if the Work is substantially complete.

1.4 ACTION SUBMITTALS

- A. Product Data: For each type of cleaning agent.
- B. Contractor's List of Incomplete Items: Initial submittal at Substantial Completion.

- C. Certified List of Incomplete Items: Final submittal at Final Completion.

1.5 CLOSEOUT SUBMITTALS

- A. Certificates of Release: From authorities having jurisdiction.
- B. Certificate of Insurance: For continuing coverage.
- C. Field Report: For pest-control inspection.

1.6 MAINTENANCE MATERIAL SUBMITTALS

- A. Schedule of Maintenance Material Items: For maintenance material submittal items required by other Sections.

1.7 SUBSTANTIAL COMPLETION PROCEDURES

- A. Contractor's List of Incomplete Items: Prepare and submit a list of items to be completed and corrected (Contractor's "punch list"), indicating the value of each item on the list and reasons why the Work is incomplete.
- B. Submittals Prior to Substantial Completion: Complete the following a minimum of 10 days prior to requesting inspection for determining date of Substantial Completion. List items below that are incomplete at time of request.
 - 1. Certificates of Release: Obtain and submit releases from authorities having jurisdiction, permitting Owner unrestricted use of the Work and access to services and utilities. Include occupancy permits, operating certificates, and similar releases.
 - 2. Submit closeout submittals specified in other Division 01 Sections, including Project Record Documents, operation and maintenance manuals, damage or settlement surveys, property surveys, and similar final record information.
 - 3. Submit closeout submittals specified in individual Sections, including specific warranties, workmanship bonds, maintenance service agreements, final certifications, and similar documents.
 - 4. Submit maintenance material submittals specified in individual Sections, including tools, spare parts, extra materials, and similar items, and deliver to location designated by Architect. Label with manufacturer's name and model number.
 - a. Schedule of Maintenance Material Items: Prepare and submit schedule of maintenance material submittal items, including name and quantity of each item and name and number of related Specification Section. Obtain Architect's signature for receipt of submittals.
 - 5. Submit testing, adjusting, and balancing records.
 - 6. Submit sustainable design submittals not previously submitted.

7. Submit changeover information related to Owner's occupancy, use, operation, and maintenance.
- C. Procedures Prior to Substantial Completion: Complete the following a minimum of 10 days prior to requesting inspection for determining date of Substantial Completion. List items below that are incomplete at time of request.
1. Advise Owner of pending insurance changeover requirements.
 2. Make final changeover of permanent locks and deliver keys to Owner. Advise Owner's personnel of changeover in security provisions.
 3. Complete startup and testing of systems and equipment.
 4. Perform preventive maintenance on equipment used prior to Substantial Completion.
 5. Instruct Owner's personnel in operation, adjustment, and maintenance of products, equipment, and systems. Submit demonstration and training video recordings specified in Section 017900 "Demonstration and Training."
 6. Advise Owner of changeover in utility services.
 7. Participate with Owner in conducting inspection and walkthrough with local emergency responders.
 8. Terminate and remove temporary facilities from Project site, along with mockups, construction tools, and similar elements.
 9. Complete final cleaning requirements.
 10. Touch up paint and otherwise repair and restore marred exposed finishes to eliminate visual defects.
- D. Inspection: Submit a written request for inspection to determine Substantial Completion a minimum of 10 days prior to date the Work will be completed and ready for final inspection and tests. On receipt of request, Architect will either proceed with inspection or notify Contractor of unfulfilled requirements. Architect will prepare the Certificate of Substantial Completion after inspection or will notify Contractor of items, either on Contractor's list or additional items identified by Architect, that must be completed or corrected before certificate will be issued.
1. Request reinspection when the Work identified in previous inspections as incomplete is completed or corrected.
 2. Results of completed inspection will form the basis of requirements for Final Completion.

1.8 FINAL COMPLETION PROCEDURES

- A. Submittals Prior to Final Completion: Before requesting final inspection for determining Final Completion, complete the following:
1. Submit a final Application for Payment in accordance with Section 012900 "Payment Procedures."
 2. Certified List of Incomplete Items: Submit certified copy of Architect's Substantial Completion inspection list of items to be completed or corrected (punch list), endorsed and dated by Architect. Certified copy of the list shall state that each item has been completed or otherwise resolved for acceptance.

3. Certificate of Insurance: Submit evidence of final, continuing insurance coverage complying with insurance requirements.
 4. Submit pest-control final inspection report.
 5. Submit Final Completion photographic documentation.
- B. Inspection: Submit a written request for final inspection to determine acceptance a minimum of 10 days prior to date the Work will be completed and ready for final inspection and tests. On receipt of request, Architect will either proceed with inspection or notify Contractor of unfulfilled requirements. Architect will prepare a final Certificate for Payment after inspection or will notify Contractor of construction that must be completed or corrected before certificate will be issued.
1. Request reinspection when the Work identified in previous inspections as incomplete is completed or corrected.

1.9 LIST OF INCOMPLETE ITEMS

- A. Organization of List: Include name and identification of each space and area affected by construction operations for incomplete items and items needing correction including, if necessary, areas disturbed by Contractor that are outside the limits of construction.
1. Organize list of spaces in sequential order, listed by room or space number.
 2. Organize items applying to each space by major element, including categories for ceilings, individual walls, floors, equipment, and building systems.
 3. Include the following information at the top of each page:
 - a. Project name.
 - b. Date.
 - c. Name of Architect.
 - d. Name of Contractor.
 - e. Page number.
 4. Submit list of incomplete items in the following format:
 - a. MS Excel Electronic File: Architect will return annotated file.
 - b. PDF Electronic File: Architect will return annotated file.
 - c. Web-Based Project Software Upload: Utilize software feature for creating and updating list of incomplete items (punch list).
 - d. Three Paper Copies: Architect will return two copies.

1.10 SUBMITTAL OF PROJECT WARRANTIES

- A. Time of Submittal: Submit written warranties on request of Architect for designated portions of the Work where warranties are indicated to commence on dates other than date of Substantial Completion, or when delay in submittal of warranties might limit Owner's rights under warranty.

- B. Partial Occupancy: Submit properly executed warranties within 15 days of completion of designated portions of the Work that are completed and occupied or used by Owner during construction period by separate agreement with Contractor.
- C. Organize warranty documents into an orderly sequence based on the table of contents of Project Manual.
- D. Warranty Electronic File: Provide warranties and bonds in PDF format. Assemble complete warranty and bond submittal package into a single electronic PDF file with bookmarks enabling navigation to each item. Provide bookmarked table of contents at beginning of document.
 - 1. Submit on digital media acceptable to Architect.
- E. Warranties in Paper Form:
 - 1. Bind warranties and bonds in heavy-duty, three-ring, vinyl-covered, loose-leaf binders, thickness as necessary to accommodate contents, and sized to receive 8-1/2-by-11-inch paper.
 - 2. Provide heavy paper dividers with plastic-covered tabs for each separate warranty. Mark tab to identify the product or installation. Provide a typed description of the product or installation, including the name of the product and the name, address, and telephone number of Installer.
 - 3. Identify each binder on the front and spine with the typed or printed title "WARRANTIES," Project name, and name of Contractor.
- F. Provide additional copies of each warranty to include in operation and maintenance manuals.

PART 2 - PRODUCTS

2.1 MATERIALS

- A. Cleaning Agents: Use cleaning materials and agents recommended by manufacturer or fabricator of the surface to be cleaned. Do not use cleaning agents that are potentially hazardous to health or property or that might damage finished surfaces.
 - 1. Use cleaning products that comply with Green Seal's GS-37, or if GS-37 is not applicable, use products that comply with the California Code of Regulations maximum allowable VOC levels.

PART 3 - EXECUTION

3.1 FINAL CLEANING

- A. General: Perform final cleaning. Conduct cleaning and waste-removal operations to comply with local laws and ordinances and Federal and local environmental and antipollution regulations.
- B. Cleaning: Employ experienced workers or professional cleaners for final cleaning. Clean each surface or unit to condition expected in an average commercial building cleaning and maintenance program. Comply with manufacturer's written instructions.
 - 1. Complete the following cleaning operations before requesting inspection for certification of Substantial Completion for entire Project or for a designated portion of Project:
 - a. Clean Project site of rubbish, waste material, litter, and other foreign substances.
 - b. Sweep paved areas broom clean. Remove petrochemical spills, stains, and other foreign deposits.
 - c. Rake grounds that are not planted, mulched, or paved to a smooth, even-textured surface.
 - d. Remove tools, construction equipment, machinery, and surplus material from Project site.
 - e. Remove snow and ice to provide safe access to building.
 - f. Clean exposed exterior and interior hard-surfaced finishes to a dirt-free condition, free of stains, films, and similar foreign substances. Avoid disturbing natural weathering of exterior surfaces. Restore reflective surfaces to their original condition.
 - g. Remove debris and surface dust from limited-access spaces, including roofs, plenums, shafts, trenches, equipment vaults, manholes, attics, and similar spaces.
 - h. Clean flooring, removing debris, dirt, and staining; clean according to manufacturer's recommendations.
 - i. Vacuum and mop concrete.
 - j. Vacuum carpet and similar soft surfaces, removing debris and excess nap; clean according to manufacturer's recommendations if visible soil or stains remain.
 - k. Clean transparent materials, including mirrors and glass in doors and windows. Remove glazing compounds and other noticeable, vision-obscuring materials. Polish mirrors and glass, taking care not to scratch surfaces.
 - l. Remove labels that are not permanent.
 - m. Wipe surfaces of mechanical and electrical equipment and similar equipment. Remove excess lubrication, paint and mortar droppings, and other foreign substances.

- n. Clean plumbing fixtures to a sanitary condition, free of stains, including stains resulting from water exposure.
 - o. Replace disposable air filters and clean permanent air filters. Clean exposed surfaces of diffusers, registers, and grills.
 - p. Clean ducts, blowers, and coils.
 - q. Clean luminaires, lamps, globes, and reflectors to function with full efficiency.
 - r. Clean strainers.
 - s. Leave Project clean and ready for occupancy.
- C. Pest Control: Comply with pest control requirements in Section 015000 "Temporary Facilities and Controls." Prepare written report.
- D. Construction Waste Disposal: Properly dispose of all construction waste as required by Authority Having Jurisdiction.

3.2 REPAIR OF THE WORK

- A. Complete repair and restoration operations required by Section 017300 "Execution" before requesting inspection for determination of Substantial Completion.

END OF SECTION 017700

(This Page intentionally left blank)

SECTION 017823 - OPERATION AND MAINTENANCE DATA

PART 1 - GENERAL

1.1 RELATED DOCUMENTS

- A. Drawings and general provisions of the Contract, including General and Supplementary Conditions and other Division 01 Specification Sections, apply to this Section.

1.2 SUMMARY

- A. Section includes administrative and procedural requirements for preparing operation and maintenance manuals, including the following:
 - 1. Operation and maintenance documentation directory manuals.
 - 2. Emergency manuals.
 - 3. Systems and equipment operation manuals.
 - 4. Systems and equipment maintenance manuals.
 - 5. Product maintenance manuals.
- B. Related Requirements:
 - 1. Section 013300 "Submittal Procedures" for submitting copies of submittals for operation and maintenance manuals.

1.3 DEFINITIONS

- A. System: An organized collection of parts, equipment, or subsystems united by regular interaction.
- B. Subsystem: A portion of a system with characteristics similar to a system.

1.4 CLOSEOUT SUBMITTALS

- A. Submit operation and maintenance manuals indicated. Provide content for each manual as specified in individual Specification Sections, and as reviewed and approved at the time of Section submittals. Submit reviewed manual content formatted and organized as required by this Section.
 - 1. Architect and Commissioning Authority will comment on whether content of operation and maintenance submittals is acceptable.
 - 2. Where applicable, clarify and update reviewed manual content to correspond to revisions and field conditions.
- B. Format: Submit operation and maintenance manuals in the following format:

1. Submit on digital media acceptable to Architect by email to Architect. Enable reviewer comments on draft submittals.
 2. Submit three paper copies. Architect will return two copies.
- C. Initial Manual Submittal: Submit draft copy of each manual at least 30 days before commencing demonstration and training. Architect and Commissioning Authority will comment on whether general scope and content of manual are acceptable.
- D. Final Manual Submittal: Submit each manual in final form prior to requesting inspection for Substantial Completion and at least 15 days before commencing demonstration and training. Architect and Commissioning Authority will return copy with comments.
1. Correct or revise each manual to comply with Architect's[and Commissioning Authority's] comments. Submit copies of each corrected manual within [15] <Insert number> days of receipt of Architect's[and Commissioning Authority's] comments and prior to commencing demonstration and training.
- E. Comply with Section 017700 "Closeout Procedures" for schedule for submitting operation and maintenance documentation.

1.5 FORMAT OF OPERATION AND MAINTENANCE MANUALS

- A. Manuals, Electronic Files: Submit manuals in the form of a multiple file composite electronic PDF file for each manual type required.
1. Electronic Files: Use electronic files prepared by manufacturer where available. Where scanning of paper documents is required, configure scanned file for minimum readable file size.
 2. File Names and Bookmarks: Bookmark individual documents based on file names. Name document files to correspond to system, subsystem, and equipment names used in manual directory and table of contents. Group documents for each system and subsystem into individual composite bookmarked files, then create composite manual, so that resulting bookmarks reflect the system, subsystem, and equipment names in a readily navigated file tree. Configure electronic manual to display bookmark panel on opening file.
- B. Manuals, Paper Copy: Submit manuals in the form of hard-copy, bound and labeled volumes.
1. Binders: Heavy-duty, three-ring, vinyl-covered, loose-leaf binders, in thickness necessary to accommodate contents, sized to hold 8-1/2-by-11-inch paper; with clear plastic sleeve on spine to hold label describing contents and with pockets inside covers to hold folded oversize sheets.
 - a. If two or more binders are necessary to accommodate data of a system, organize data in each binder into groupings by subsystem and related components. Cross-reference other binders if necessary to provide essential information for proper operation or maintenance of equipment or system.

- b. Identify each binder on front and spine, with printed title "OPERATION AND MAINTENANCE MANUAL," Project title or name, and subject matter of contents, and indicate Specification Section number on bottom of spine. Indicate volume number for multiple-volume sets.
2. Dividers: Heavy-paper dividers with plastic-covered tabs for each section of the manual. Mark each tab to indicate contents. Include typed list of products and major components of equipment included in the section on each divider, cross-referenced to Specification Section number and title of Project Manual.
3. Protective Plastic Sleeves: Transparent plastic sleeves designed to enclose diagnostic software storage media for computerized electronic equipment. Enclose title pages and directories in clear plastic sleeves.
4. Supplementary Text: Prepared on 8-1/2-by-11-inch white bond paper.
5. Drawings: Attach reinforced, punched binder tabs on drawings and bind with text.
 - a. If oversize drawings are necessary, fold drawings to same size as text pages and use as foldouts.
 - b. If drawings are too large to be used as foldouts, fold and place drawings in labeled envelopes and bind envelopes in rear of manual. At appropriate locations in manual, insert typewritten pages indicating drawing titles, descriptions of contents, and drawing locations.

1.6 REQUIREMENTS FOR EMERGENCY, OPERATION, AND MAINTENANCE MANUALS

- A. Organization of Manuals: Unless otherwise indicated, organize each manual into a separate section for each system and subsystem, and a separate section for each piece of equipment not part of a system. Each manual shall contain the following materials, in the order listed:

1. Title page.
2. Table of contents.
3. Manual contents.

- B. Title Page: Include the following information:

1. Subject matter included in manual.
2. Name and address of Project.
3. Name and address of Owner.
4. Date of submittal.
5. Name and contact information for Contractor.
6. Name and contact information for Construction Manager.
7. Name and contact information for Architect.
8. Name and contact information for Commissioning Authority.
9. Names and contact information for major consultants to the Architect that designed the systems contained in the manuals.
10. Cross-reference to related systems in other operation and maintenance manuals.

- C. Table of Contents: List each product included in manual, identified by product name, indexed to the content of the volume, and cross-referenced to Specification Section number in Project Manual.
 - 1. If operation or maintenance documentation requires more than one volume to accommodate data, include comprehensive table of contents for all volumes in each volume of the set.
- D. Manual Contents: Organize into sets of manageable size. Arrange contents alphabetically by system, subsystem, and equipment. If possible, assemble instructions for subsystems, equipment, and components of one system into a single binder.
- E. Identification: In the documentation directory and in each operation and maintenance manual, identify each system, subsystem, and piece of equipment with same designation used in the Contract Documents. If no designation exists, assign a designation according to ASHRAE Guideline 4, "Preparation of Operating and Maintenance Documentation for Building Systems."

1.7 OPERATION AND MAINTENANCE DOCUMENTATION DIRECTORY MANUAL

- A. Operation and Maintenance Documentation Directory: Prepare a separate manual that provides an organized reference to emergency, operation, and maintenance manuals. List items and their location to facilitate ready access to desired information. Include the following:
 - 1. List of Systems and Subsystems: List systems alphabetically. Include references to operation and maintenance manuals that contain information about each system.
 - 2. List of Equipment: List equipment for each system, organized alphabetically by system. For pieces of equipment not part of system, list alphabetically in separate list.
 - 3. Tables of Contents: Include a table of contents for each emergency, operation, and maintenance manual.

1.8 EMERGENCY MANUALS

- A. Emergency Manual: Assemble a complete set of emergency information indicating procedures for use by emergency personnel and by Owner's operating personnel for types of emergencies indicated.
- B. Content: Organize manual into a separate section for each of the following:
 - 1. Type of emergency.
 - 2. Emergency instructions.
 - 3. Emergency procedures.

- C. Type of Emergency: Where applicable for each type of emergency indicated below, include instructions and procedures for each system, subsystem, piece of equipment, and component:
 - 1. Fire.
 - 2. Flood.
 - 3. Gas leak.
 - 4. Water leak.
 - 5. Power failure.
 - 6. Water outage.
 - 7. System, subsystem, or equipment failure.
 - 8. Chemical release or spill.
- D. Emergency Instructions: Describe and explain warnings, trouble indications, error messages, and similar codes and signals. Include responsibilities of Owner's operating personnel for notification of Installer, supplier, and manufacturer to maintain warranties.
- E. Emergency Procedures: Include the following, as applicable:
 - 1. Instructions on stopping.
 - 2. Shutdown instructions for each type of emergency.
 - 3. Operating instructions for conditions outside normal operating limits.
 - 4. Required sequences for electric or electronic systems.
 - 5. Special operating instructions and procedures.

1.9 SYSTEMS AND EQUIPMENT OPERATION MANUALS

- A. Systems and Equipment Operation Manual: Assemble a complete set of data indicating operation of each system, subsystem, and piece of equipment not part of a system. Include information required for daily operation and management, operating standards, and routine and special operating procedures.
 - 1. Engage a factory-authorized service representative to assemble and prepare information for each system, subsystem, and piece of equipment not part of a system.
 - 2. Prepare a separate manual for each system and subsystem, in the form of an instructional manual for use by Owner's operating personnel.
- B. Content: In addition to requirements in this Section, include operation data required in individual Specification Sections and the following information:
 - 1. System, subsystem, and equipment descriptions. Use designations for systems and equipment indicated on Contract Documents.
 - 2. Performance and design criteria if Contractor has delegated design responsibility.
 - 3. Operating standards.
 - 4. Operating procedures.
 - 5. Operating logs.
 - 6. Wiring diagrams.

7. Control diagrams.
8. Piped system diagrams.
9. Precautions against improper use.
10. License requirements including inspection and renewal dates.

C. Descriptions: Include the following:

1. Product name and model number. Use designations for products indicated on Contract Documents.
2. Manufacturer's name.
3. Equipment identification with serial number of each component.
4. Equipment function.
5. Operating characteristics.
6. Limiting conditions.
7. Performance curves.
8. Engineering data and tests.
9. Complete nomenclature and number of replacement parts.

D. Operating Procedures: Include the following, as applicable:

1. Startup procedures.
2. Equipment or system break-in procedures.
3. Routine and normal operating instructions.
4. Regulation and control procedures.
5. Instructions on stopping.
6. Normal shutdown instructions.
7. Seasonal and weekend operating instructions.
8. Required sequences for electric or electronic systems.
9. Special operating instructions and procedures.

E. Systems and Equipment Controls: Describe the sequence of operation, and diagram controls as installed.

F. Piped Systems: Diagram piping as installed, and identify color coding where required for identification.

1.10 SYSTEMS AND EQUIPMENT MAINTENANCE MANUALS

A. Systems and Equipment Maintenance Manuals: Assemble a complete set of data indicating maintenance of each system, subsystem, and piece of equipment not part of a system. Include manufacturers' maintenance documentation, preventive maintenance procedures and frequency, repair procedures, wiring and systems diagrams, lists of spare parts, and warranty information.

1. Engage a factory-authorized service representative to assemble and prepare information for each system, subsystem, and piece of equipment not part of a system.
2. Prepare a separate manual for each system and subsystem, in the form of an instructional manual for use by Owner's operating personnel.

- B. Content: For each system, subsystem, and piece of equipment not part of a system, include source information, manufacturers' maintenance documentation, maintenance procedures, maintenance and service schedules, spare parts list and source information, maintenance service contracts, and warranties and bonds as described below.
- C. Source Information: List each system, subsystem, and piece of equipment included in manual, identified by product name and arranged to match manual's table of contents. For each product, list name, address, and telephone number of Installer or supplier and maintenance service agent, and cross-reference Specification Section number and title in Project Manual and drawing or schedule designation or identifier where applicable.
- D. Manufacturers' Maintenance Documentation: Include the following information for each component part or piece of equipment:
 - 1. Standard maintenance instructions and bulletins; include only sheets pertinent to product or component installed. Mark each sheet to identify each product or component incorporated into the Work. If data include more than one item in a tabular format, identify each item using appropriate references from the Contract Documents. Identify data applicable to the Work and delete references to information not applicable.
 - a. Prepare supplementary text if manufacturers' standard printed data are not available and where the information is necessary for proper operation and maintenance of equipment or systems.
 - 2. Drawings, diagrams, and instructions required for maintenance, including disassembly and component removal, replacement, and assembly.
 - 3. Identification and nomenclature of parts and components.
 - 4. List of items recommended to be stocked as spare parts.
- E. Maintenance Procedures: Include the following information and items that detail essential maintenance procedures:
 - 1. Test and inspection instructions.
 - 2. Troubleshooting guide.
 - 3. Precautions against improper maintenance.
 - 4. Disassembly; component removal, repair, and replacement; and reassembly instructions.
 - 5. Aligning, adjusting, and checking instructions.
 - 6. Demonstration and training video recording, if available.
- F. Maintenance and Service Schedules: Include service and lubrication requirements, list of required lubricants for equipment, and separate schedules for preventive and routine maintenance and service with standard time allotment.
 - 1. Scheduled Maintenance and Service: Tabulate actions for daily, weekly, monthly, quarterly, semiannual, and annual frequencies.
 - 2. Maintenance and Service Record: Include manufacturers' forms for recording maintenance.

- G. Spare Parts List and Source Information: Include lists of replacement and repair parts, with parts identified and cross-referenced to manufacturers' maintenance documentation and local sources of maintenance materials and related services.
- H. Maintenance Service Contracts: Include copies of maintenance agreements with name and telephone number of service agent.
- I. Warranties and Bonds: Include copies of warranties and bonds and lists of circumstances and conditions that would affect validity of warranties or bonds.
 - 1. Include procedures to follow and required notifications for warranty claims.
- J. Drawings: Prepare drawings supplementing manufacturers' printed data to illustrate the relationship of component parts of equipment and systems and to illustrate control sequence and flow diagrams. Coordinate these drawings with information contained in record Drawings to ensure correct illustration of completed installation.
 - 1. Do not use original project record documents as part of maintenance manuals.

1.11 PRODUCT MAINTENANCE MANUALS

- A. Product Maintenance Manual: Assemble a complete set of maintenance data indicating care and maintenance of each product, material, and finish incorporated into the Work.
- B. Content: Organize manual into a separate section for each product, material, and finish. Include source information, product information, maintenance procedures, repair materials and sources, and warranties and bonds, as described below.
- C. Source Information: List each product included in manual, identified by product name and arranged to match manual's table of contents. For each product, list name, address, and telephone number of Installer or supplier and maintenance service agent, and cross-reference Specification Section number and title in Project Manual and drawing or schedule designation or identifier where applicable.
- D. Product Information: Include the following, as applicable:
 - 1. Product name and model number.
 - 2. Manufacturer's name.
 - 3. Color, pattern, and texture.
 - 4. Material and chemical composition.
 - 5. Reordering information for specially manufactured products.
- E. Maintenance Procedures: Include manufacturer's written recommendations and the following:
 - 1. Inspection procedures.
 - 2. Types of cleaning agents to be used and methods of cleaning.
 - 3. List of cleaning agents and methods of cleaning detrimental to product.
 - 4. Schedule for routine cleaning and maintenance.

- 5. Repair instructions.
- F. Repair Materials and Sources: Include lists of materials and local sources of materials and related services.
- G. Warranties and Bonds: Include copies of warranties and bonds and lists of circumstances and conditions that would affect validity of warranties or bonds.
 - 1. Include procedures to follow and required notifications for warranty claims.

PART 2 - PRODUCTS (Not Used)

PART 3 - EXECUTION (Not Used)

END OF SECTION

SECTION 017839 - PROJECT RECORD DOCUMENTS

PART 1 - GENERAL

1.1 RELATED DOCUMENTS

- A. Drawings and general provisions of the Contract, including General and Supplementary Conditions and other Division 01 Specification Sections, apply to this Section.

1.2 SUMMARY

- A. Section includes administrative and procedural requirements for Project Record Documents, including the following:
 - 1. Record Drawings.
 - 2. Record specifications.
 - 3. Record Product Data.
 - 4. Miscellaneous record submittals.
- B. Related Requirements:
 - 1. Section 011200 "Multiple Contract Summary" for coordinating Project Record Documents covering the Work of multiple contracts.
 - 2. Section 017300 "Execution" for final property survey.
 - 3. Section 017700 "Closeout Procedures" for general closeout procedures.
 - 4. Section 017823 "Operation and Maintenance Data" for operation and maintenance manual requirements.

1.3 CLOSEOUT SUBMITTALS

- A. Record Drawings: Comply with the following:
 - 1. Number of Copies: Submit one set(s) of marked-up record prints.
 - 2. Number of Copies: Submit copies of Record Drawings as follows:
 - a. Final Submittal:
 - 1) Submit three paper-copy set(s) of marked-up record prints.
 - 2) Submit PDF electronic files of scanned Record Prints and three set(s) of file prints.
 - 3) Print each drawing, whether or not changes and additional information were recorded.
 - b. Final Submittal:
 - 1) Submit one paper-copy set(s) of marked-up record prints.

- 2) Submit Record Digital Data Files
 - 3) Plot each drawing file, whether or not changes and additional information were recorded.
- B. Record Specifications: Submit annotated PDF electronic files of Project's Specifications, including addenda and Contract modifications.
- C. Record Product Data: Submit annotated PDF electronic files and directories of each submittal.
1. Where record Product Data are required as part of operation and maintenance manuals, submit duplicate marked-up Product Data as a component of manual.
- D. Miscellaneous Record Submittals: See other Specification Sections for miscellaneous record-keeping requirements and submittals in connection with various construction activities. Submit annotated PDF electronic files and directories of each submittal.

1.4 RECORD DRAWINGS

- A. Record Prints: Maintain one set of marked-up paper copies of the Contract Drawings and Shop Drawings, incorporating new and revised drawings as modifications are issued.
1. Preparation: Mark record prints to show the actual installation, where installation varies from that shown originally. Require individual or entity who obtained record data, whether individual or entity is Installer, subcontractor, or similar entity, to provide information for preparation of corresponding marked-up record prints.
 - a. Give particular attention to information on concealed elements that would be difficult to identify or measure and record later.
 - b. Accurately record information in an acceptable drawing technique.
 - c. Record data as soon as possible after obtaining it.
 - d. Record and check the markup before enclosing concealed installations.
 - e. Cross-reference record prints to corresponding photographic documentation.
 2. Content: Types of items requiring marking include, but are not limited to, the following:
 - a. Dimensional changes to Drawings.
 - b. Revisions to details shown on Drawings.
 - c. Depths of foundations.
 - d. Locations and depths of underground utilities.
 - e. Revisions to routing of piping and conduits.
 - f. Revisions to electrical circuitry.
 - g. Actual equipment locations.
 - h. Duct size and routing.
 - i. Locations of concealed internal utilities.
 - j. Changes made by Change Order or Construction Work Change Directive.

- k. Changes made following Architect's written orders.
 - l. Details not on the original Contract Drawings.
 - m. Field records for variable and concealed conditions.
 - n. Record information on the Work that is shown only schematically.
 - 3. Mark the Contract Drawings and Shop Drawings completely and accurately. Use personnel proficient at recording graphic information in production of marked-up record prints.
 - 4. Mark record prints with erasable, red-colored pencil. Use other colors to distinguish between changes for different categories of the Work at same location.
 - 5. Mark important additional information that was either shown schematically or omitted from original Drawings.
 - 6. Note Construction Change Directive numbers, alternate numbers, Change Order numbers, and similar identification, where applicable.
- B. Record Digital Data Files: Immediately before inspection for Certificate of Substantial Completion, review marked-up record prints with Architect. When authorized, prepare a full set of corrected digital data files of the Contract Drawings, as follows:
- 1. Format: Same digital data software program, version, and operating system as for the original Contract Drawings.
 - 2. Format: DWG, Version 2018, Microsoft Windows operating system.
 - 3. Format: Annotated PDF electronic file with comment function enabled.
 - 4. Incorporate changes and additional information previously marked on record prints. Delete, redraw, and add details and notations where applicable.
 - 5. Refer instances of uncertainty to Architect for resolution.
 - 6. Architect will furnish Contractor with one set of digital data files of the Contract Drawings for use in recording information.
 - a. See Section 013100 "Project Management and Coordination" for requirements related to use of Architect's digital data files.
 - b. Architect will provide data file layer information. Record markups in separate layers.
- C. Format: Identify and date each Record Drawing; include the designation "PROJECT RECORD DRAWING" in a prominent location.
- 1. Record Prints: Organize record prints into manageable sets. Bind each set with durable paper cover sheets. Include identification on cover sheets.
 - 2. Format: Annotated PDF electronic file with comment function enabled.
 - 3. Record Digital Data Files: Organize digital data information into separate electronic files that correspond to each sheet of the Contract Drawings. Name each file with the sheet identification. Include identification in each digital data file.
 - 4. Identification: As follows:
 - a. Project name.
 - b. Date.
 - c. Designation "PROJECT RECORD DRAWINGS."

- d. Name of Architect.
- e. Name of Contractor.

1.5 RECORD SPECIFICATIONS

- A. Preparation: Mark Specifications to indicate the actual product installation, where installation varies from that indicated in Specifications, addenda, and Contract modifications.
 - 1. Give particular attention to information on concealed products and installations that cannot be readily identified and recorded later.
 - 2. Mark copy with the proprietary name and model number of products, materials, and equipment furnished, including substitutions and product options selected.
 - 3. Record the name of manufacturer, supplier, Installer, and other information necessary to provide a record of selections made.
 - 4. For each principal product, indicate whether Record Product Data has been submitted in operation and maintenance manuals instead of submitted as Record Product Data.
 - 5. Note related Change Orders, Record Product Data, and Record Drawings where applicable.
- B. Format: Submit record specifications as annotated PDF electronic file.

1.6 RECORD PRODUCT DATA

- A. Recording: Maintain one copy of each submittal during the construction period for Project Record Document purposes. Post changes and revisions to Project Record Documents as they occur; do not wait until end of Project.
- B. Preparation: Mark Product Data to indicate the actual product installation where installation varies substantially from that indicated in Product Data submittal.
 - 1. Give particular attention to information on concealed products and installations that cannot be readily identified and recorded later.
 - 2. Include significant changes in the product delivered to Project site and changes in manufacturer's written instructions for installation.
 - 3. Note related Change Orders, Record Specifications, and Record Drawings where applicable.
- C. Format: Submit Record Product Data as annotated PDF electronic file.
 - 1. Include Record Product Data directory organized by Specification Section number and title, electronically linked to each item of Record Product Data.

1.7 MISCELLANEOUS RECORD SUBMITTALS

- A. Assemble miscellaneous records required by other Specification Sections for miscellaneous record keeping and submittal in connection with actual performance of the Work. Bind or file miscellaneous records and identify each, ready for continued use and reference.
- B. Format: Submit miscellaneous record submittals as PDF electronic file.
 - 1. Include miscellaneous record submittals directory organized by Specification Section number and title, electronically linked to each item of miscellaneous record submittals.

1.8 MAINTENANCE OF RECORD DOCUMENTS

- A. Maintenance of Record Documents: Store Record Documents in the field office apart from the Contract Documents used for construction. Do not use Project Record Documents for construction purposes. Maintain Record Documents in good order and in a clean, dry, legible condition, protected from deterioration and loss. Provide access to Project Record Documents for Architect's reference during normal working hours.

PART 2 - PRODUCTS (Not Used)

PART 3 - EXECUTION (Not Used)

END OF SECTION 017839

(This Page intentionally left blank)

SECTION 024119 - SELECTIVE DEMOLITION

PART 1 - GENERAL

1.1 RELATED DOCUMENTS

- A. Drawings and general provisions of the Contract, including General and Supplementary Conditions and Division 01 Specification Sections, apply to this Section.

1.2 SUMMARY

A. Section Includes:

1. Demolition and removal of selected interior materials and finishes.
2. Salvage of existing items to be reused or recycled.

B. Related Requirements:

1. Section 011000 "Summary" for restrictions on the use of the premises, Owner-occupancy requirements, and phasing requirements.

1.3 DEFINITIONS

- A. Remove: Detach items from existing construction and legally dispose of them off-site unless indicated to be removed and salvaged or removed and reinstalled.
- B. Remove and Salvage: Carefully detach from existing construction, in a manner to prevent damage, and deliver to Owner ready for reuse.
- C. Remove and Reinstall: Detach items from existing construction, prepare for reuse, and reinstall where indicated.
- D. Existing to Remain: Existing items of construction that are not to be permanently removed and that are not otherwise indicated to be removed, removed and salvaged, or removed and reinstalled.

1.4 MATERIALS OWNERSHIP

- A. Unless otherwise indicated, demolition waste becomes property of Contractor.
- B. Historic items, relics, antiques, and similar objects including, but not limited to, cornerstones and their contents, commemorative plaques and tablets, and other items of interest or value to Owner that may be uncovered during demolition remain the property of Owner.

1. Carefully salvage in a manner to prevent damage and promptly return to Owner.

1.5 PREINSTALLATION MEETINGS

- A. Predemolition Conference: Conduct conference at Project site.
 1. Inspect and discuss condition of construction to be selectively demolished.
 2. Review structural load limitations of existing structure.
 3. Review and finalize selective demolition schedule and verify availability of materials, demolition personnel, equipment, and facilities needed to make progress and avoid delays.
 4. Review requirements of work performed by other trades that rely on substrates exposed by selective demolition operations.
 5. Review areas where existing construction is to remain and requires protection.

1.6 INFORMATIONAL SUBMITTALS

- A. Proposed Protection Measures: Submit report, including drawings, that indicates the measures proposed for protecting individuals and property , for noise control. Indicate proposed locations and construction of barriers.
- B. Schedule of Selective Demolition Activities: Indicate the following:
 1. Detailed sequence of selective demolition and removal work, with starting and ending dates for each activity. Ensure Owner's on-site operations are uninterrupted.
 2. Interruption of utility services. Indicate how long utility services will be interrupted.
 3. Coordination for shutoff, capping, and continuation of utility services.
 4. Use of elevator and stairs.
 5. Coordination of Owner's continuing occupancy of portions of existing building and of Owner's partial occupancy of completed Work.
- C. Inventory: Submit a list of items to be removed and salvaged and deliver to Owner prior to start of demolition.
- D. Predemolition Photographs or Video: Submit before Work begins.
- E. Warranties: Documentation indicated that existing warranties are still in effect after completion of selective demolition.

1.7 CLOSEOUT SUBMITTALS

- A. Inventory: Submit a list of items that have been removed and salvaged.
- B. Landfill Records: Indicate receipt and acceptance of hazardous wastes by a landfill facility licensed to accept hazardous wastes.

1.8 QUALITY ASSURANCE

- A. Refrigerant Recovery Technician Qualifications: Certified by an EPA-approved certification program.

1.9 FIELD CONDITIONS

- A. Owner will occupy portions of building immediately adjacent to selective demolition area. Conduct selective demolition so Owner's operations will not be disrupted.
- B. Conditions existing at time of inspection for bidding purpose will be maintained by Owner as far as practical.
 - 1. Before selective demolition, Owner will remove the following items:
 - a. loose furniture and equipment.
- C. Notify Architect of discrepancies between existing conditions and Drawings before proceeding with selective demolition.
- D. Hazardous Materials: It is not expected that hazardous materials will be encountered in the Work.
 - 1. If suspected hazardous materials are encountered, do not disturb; immediately notify Architect and Owner. Hazardous materials will be removed by Owner under a separate contract.
- E. Storage or sale of removed items or materials on-site is not permitted.
- F. Utility Service: Maintain existing utilities indicated to remain in service and protect them against damage during selective demolition operations.
 - 1. Maintain fire-protection facilities in service during selective demolition operations.

1.10 WARRANTY

- A. Notify warrantor on completion of selective demolition, and obtain documentation verifying that existing system has been inspected and warranty remains in effect. Submit documentation at Project closeout.

PART 2 - PRODUCTS

2.1 PERFORMANCE REQUIREMENTS

- A. Regulatory Requirements: Comply with governing EPA notification regulations before beginning selective demolition. Comply with hauling and disposal regulations of authorities having jurisdiction.
- B. Standards: Comply with ANSI/ASSE A10.6 and NFPA 241.

PART 3 - EXECUTION

3.1 EXAMINATION

- A. Verify that utilities have been disconnected and capped before starting selective demolition operations.
- B. Review record documents of existing construction provided by Owner. Owner does not guarantee that existing conditions are same as those indicated in record documents.
- C. When unanticipated mechanical, electrical, or structural elements that conflict with intended function or design are encountered, investigate and measure the nature and extent of conflict. Promptly submit a written report to Architect.

3.2 UTILITY SERVICES AND MECHANICAL/ELECTRICAL SYSTEMS

- A. Existing Services/Systems to Remain: Maintain services/systems indicated to remain and protect them against damage.
 - 1. Comply with requirements for existing services/systems interruptions specified in Section 011000 "Summary."
- B. Existing Services/Systems to Be Removed, Relocated, or Abandoned: Locate, identify, disconnect, and seal or cap off indicated utility services and mechanical/electrical systems serving areas to be selectively demolished.
 - 1. Owner will arrange to shut off indicated services/systems when requested by Contractor.
 - 2. If services/systems are required to be removed, relocated, or abandoned, provide temporary services/systems that bypass area of selective demolition and that maintain continuity of services/systems to other parts of building.
 - 3. Disconnect, demolish, and remove fire-suppression systems, plumbing, and HVAC systems, equipment, and components indicated to be removed.

- a. Piping to Be Removed: Remove portion of piping indicated to be removed and cap or plug remaining piping with same or compatible piping material.
 - b. Piping to Be Abandoned in Place: Drain piping and cap or plug piping with same or compatible piping material.
 - c. Equipment to Be Removed: Disconnect and cap services and remove equipment.
 - d. Equipment to Be Removed and Reinstalled: Disconnect and cap services and remove, clean, and store equipment; when appropriate, reinstall, reconnect, and make equipment operational.
 - e. Equipment to Be Removed and Salvaged: Disconnect and cap services and remove equipment and deliver to Owner.
 - f. Ducts to Be Removed: Remove portion of ducts indicated to be removed and plug remaining ducts with same or compatible ductwork material.
 - g. Ducts to Be Abandoned in Place: Cap or plug ducts with same or compatible ductwork material.
- C. Refrigerant: Remove refrigerant from mechanical equipment to be selectively demolished according to 40 CFR 82 and regulations of authorities having jurisdiction.

3.3 PREPARATION

- A. Site Access and Temporary Controls: Conduct selective demolition and debris-removal operations to ensure minimum interference with roads, streets, walks, walkways, and other adjacent occupied and used facilities.
- B. Temporary Facilities: Provide temporary barricades and other protection required to prevent injury to people and damage to adjacent buildings and facilities to remain.
 - 1. Provide protection to ensure safe passage of people around selective demolition area and to and from occupied portions of building.
 - 2. Provide temporary weather protection, during interval between selective demolition of existing construction on exterior surfaces and new construction, to prevent water leakage and damage to structure and interior areas.
 - 3. Protect walls, ceilings, floors, and other existing finish work that are to remain or that are exposed during selective demolition operations.
 - 4. Cover and protect furniture, furnishings, and equipment that have not been removed.
- C. Temporary Shoring: Provide and maintain shoring, bracing, and structural supports as required to preserve stability and prevent movement, settlement, or collapse of construction and finishes to remain, and to prevent unexpected or uncontrolled movement or collapse of construction being demolished.
 - 1. Strengthen or add new supports when required during progress of selective demolition.

3.4 SELECTIVE DEMOLITION, GENERAL

- A. General: Demolish and remove existing construction only to the extent required by new construction and as indicated. Use methods required to complete the Work within limitations of governing regulations and as follows:
1. Cut or drill from the exposed or finished side into concealed surfaces to avoid marring existing finished surfaces.
 2. Do not use cutting torches until work area is cleared of flammable materials. At concealed spaces, such as duct and pipe interiors, verify condition and contents of hidden space before starting flame-cutting operations. Maintain portable fire-suppression devices during flame-cutting operations.
 3. Maintain adequate ventilation when using cutting torches.
 4. Remove decayed, vermin-infested, or otherwise dangerous or unsuitable materials and promptly dispose of off-site.
 5. Locate selective demolition equipment and remove debris and materials so as not to impose excessive loads on supporting walls, floors, or framing.
 6. Dispose of demolished items and materials promptly.
- B. Removed and Salvaged Items:
1. Clean salvaged items.
 2. Pack or crate items after cleaning. Identify contents of containers.
 3. Store items in a secure area until delivery to Owner.
 4. Transport items to Owner's storage area designated by Owner.
 5. Protect items from damage during transport and storage.
- C. Removed and Reinstalled Items:
1. Clean and repair items to functional condition adequate for intended reuse.
 2. Pack or crate items after cleaning and repairing. Identify contents of containers.
 3. Protect items from damage during transport and storage.
 4. Reinstall items in locations indicated. Comply with installation requirements for new materials and equipment. Provide connections, supports, and miscellaneous materials necessary to make item functional for use indicated.
- D. Existing Items to Remain: Protect construction indicated to remain against damage and soiling during selective demolition. When permitted by Architect, items may be removed to a suitable, protected storage location during selective demolition and cleaned and reinstalled in their original locations after selective demolition operations are complete.

3.5 DISPOSAL OF DEMOLISHED MATERIALS

- A. General: Except for items or materials indicated to be reused, salvaged, reinstalled, or otherwise indicated to remain Owner's property, remove demolished materials from Project site and legally dispose of them in an EPA-approved landfill.

1. Do not allow demolished materials to accumulate on-site.
2. Remove and transport debris in a manner that will prevent spillage on adjacent surfaces and areas.
3. Remove debris from elevated portions of building by chute, hoist, or other device that will convey debris to grade level in a controlled descent.

B. Burning: Do not burn demolished materials.

3.6 CLEANING

- A. Clean adjacent structures and improvements of dust, dirt, and debris caused by selective demolition operations. Return adjacent areas to condition existing before selective demolition operations began.

END OF SECTION 024119

(This Page intentionally left blank)

SECTION 081416 - FLUSH WOOD DOORS

PART 1 - GENERAL

1.1 RELATED DOCUMENTS

- A. Drawings and general provisions of the Contract, including General and Supplementary Conditions and Division 01 Specification Sections, apply to this Section.

1.2 SUMMARY

- A. Section Includes:

- 1. Five-ply flush wood veneer-faced doors[and transom panels] for transparent finish.
 - 2. Factory priming finishing flush wood doors and frames.
 - 3. Factory fitting flush wood doors to frames and factory machining for hardware.

- B. Related Requirements:

- 1. Section 088000 "Glazing" for glass view panels in flush wood doors.

1.3 PREINSTALLATION MEETINGS

- A. Preinstallation Conference: Conduct conference at Project site.

1.4 ACTION SUBMITTALS

- A. Product Data: For each type of product, including the following:

- 1. Door core materials and construction.
 - 2. Door edge construction
 - 3. Door face type and characteristics.
 - 4. Door trim for openings.
 - 5. Door frame construction.
 - 6. Factory-machining criteria.
 - 7. Factory-priming finishing specifications.

- B. Shop Drawings: Indicate location, size, and hand of each door; elevation of each type of door; construction details not covered in Product Data; and the following:

- 1. Door schedule indicating door and frame location, type, size, fire protection rating, and swing.
 - 2. Door elevations, dimension and locations of hardware, lite and louver cutouts, and glazing thicknesses.

3. Details of frame for each frame type, including dimensions and profile.
4. Details of electrical raceway and preparation for electrified hardware, access control systems, and security systems.
5. Dimensions and locations of blocking for hardware attachment.
6. Dimensions and locations of mortises and holes for hardware.
7. Clearances and undercuts.
8. Requirements for veneer matching.
9. Doors to be factory finished and application requirements.
10. Apply AWI Quality Certification Program label to Shop Drawings.

C. Samples for Verification:

1. Factory finishes applied to actual door face materials, approximately 8 by 10 inches, for each material and finish. For each wood species and transparent finish, provide set of three Samples showing typical range of color and grain to be expected in finished Work.
2. Plastic laminate, 6 inches square, for each color, texture, and pattern selected.
3. Polymer edging, in manufacturer's standard colors.
4. Corner sections of doors, approximately 8 by 10 inches, with door faces and edges representing actual materials to be used.
5. Louver blade and frame sections, 6 inches long, for each material and finish specified.
6. Frames for light openings, 6 inches long, for each material, type, and finish required.

1.5 INFORMATIONAL SUBMITTALS

A. Qualification Data: For door inspector.

1. Fire-Rated Door Inspector: Submit documentation of compliance with NFPA 80, Section 5.2.3.1.
2. Egress Door Inspector: Submit documentation of compliance with NFPA 101, Section 7.2.1.15.4.
3. Submit copy of DHI's Fire and Egress Door Assembly Inspector (FDAI) certificate.

B. Field quality-control reports.

C. Sample Warranty: For special warranty.

1.6 CLOSEOUT SUBMITTALS

A. Record Documents: For fire-rated doors, list of door numbers and applicable room name and number to which door accesses.

1.7 QUALITY ASSURANCE

- A. Manufacturer's Certification: Licensed participant in AWI's Quality Certification Program.
- B. Fire-Rated Door Inspector Qualifications: Inspector for field quality-control inspections of fire-rated door assemblies shall comply with qualifications set forth in NFPA 80, Section 5.2.3.1 and the following:
 - 1. DHI's Fire and Egress Door Assembly Inspector (FDAI) certification.
- C. Egress Door Inspector Qualifications: Inspector for field quality-control inspections of egress door assemblies shall comply with qualifications set forth in NFPA 101, Section 7.2.1.15.4 and the following:
 - 1. DHI's Fire and Egress Door Assembly Inspector (FDAI) certification.

1.8 DELIVERY, STORAGE, AND HANDLING

- A. Comply with requirements of referenced standard and manufacturer's written instructions.
- B. Package doors individually in cardboard cartons, and wrap bundles of doors in plastic sheeting.
- C. Mark each door on top and bottom rail with opening number used on Shop Drawings.

1.9 FIELD CONDITIONS

- A. Environmental Limitations: Do not deliver or install doors until spaces are enclosed and weathertight, wet-work in spaces is complete and dry, and HVAC system is operating and maintaining temperature and relative humidity at levels designed for building occupants for the remainder of construction period.
- B. Environmental Limitations: Do not deliver or install doors until building is enclosed and weathertight, wet work is complete, and HVAC system is operating and maintaining temperature between 60 and 90 deg F and relative humidity between 25 and 55 percent during remainder of construction period.

1.10 WARRANTY

- A. Special Warranty: Manufacturer agrees to repair or replace doors and frames that fail in materials or workmanship within specified warranty period.
 - 1. Failures include, but are not limited to, the following:

- a. Delamination of veneer.
 - b. Warping (bow, cup, or twist) more than 1/4 inch in a 42-by-84-inch section.
 - c. Telegraphing of core construction in face veneers exceeding 0.01 inch in a 3-inch span.
- 2. Warranty shall also include installation and finishing that may be required due to repair or replacement of defective doors and frames.
 - 3. Warranty Period for Solid-Core Interior Doors: Life of installation.
 - 4. Warranty Period for Hollow-Core Interior Doors: Two year(s) from date of Substantial Completion.

PART 2 - PRODUCTS

2.1 MANUFACTURERS

- A. Source Limitations: Obtain flush wood doors from single manufacturer.

2.2 PERFORMANCE REQUIREMENTS

- A. Fire-Rated Wood Door and Frame Assemblies: Assemblies complying with NFPA 80 that are listed and labeled by a qualified testing agency acceptable to authorities having jurisdiction, for fire-protection ratings indicated on Drawings, based on testing at positive pressure in accordance with NFPA 252.

2.3 SOLID-CORE FIVE-PLY FLUSH WOOD VENEER-FACED DOORS AND TRANSOM PANELS FOR TRANSPARENT FINISH

- A. Interior Doors :
 - 1. Manufacturers: Subject to compliance with requirements, provide products by one of the following:
 - a. Eggers Industries.
 - b. Algoma Hardwoods, Inc.
 - c. Graham; an Assa Abloy Group company.
 - d. Marshfield Door Systems, Inc.
 - 2. Performance Grade: ANSI/WDMA I.S. 1A Heavy Duty.
 - 3. Architectural Woodwork Standards Grade A: .
 - 4. Faces: Single-ply wood veneer not less than 1/50 inch thick.
(G.C. shall field verify & match existing for all items below.)
 - a. Species: Red oak.
 - b. Cut: Plain sliced (flat sliced).

- c. Match between Veneer Leaves: Book match.
 - d. Assembly of Veneer Leaves on Door Faces: Running match.
 - e. [or separated only by mullions].
 - f. Room Match: Match door faces within each separate room or area of building. Corridor-door faces do not need to match where they are separated by 20 feet or more.
 - g. Exposed Vertical and Top Edges: Same species as faces - Architectural Woodwork Standards edge Type A.
 - h. Fire-Rated Single Doors: Provide edge construction with intumescent seals concealed by outer stile. Comply with specified requirements for exposed vertical edges.
 - i. Fire-Rated Pairs of Doors: Provide fire-retardant stiles that are listed and labeled for applications indicated without formed-steel edges and astragals. Provide stiles with concealed intumescent seals. Comply with specified requirements for exposed edges.
 - j. Fire-Rated Pairs of Doors: Provide formed-steel edges and astragals with intumescent seals.
 - 1) Finish steel edges and astragals with baked enamel[same color as doors].
5. Core for Non-Fire-Rated Doors:
- a. ANSI A208.1, Grade LD-1 particleboard.
 - 1) Provide doors with glued-wood-stave cores instead of particleboard cores for doors scheduled to receive exit devices in Section 087100 "Door Hardware."
 - b. Glued wood stave.
 - c. WDMA I.S. 10 structural composite lumber.
 - 1) Screw Withdrawal, Door Face: 550 lbf.
 - 2) Screw Withdrawal, Vertical Door Edge: 550 lbf.
6. Core for Fire-Rated Doors: As required to achieve fire-protection rating indicated on Drawings.
- a. Blocking for Mineral-Core Doors: Provide composite blocking with improved screw-holding capability approved for use in doors of fire-protection ratings indicated on Drawings as needed to eliminate through-bolting hardware.
 - 1) 5-inch top-rail blocking.
 - 2) 5-inch bottom-rail blocking, in doors indicated to have protection plates.
 - 3) 5-inch midrail blocking, in doors indicated to have armor plates.
 - 4) [4-1/2-by-10-inch lock blocks] [5-inch midrail blocking], in doors indicated to have exit devices.

7. Construction: Five plies, hot-pressed bonded (vertical and horizontal edging is bonded to core), with entire unit abrasive planed before veneering.

2.4 FABRICATION

- A. Factory fit doors to suit frame-opening sizes indicated.
 1. Comply with clearance requirements of referenced quality standard for fitting unless otherwise indicated.
 2. Comply with NFPA 80 requirements for fire-rated doors.
- B. Factory machine doors for hardware that is not surface applied.
 1. Locate hardware to comply with DHI-WDHS-3.
 2. Comply with final hardware schedules, door frame Shop Drawings, ANSI/BHMA-156.115-W, and hardware templates.
 3. Coordinate with hardware mortises in metal frames, to verify dimensions and alignment before factory machining.
 4. For doors scheduled to receive electrified locksets, provide factory-installed raceway and wiring to accommodate specified hardware.
 5. Metal Astragals: Factory machine astragals and formed-steel edges for hardware for pairs of fire-rated doors.

2.5 FACTORY PRIMING

- A. Doors for Opaque Finish: Factory prime faces, all four edges, edges of cutouts, and mortises with one coat of wood primer specified in Section 099113 "Exterior Painting." Section 099123 "Interior Painting."

2.6 FACTORY FINISHING

- A. Comply with referenced quality standard for factory finishing.
 1. Complete fabrication, including fitting doors for openings and machining for hardware that is not surface applied, before finishing.
 2. Finish faces, all four edges, edges of cutouts, and mortises.
 3. Stains and fillers may be omitted on concealed top and bottom edges, edges of cutouts, and mortises.
- B. Factory finish doors.
- C. Transparent Finish:
 1. Match Owner's existing standard
 2. Architectural Woodwork Standards Grade: Premium.
 3. Staining: As selected by Architect from manufacturer's full range; match Owner's standard.

4. Effect: Open-grain finish.
5. Sheen: Satin.

PART 3 - EXECUTION

3.1 EXAMINATION

- A. Examine doors and installed door frames, with Installer present, before hanging doors.
 1. Verify that installed frames comply with indicated requirements for type, size, location, and swing characteristics and have been installed with level heads and plumb jambs.
 2. Reject doors with defects.
- B. Proceed with installation only after unsatisfactory conditions have been corrected.

3.2 INSTALLATION

- A. Hardware: For installation, see Section 087100 "Door Hardware."
- B. Install doors and frames to comply with manufacturer's written instructions and referenced quality standard, and as indicated.
- C. Install frames level, plumb, true, and straight.
 1. Shim as required with concealed shims. Install level and plumb to a tolerance of 1/8 inch in 96 inches.
 2. Anchor frames to anchors or blocking built in or directly attached to substrates.
 - a. Secure with countersunk, concealed fasteners and blind nailing.
 - b. Use fine finishing nails or finishing screws for exposed fastening, countersunk and filled flush with woodwork.
 - 1) For factory-finished items, use filler matching finish of items being installed.
 3. Install fire-rated doors and frames in accordance with NFPA 80.
 4. Install smoke- and draft-control doors in accordance with NFPA 105.
- D. Job-Fitted Doors:
 1. Align and fit doors in frames with uniform clearances and bevels as indicated below.
 - a. Do not trim stiles and rails in excess of limits set by manufacturer or permitted for fire-rated doors.
 2. Machine doors for hardware.

3. Seal edges of doors, edges of cutouts, and mortises after fitting and machining.
 4. Clearances:
 - a. Provide 1/8 inch at heads, jambs, and between pairs of doors.
 - b. Provide 1/8 inch from bottom of door to top of decorative floor finish or covering unless otherwise indicated on Drawings.
 - c. Where threshold is shown or scheduled, provide 1/4 inch from bottom of door to top of threshold unless otherwise indicated.
 - d. Comply with NFPA 80 for fire-rated doors.
 5. Bevel non-fire-rated doors 1/8 inch in 2 inches at lock and hinge edges.
 6. Bevel fire-rated doors 1/8 inch in 2 inches at lock edge; trim stiles and rails only to extent permitted by labeling agency.
- E. Factory-Fitted Doors: Align in frames for uniform clearance at each edge.
- F. Factory-Finished Doors: Restore finish before installation if fitting or machining is required at Project site.

3.3 ADJUSTING

- A. Operation: Rehang or replace doors that do not swing or operate freely.
- B. Finished Doors: Replace doors that are damaged or that do not comply with requirements. Doors may be repaired or refinished if Work complies with requirements and shows no evidence of repair or refinishing.

END OF SECTION 081416

(This Page intentionally left blank)

SECTION 088000 - GLAZING

PART 1 - GENERAL

1.1 RELATED DOCUMENTS

- A. Drawings and general provisions of the Contract, including General and Supplementary Conditions and Division 01 Specification Sections, apply to this Section.

1.2 SUMMARY

- A. Section Includes:
 - 1. Glass for doors .
 - 2. Glazing sealants and accessories.
- B. Related Requirements:
 - 1. Section 088813 "Fire-Rated Glazing."

1.3 DEFINITIONS

- A. Glass Manufacturers: Firms that produce primary glass, fabricated glass, or both, as defined in referenced glazing publications.
- B. Glass Thicknesses: Indicated by thickness designations in millimeters according to ASTM C1036.
- C. IBC: International Building Code.
- D. Interspace: Space between lites of an insulating-glass unit.

1.4 COORDINATION

- A. Coordinate glazing channel dimensions to provide necessary bite on glass, minimum edge and face clearances, and adequate sealant thicknesses, with reasonable tolerances.

1.5 PREINSTALLATION MEETINGS

- A. Preinstallation Conference: Conduct conference at Project site.
 - 1. Review and finalize construction schedule and verify availability of materials, Installer's personnel, equipment, and facilities needed to make progress and avoid delays.

2. Review temporary protection requirements for glazing during and after installation.

1.6 ACTION SUBMITTALS

- A. Product Data: For each type of product.
- B. Glass Samples: For each type of glass product other than clear monolithic vision glass; 12 inches square.
- C. Glazing Schedule: List glass types and thicknesses for each size opening and location. Use same designations indicated on Drawings.
- D. Delegated-Design Submittal: For glass indicated to comply with performance requirements and design criteria, including analysis data signed and sealed by the qualified professional engineer responsible for their preparation.

1.7 INFORMATIONAL SUBMITTALS

- A. Qualification Data: For Installer manufacturers of insulating-glass units with sputter-coated, low-E coatings.
- B. Product Certificates: For glass.
- C. Product Test Reports: For insulating glass and glazing sealants, for tests performed by a qualified testing agency.
 1. For glazing sealants, provide test reports based on testing current sealant formulations within previous 36-month period.
- D. Preconstruction adhesion and compatibility test report.
- E. Sample Warranties: For special warranties.

1.8 QUALITY ASSURANCE

- A. Manufacturer Qualifications for Insulating-Glass Units with Sputter-Coated, Low-E Coatings: A qualified insulating-glass manufacturer who is approved by coated-glass manufacturer.
- B. Installer Qualifications: A qualified installer who employs glass installers for this Project who are certified under the National Glass Association's Certified Glass Installer Program.
- C. Glass Testing Agency Qualifications: A qualified independent testing agency accredited according to the NFRC CAP 1 Certification Agency Program.

- D. Sealant Testing Agency Qualifications: An independent testing agency qualified according to ASTM C1021 to conduct the testing indicated.

1.9 DELIVERY, STORAGE, AND HANDLING

- A. Protect glazing materials according to manufacturer's written instructions. Prevent damage to glass and glazing materials from condensation, temperature changes, direct exposure to sun, or other causes.
- B. Comply with insulating-glass manufacturer's written instructions for venting and sealing units to avoid hermetic seal ruptures due to altitude change.

1.10 FIELD CONDITIONS

- A. Environmental Limitations: Do not proceed with glazing when ambient and substrate temperature conditions are outside limits permitted by glazing material manufacturers and when glazing channel substrates are wet from rain, frost, condensation, or other causes.
 - 1. Do not install glazing sealants when ambient and substrate temperature conditions are outside limits permitted by sealant manufacturer or are below 40 deg F.

1.11 WARRANTY

- A. Manufacturer's Special Warranty for Coated-Glass Products: Manufacturer agrees to replace coated-glass units that deteriorate within specified warranty period. Deterioration of coated glass is defined as defects developed from normal use that are not attributed to glass breakage or to maintaining and cleaning coated glass contrary to manufacturer's written instructions. Defects include peeling, cracking, and other indications of deterioration in coating.
 - 1. Warranty Period: 10 years from date of Substantial Completion.
- B. Manufacturer's Special Warranty for Laminated Glass: Manufacturer agrees to replace laminated-glass units that deteriorate within specified warranty period. Deterioration of laminated glass is defined as defects developed from normal use that are not attributed to glass breakage or to maintaining and cleaning laminated glass contrary to manufacturer's written instructions. Defects include edge separation, delamination materially obstructing vision through glass, and blemishes exceeding those allowed by referenced laminated-glass standard.
 - 1. Warranty Period: 10 years from date of Substantial Completion.

- C. Manufacturer's Special Warranty for Insulating Glass: Manufacturer agrees to replace insulating-glass units that deteriorate within specified warranty period. Deterioration of insulating glass is defined as failure of hermetic seal under normal use that is not attributed to glass breakage or to maintaining and cleaning insulating glass contrary to manufacturer's written instructions. Evidence of failure is the obstruction of vision by dust, moisture, or film on interior surfaces of glass.
 - 1. Warranty Period: 10 years from date of Substantial Completion.
- D. .

PART 2 - PRODUCTS

2.1 MANUFACTURERS

- A. Manufacturers: Subject to compliance with requirements, provide products by one of the following:
 - 1. Cardinal Glass Industries.
 - 2. Guardian Glass; SunGuard.
 - 3. Oldcastle BuildingEnvelope.
 - 4. Pilkington North America.
 - 5. Viracon, Inc.
 - 6. .
- B. Source Limitations for Glass: Obtain from single source from single manufacturer for each glass type.
 - 1. Obtain tinted glass from single source from single manufacturer.
 - 2. Obtain reflective-coated glass from single source from single manufacturer.
- C. Source Limitations for Glazing Accessories: Obtain from single source from single manufacturer for each product and installation method.

2.2 PERFORMANCE REQUIREMENTS

- A. General: Installed glazing systems shall withstand normal thermal movement and wind and impact loads (where applicable) without failure, including loss or glass breakage attributable to the following: defective manufacture, fabrication, or installation; failure of sealants or gaskets to remain watertight and airtight; deterioration of glazing materials; or other defects in construction.
- B. Delegated Design: Engage a qualified professional engineer, as defined in Section 014000 "Quality Requirements," to design glazing.

- C. Structural Performance: Glazing shall withstand the following design loads within limits and under conditions indicated determined according to the IBC and ASTM E1300.
 - 1. Thickness of Patterned Glass: Base design of patterned glass on thickness at thinnest part of the glass.
 - 2. Probability of Breakage for Sloped Glazing: For glass surfaces sloped more than 15 degrees from vertical, design glass for a probability of breakage not greater than 0.001.
 - 3. Maximum Lateral Deflection: For glass supported on all four edges, limit center-of-glass deflection at design wind pressure to not more than 1/50 times the short-side length or 1 inch, whichever is less.
 - 4. Differential Shading: Design glass to resist thermal stresses induced by differential shading within individual glass lites.
- D. Safety Glazing: Where safety glazing is indicated, provide glazing that complies with 16 CFR 1201, Category II.
- E. Thermal and Optical Performance Properties: Provide glass with performance properties specified, as indicated in manufacturer's published test data, based on procedures indicated below:
 - 1. For monolithic-glass lites, properties are based on units with lites 6 mm thick.
 - 2. For laminated-glass lites, properties are based on products of construction indicated.
 - 3. For insulating-glass units, properties are based on units of thickness indicated for overall unit and for each lite.
 - 4. U-Factors: Center-of-glazing values, according to NFRC 100 and based on LBL's WINDOW 5.2 computer program, expressed as Btu/sq. ft. x h x deg F.
 - 5. Solar Heat-Gain Coefficient and Visible Transmittance: Center-of-glazing values, according to NFRC 200 and based on LBL's WINDOW 5.2 computer program.
 - 6. Visible Reflectance: Center-of-glazing values, according to NFRC 300.

2.3 GLASS PRODUCTS, GENERAL

- A. Glazing Publications: Comply with published recommendations of glass product manufacturers and organizations below unless more stringent requirements are indicated. See these publications for glazing terms not otherwise defined in this Section or in referenced standards.
 - 1. GANA Publications: "Laminated Glazing Reference Manual" and "Glazing Manual."
 - 2. AAMA Publications: AAMA GDSG-1, "Glass Design for Sloped Glazing," and AAMA TIR A7, "Sloped Glazing Guidelines."
 - 3. IGMA Publication for Sloped Glazing: IGMA TB-3001, "Guidelines for Sloped Glazing."

4. IGMA Publication for Insulating Glass: SIGMA TM-3000, "North American Glazing Guidelines for Sealed Insulating Glass Units for Commercial and Residential Use."
- B. Safety Glazing Labeling: Where safety glazing is indicated, permanently mark glazing with certification label of the SGCC the SGCC or another certification agency acceptable to authorities having jurisdiction or manufacturer. Label shall indicate manufacturer's name, type of glass, thickness, and safety glazing standard with which glass complies.
 - C. Insulating-Glass Certification Program: Permanently marked either on spacers or on at least one component lite of units with appropriate certification label of IGCC.
 - D. Thickness: Where glass thickness is indicated, it is a minimum. Provide glass that complies with performance requirements and is not less than the thickness indicated.
 1. Minimum Glass Thickness for Exterior Lites: 6 mm Insert thickness designation.
 2. Thickness of Tinted Glass: Provide same thickness for each tint color indicated throughout Project.
 - E. Strength: Where fully tempered float glass is indicated, provide fully tempered float glass.

2.4 GLASS PRODUCTS

- a. .
- b. .
- c. Insert manufacturer's name.
- d. .
- e. .
- f. .

2.5 INSULATING GLASS

- A. Insulating-Glass Units: Factory-assembled units consisting of sealed lites of glass separated by a dehydrated interspace, qualified according to ASTM E2190.
 1. Sealing System: Dual seal, with manufacturer's standard polyisobutylene and polysulfide polyisobutylene and silicone polyisobutylene and hot-melt butyl polyisobutylene and polyurethane Insert description primary and secondary sealants.
 2. Perimeter Spacer: Manufacturer's standard spacer material and construction Aluminum with mill or clear anodic finish Aluminum with black, color anodic finish Aluminum with bronze, color anodic finish Aluminum with powdered metal paint finish in color selected by Architect Galvanized steel Stainless steel Polypropylene-covered stainless steel in color selected by Architect Thermally broken aluminum Nonmetallic laminate Nonmetallic tube Silicone with integral desiccant and vapor barrier Insert material.

- a. Manufacturers: Subject to compliance with requirements, available manufacturers offering products that may be incorporated into the Work include, but are not limited to, the following:
 - 1) Technoform Glass Insulation NA, Inc.
 - 2) Thermix; a brand of Ensinger USA.
3. Desiccant: Molecular sieve or silica gel, or a blend of both.

2.6 GLAZING SEALANTS

A. General:

1. Compatibility: Compatible with one another and with other materials they contact, including glass products, seals of insulating-glass units, and glazing channel substrates, under conditions of service and application, as demonstrated by sealant manufacturer based on testing and field experience.
2. Suitability: Comply with sealant and glass manufacturers' written instructions for selecting glazing sealants suitable for applications indicated and for conditions existing at time of installation.
3. Colors of Exposed Glazing Sealants: As indicated by manufacturer's designations Match Architect's samples As selected by Architect from manufacturer's full range.

2.7 GLAZING TAPES

- A. Back-Bedding Mastic Glazing Tapes: Preformed, butyl-based, 100 percent solids elastomeric tape; nonstaining and nonmigrating in contact with nonporous surfaces; with or without spacer rod as recommended in writing by tape and glass manufacturers for application indicated; and complying with ASTM C1281 and AAMA 800 for products indicated below:
 1. AAMA 804.3 tape, where indicated.
 2. AAMA 806.3 tape, for glazing applications in which tape is subject to continuous pressure.
 3. AAMA 807.3 tape, for glazing applications in which tape is not subject to continuous pressure.
- B. Expanded Cellular Glazing Tapes: Closed-cell, PVC foam tapes; factory coated with adhesive on both surfaces; and complying with AAMA 800 for the following types:
 1. AAMA 810.1, Type 1, for glazing applications in which tape acts as the primary sealant.
 2. AAMA 810.1, Type 2, for glazing applications in which tape is used in combination with a full bead of liquid sealant.

2.8 MISCELLANEOUS GLAZING MATERIALS

- A. General: Provide products of material, size, and shape complying with referenced glazing standard, with requirements of manufacturers of glass and other glazing materials for application indicated, and with a proven record of compatibility with surfaces contacted in installation.
- B. Cleaners, Primers, and Sealers: Types recommended by sealant or gasket manufacturer.
- C. Setting Blocks:
 - 1. EPDM Silicone Neoprene Santoprene Insert type with a Shore A durometer hardness of 85, plus or minus 5.
 - 2. Type recommended by sealant or glass manufacturer.
- D. Spacers:
 - 1. Neoprene Insert type blocks or continuous extrusions of hardness required by glass manufacturer to maintain glass lites in place for installation indicated.
 - 2. Type recommended by sealant or glass manufacturer.
- E. Edge Blocks:
 - 1. EPDM Silicone Neoprene Santoprene Insert type with a Shore A durometer hardness per manufacturer's written instructions.
 - 2. Type recommended by sealant or glass manufacturer.
- F. Cylindrical Glazing Sealant Backing: ASTM C1330, Type O (open-cell material), of size and density to control glazing sealant depth and otherwise produce optimum glazing sealant performance.

2.9 FABRICATION OF GLAZING UNITS

- A. Fabricate glazing units in sizes required to fit openings indicated for Project, with edge and face clearances, edge and surface conditions, and bite complying with written instructions of product manufacturer and referenced glazing publications, to comply with system performance requirements.
 - 1. Allow for thermal movements from ambient and surface temperature changes acting on glass framing members and glazing components.
 - a. Temperature Change: 120 deg F, ambient; 180 deg F, .
- B. Clean-cut or flat-grind vertical edges of butt-glazed monolithic lites to produce square edges with slight chamfers at junctions of edges and faces.
- C. Grind smooth and polish exposed glass edges and corners.

PART 3 - EXECUTION

3.1 EXAMINATION

- A. Examine framing, glazing channels, and stops, with Installer present, for compliance with the following:
 - 1. Manufacturing and installation tolerances, including those for size, squareness, and offsets at corners.
 - 2. Presence and functioning of weep systems.
 - 3. Minimum required face and edge clearances.
 - 4. Effective sealing between joints of glass-framing members.
- B. Proceed with installation only after unsatisfactory conditions have been corrected.

3.2 PREPARATION

- A. Clean glazing channels and other framing members receiving glass immediately before glazing. Remove coatings not firmly bonded to substrates.
- B. Examine glazing units to locate exterior and interior surfaces. Label or mark units as needed so that exterior and interior surfaces are readily identifiable. Do not use materials that leave visible marks in the completed Work.

3.3 GLAZING, GENERAL

- A. Comply with combined written instructions of manufacturers of glass, sealants, gaskets, and other glazing materials, unless more stringent requirements are indicated, including those in referenced glazing publications.
- B. Protect glass edges from damage during handling and installation. Remove damaged glass from Project site and legally dispose of off Project site. Damaged glass includes glass with edge damage or other imperfections that, when installed, could weaken glass, impair performance, or impair appearance.
- C. Apply primers to joint surfaces where required for adhesion of sealants, as determined by preconstruction testing.
- D. Install setting blocks in sill rabbets, sized and located to comply with referenced glazing publications, unless otherwise required by glass manufacturer. Set blocks in thin course of compatible sealant suitable for heel bead.
- E. Do not exceed edge pressures stipulated by glass manufacturers for installing glass lites.
- F. Provide spacers for glass lites where length plus width is larger than 50 inches.

1. Locate spacers directly opposite each other on both inside and outside faces of glass. Install correct size and spacing to preserve required face clearances, unless gaskets and glazing tapes are used that have demonstrated ability to maintain required face clearances and to comply with system performance requirements.
 2. Provide 1/8-inch minimum bite of spacers on glass and use thickness equal to sealant width. With glazing tape, use thickness slightly less than final compressed thickness of tape.
- G. Provide edge blocking where indicated or needed to prevent glass lites from moving sideways in glazing channel, as recommended in writing by glass manufacturer and according to requirements in referenced glazing publications.
- H. Set glass lites in each series with uniform pattern, draw, bow, and similar characteristics.
- I. Set glass lites with proper orientation so that coatings face exterior or interior as specified.
- J. Where wedge-shaped gaskets are driven into one side of channel to pressurize sealant or gasket on opposite side, provide adequate anchorage so gasket cannot walk out when installation is subjected to movement.
- K. Square cut wedge-shaped gaskets at corners and install gaskets in a manner recommended by gasket manufacturer to prevent corners from pulling away; seal corner joints and butt joints with sealant recommended by gasket manufacturer.

3.4 TAPE GLAZING

- A. Position tapes on fixed stops so that, when compressed by glass, their exposed edges are flush with or protrude slightly above sightline of stops.
- B. Install tapes continuously, but not necessarily in one continuous length. Do not stretch tapes to make them fit opening.
- C. Cover vertical framing joints by applying tapes to heads and sills first, then to jambs. Cover horizontal framing joints by applying tapes to jambs, then to heads and sills.
- D. Place joints in tapes at corners of opening with adjoining lengths butted together, not lapped. Seal joints in tapes with compatible sealant approved by tape manufacturer.
- E. Do not remove release paper from tape until right before each glazing unit is installed.
- F. Apply heel bead of elastomeric sealant.
- G. Center glass lites in openings on setting blocks, and press firmly against tape by inserting dense compression gaskets formed and installed to lock in place against faces of removable stops. Start gasket applications at corners and work toward centers of openings.

- H. Apply cap bead of elastomeric sealant over exposed edge of tape.

3.5 GASKET GLAZING (DRY)

- A. Cut compression gaskets to lengths recommended by gasket manufacturer to fit openings exactly, with allowance for stretch during installation.
- B. Insert soft compression gasket between glass and frame or fixed stop so it is securely in place with joints miter cut and bonded together at corners.
- C. Installation with Drive-in Wedge Gaskets: Center glass lites in openings on setting blocks, and press firmly against soft compression gasket by inserting dense compression gaskets formed and installed to lock in place against faces of removable stops. Start gasket applications at corners and work toward centers of openings. Compress gaskets to produce a weathertight seal without developing bending stresses in glass. Seal gasket joints with sealant recommended by gasket manufacturer.
- D. Installation with Pressure-Glazing Stops: Center glass lites in openings on setting blocks, and press firmly against soft compression gasket. Install dense compression gaskets and pressure-glazing stops, applying pressure uniformly to compression gaskets. Compress gaskets to produce a weathertight seal without developing bending stresses in glass. Seal gasket joints with sealant recommended by gasket manufacturer.
- E. Install gaskets so they protrude past face of glazing stops.

3.6 SEALANT GLAZING (WET)

- A. Install continuous spacers, or spacers combined with cylindrical sealant backing, between glass lites and glazing stops to maintain glass face clearances and to prevent sealant from extruding into glass channel and blocking weep systems until sealants cure. Secure spacers or spacers and backings in place and in position to control depth of installed sealant relative to edge clearance for optimum sealant performance.
- B. Force sealants into glazing channels to eliminate voids and to ensure complete wetting or bond of sealant to glass and channel surfaces.
- C. Tool exposed surfaces of sealants to provide a substantial wash away from glass.

3.7 CLEANING AND PROTECTION

- A. Immediately after installation remove nonpermanent labels and clean surfaces.
- B. Protect glass from contact with contaminating substances resulting from construction operations. Examine glass surfaces adjacent to or below exterior concrete and other masonry surfaces at frequent intervals during construction, but not less than once a month, for buildup of dirt, scum, alkaline deposits, or stains.

1. If, despite such protection, contaminating substances do come into contact with glass, remove substances immediately as recommended in writing by glass manufacturer. Remove and replace glass that cannot be cleaned without damage to coatings.
- C. Remove and replace glass that is damaged during construction period.
- D. Wash glass on both exposed surfaces not more than four days before date scheduled for inspections that establish date of Substantial Completion. Wash glass as recommended in writing by glass manufacturer.

END OF SECTION

SECTION 090610 - ACOUSTIC WALL PANELS

PART 1 - GENERAL

1.1 SECTION INCLUDES

- A. Section 090000 Finishes

1.2 REFERENCES

- A. American Society for Testing and Materials (ASTM):
 - 1. ASTM C 209 - Test Methods for Cellulosic Fiber Insulating Board.
 - 2. ASTM C 518 - Standard Test Method for Steady-State Thermal Transmission Properties by Means of the Heat Flow Meter Apparatus.
 - 3. ASTM D 1037 - Test Methods of Evaluating Properties of Wood-Base Fiber and Particle Panel Materials.
 - 4. ASTM E 84 - Test Method for Surface Burning Characteristics of Building Materials.
 - 5. UL listed, File R5268.
- B. AATCC 16 - Colorfastness to light; American Association of Textile Chemists and Colorists.
- C. NFPA 701 - Standard Methods of Fire Tests for Flame Resistant Textiles and Films.
- D. UL Test No. 214 - Standard Tests for Flame Propagation of Fabrics and Films.

1.3 SUBMITTALS

- A. Submit under provisions of Section 013000.
- B. Product Data: Manufacturer's data sheets on each product to be used, including:
 - 1. Preparation instructions and recommendations.
 - 2. Storage and handling requirements and recommendations.
 - 3. Installation methods.
- C. Samples: Two each of manufacturer's full range of fabric colors applied to substrate material; 7 by 7 inches.
- D. Closeout Submittals: Maintenance and Cleaning instructions.

1.4 QUALITY ASSURANCE

- A. Manufacturer Qualifications: Minimum 10 years experience in producing sound-deadening boards.

1.5 DELIVERY, STORAGE, AND HANDLING

- A. Store products in manufacturer's unopened packaging with labels intact until ready for installation.
- B. Inspect the materials upon delivery to assure that specified products have been received. Report damaged material immediately to the delivering carrier and note such damage on the carrier's freight bill of lading.
- C. Store materials in a dry place, indoors, on raised platform protected from weather damage.

1.6 PROJECT CONDITIONS

- A. Maintain environmental conditions (temperature, humidity, and ventilation) within limits recommended by manufacturer for optimum results. Do not install products under environmental conditions outside manufacturer's absolute limits.
- B. Acclimatize panels to existing moisture conditions and for not less than 24 hours before installation. Comply with manufacturer's recommendations for acclimatization.

PART 2 - PRODUCTS

2.1 MANUFACTURERS

- A. Acceptable Manufacturer: Homasote Company; 932 Lower Ferry Road, West Trenton, NJ 08628. Tel: (800) 257-9491. Tel: (609) 883-3300. Fax: (609) 883-3497. Email: sales@homasote.com. Website: www.homasote.com.
- B. Requests for substitutions will be considered in accordance with provisions of Section 016000.
- C. Substitutions: permitted.
- D. Provide all fabric-covered acoustical wall panels from a single manufacturer.

2.2 MATERIALS

- A. Homasote DesignWall550 Panel: Class A fire-rated N.C.F.R.Homasote substrate; a molded, recycled post-consumer paper, cellulose fiber structural panel. Physical properties of substrate are as follows:
1. Thickness: 1/2 inch, 4' x 8'.
 2. Density: 34-40 pcf (544-640 kg/cu. m) tested in accordance with ASTM C 209.
 3. Tensile Strength: When tested in accordance with ASTM C 209: a.
 - Parallel: 400-700 psi.
 - a. Transverse: 600-900 psi.
 4. Hardness (Janka Ball): 275 lbs tested in accordance with ASTM D 1037.
 5. Water Absorption by Volume: When tested in accordance with ASTM C 209:
 - a. 2 hour immersion: 7 percent maximum.
 6. Expansion: 50 to 90 percent relative humidity, 0.30 percent in accordance with ASTM C 209.
 7. Thermal Resistance: When tested in accordance with ASTM C 209 per ASTM C 518:
 - a. R-value: .85 for 1/2 inch thick board.
 8. Noise reduction coefficient (NRC): 0.20
 9. Flame Spread: 0 to 25 tested in accordance with ASTM E 84, Class I or A.
- B. Fabric: FR701® as manufactured by Guilford of Maine. Physical properties as follows:
1. Content: 100% percent polyester.
 2. Weight: 16.0 lbs. +/- 0.5 lbs. per linear yard.
 3. Tensile strength: 150 lbs. min.
 4. Tear strength: 30 lbs. min.
 5. Colorfastness to light: No less than Grade 4 after 40 hours, per AATCC 16, Option A.
 6. Colorfastness to Crocking: Class 4 min.-dry; Class 4 min.-wet.
 7. Moisture regain - .5% max.
 8. ASTM E84: Class A.
 9. NFPA-701 Passes.
 10. UL Test No. 214: Passes.
 11. FAA (Para.25.853B): Passes.
 12. NY/NJ Port Authority (FMTS 191-5903): Passes.
 13. Boston Fire Code BFD IX-1: Passes.
 14. State of Massachusetts 527 CMR 21.00: Passes.
 15. State of California Tech Bulletin 117 Section E (CS-191-53): Passes.
 16. GSA-PBS: Passes.
 17. Color (Refer to construction documents for locations.):

- a. 418 Claret Accent
 - b. 238 Grey Mix
- C. Edge detail: Fabric wrapped along all edges. Fabric is adhered to face of the substrate.

2.3 ACCESSORIES

- A. Adhesive: APA approved panel adhesive.
- B. Wall Panel Fasteners:
 - 1. Nails: Color coordinated or decorative for paneling. Length required penetrating wood framing 3/4 inch minimum.
 - 2. Screws:
 - a. General: 20 gauge or heavier, self-tapping drywall type steel screw.
 - b. Wood Framing: Coarse thread drywall type wood screw, length as required to penetrate framing 3/4 inch minimum.
 - c. Metal Framing: 22-25 gauge, drywall type steel screw.
 - d. Decorative exposed fasteners determined by architect/specifier.

PART 3 - EXECUTION

3.1 EXAMINATION

- A. Examine substrates upon which work will be installed.
- B. Verify framing member spacing complies with manufacturer's requirements depending on substrates and installation methods.
- C. If substrate preparation is the responsibility of another installer, notify Architect of unsatisfactory preparation before proceeding.
- D. Verify what environmental conditions are, and will continue to be maintained in accordance with manufacturer's recommendations.
- E. Starting work by installer is acceptance of substrate and environmental conditions.

3.2 PREPARATION

- A. Follow manufacturer's instructions by separating and allowing panels to be exposed to environmental temperature and humidity conditions for not less than 24 hours before start of installation.
- B. Temporarily position DesignWall550 panels in place and request architects' approval, to ensure that desired appearance is obtained.

3.3 INSTALLATION

- A. Install in accordance with manufacturer's instructions.
- B. Install only clean dry panels. Do not install wet panels.
- C. Refer to manufacturer's installation instructions for proper procedures regarding the cutting and painting of the panel.
- D. Wall Panel Installation: Space panel joints 1/8 inch apart; 1/4 inch space at floors, ceilings, and window and door frames. Install gypsum wallboard or other wall finish panels first so that finish panel joints are staggered and do not coincide with DesignWall550 joints. Install in accordance with finish panel manufacturer's installation recommendations.

3.4 PROTECTION

- A. Protect installed products until completion of project.
- B. Touch-up, repair, or replace damaged products before Substantial Completion.

3.5 CLEANING

- A. Comply with manufacturer's recommendations for panel cleaning procedures.
- B. Comply with manufacturer's recommendations for repairing damaged panels..
- C. Replace panels that cannot be repaired.

3.6 END OF SECTION 090610

- A.
- B.
- C.
- D.
- E.
- F.
- G.
- H. (This Page intentionally left blank)

SECTION 095000

Acoustical Ceilings

PART 1 - GENERAL

1.1 RELATED DOCUMENTS

- 1.2 Drawings and general conditions of Contract, including General and Supplementary Conditions and Divisions-1 Specification sections apply to work of this section.**SUMMARY**

1.3 |A. Section Includes

1. Acoustical ceiling panels
2. Exposed grid suspension system
3. Wire hangers, fasteners, main runners, cross tees, and wall angle moldings
4. Perimeter Trim

B. Related Sections

1. Section 095100 - Acoustical Ceilings
2. Section 095113 - Acoustical Fabric-Faced Panel Ceilings
3. Section 095300 - Acoustical Ceiling Suspension Assemblies
4. Section 092000 - Plaster and Gypsum Board
5. Section 018113 - Sustainable Design Requirements
6. Section 018119 - Indoor Air Quality Requirements
7. Section 024200 - Removal and Salvage of Construction Materials
8. Divisions 23 - HVAC Air Distribution
9. Division 26 - Electrical

C. Alternates

1. Prior Approval: Unless otherwise provided for in the Contract documents, proposed product substitutions may be submitted no later than TEN (10) working days prior to the date established for receipt of bids. Acceptability of a proposed substitution is contingent upon the Architect's review of the proposal for acceptability and approved products will be set forth by the Addenda. If included in a Bid are substitute products that have not been approved by Addenda, the specified products shall be provided without additional compensation.

2. Submittals that do not provide adequate data for the product evaluation will not be considered. The proposed substitution must meet all requirements of this section, including but not necessarily limited to, the following: Single source materials suppliers (if specified in Section 1.5); Underwriters' Laboratories Classified Acoustical performance; Panel design, size, composition, color, and finish; Suspension system component profiles and sizes; Compliance with the referenced standards.

1.4 REFERENCES

A. American Society for Testing and Materials (ASTM):

1. ASTM A 1008 Standard Specification for Steel, Sheet, Cold Rolled, Carbon, Structural, High-Strength Low-Alloy and High-Strength Low-Alloy with Improved Formability
2. ASTM A 641 Standard Specification for Zinc-Coated (Galvanized) Carbon Steel Wire
3. ASTM A 653 Standard Specification for Steel Sheet, Zinc-Coated (Galvanized) by the Hot-Dip Process
4. ASTM C 423 Sound Absorption and Sound Absorption Coefficients by the Reverberation Room Method
5. ASTM C 635 Standard Specification for Metal Suspension Systems for Acoustical Tile and Lay-in Panel Ceilings
6. ASTM C 636 Recommended Practice for Installation of Metal Ceiling Suspension Systems for Acoustical Tile and Lay-in Panels
7. ASTM D 3273 Standard Test Method for Resistance to Growth of Mold on the Surface of Interior Coatings in an Environmental Chamber
8. ASTM E 84 Standard Test Method for Surface Burning Characteristics of Building Materials
9. ASTM E 119 Standard Test Methods for Fire Tests of Building Construction and Material
- A. Armstrong Fire Guard Products
10. ASTM E 580 Installation of Metal Suspension Systems in Areas Requiring Moderate Seismic Restraint
11. ASTM E 1111 Standard Test Method for Measuring the Interzone Attenuation of Ceilings Systems
12. ASTM E 1414 Standard Test Method for Airborne Sound Attenuation Between Rooms Sharing a Common Ceiling Plenum
13. ASTM E 1264 Classification for Acoustical Ceiling Products

B. International Building Code

C. ASHRAE Standard 62.1-2004, Ventilation for Acceptable Indoor Air Quality

D. NFPA 70 National Electrical Code

E. ASCE 7 American Society of Civil Engineers, Minimum Design Loads for Buildings and Other Structures

- F. International Code Council-Evaluation Services - AC 156 Acceptance Criteria for Seismic Qualification Testing of Non-structural Components
- G. International Code Council-Evaluation Services Report - Seismic Engineer Report
 - 1. ESR 1308 - Armstrong Suspension Systems
- H. International Association of Plumbing and Mechanical Officials - Seismic Engineer Report
 - 1. 0244 - Armstrong Single Span Suspension System
- I. California Department of Public Health CDPH/EHLB Emission Standard Method Version 1.1 2010
- J. LEED - Leadership in Energy and Environmental Design is a set of rating systems for the design, construction, operation, and maintenance of green buildings
- K. International Well Building Standard
- L. Mindful Materials
- M. Living Building Challenge
- N. U.S. Department of Agriculture BioPreferred program (USDA BioPreferred).

1.5 SYSTEM DESCRIPTION

Discontinuous/Open Plenum

1.6 SUBMITTALS

- A. Product Data: Submit manufacturer's technical data for each type of acoustical ceiling unit and suspension system required.
- B. Samples: Minimum 6 inch x 6 inch samples of specified acoustical panel; 8 inch long samples of exposed wall molding and suspension system, including main runner and 4 foot cross tees.
- C. Shop Drawings: Layout and details of acoustical ceilings show locations of items that are to be coordinated with, or supported by the ceilings.
- D. Acoustical Certifications: Manufacturer's certifications that products comply with specified requirements, including laboratory reports showing compliance with specified tests and standards. For acoustical performance, each carton of material must carry an approved independent laboratory classification of NRC, CAC, and AC.
 - a. If the material supplied by the acoustical subcontractor does not have an Underwriter's Laboratory classification of acoustical performance on every carton, subcontractor shall be required to send material from every production run appearing on the job to an independent or NVLAP approved laboratory for testing, at the architect's or owner's discretion. All products not conforming to manufacturer's current published values must be removed, disposed of and replaced with complying product at the expense of the Contractor performing the work.

1.7 QUALITY ASSURANCE

- A. Single-Source Responsibility: Provide acoustical panel units and grid components by a single manufacturer.
 - 1. Fire Performance Characteristics: Identify acoustical ceiling components with appropriate markings of applicable testing and inspecting organization.
 - 2. Surface Burning Characteristics: As follows, tested per ASTM E 84 and complying with ASTM E 1264 Classification.
 - 3. Fire Resistance: As follows tested per ASTM E119 and listed in the appropriate floor or roof design in the Underwriters Laboratories Fire Resistance Directory
- B. Acoustical Panels: As with other architectural features located at the ceiling, may obstruct or skew the planned fire sprinkler water distribution pattern through possibly delay or accelerate the

activation of the sprinkler or fire detection systems by channeling heat from a fire either toward or away from the device. Designers and installers are advised to consult a fire protection engineer, NFPA 13, or their local codes for guidance where automatic fire detection and suppression systems are present.

C. Coordination of Work: Coordinate acoustical ceiling work with installers of related work including, but not limited to building insulation, gypsum board, light fixtures, mechanical systems, electrical systems, and sprinklers.

1.8 DELIVERY, STORAGE AND HANDLING

A. Deliver acoustical ceiling units to project site in original, unopened packages and store them in a fully enclosed space where they will be protected against damage from moisture, direct sunlight, surface contamination, and other causes.

B. Before installing acoustical ceiling units, permit them to reach room temperature and a stabilized moisture content.

C. Handle acoustical ceiling units carefully to avoid chipping edges or damaged units in any way.

1.9 PROJECT CONDITIONS

A. Space Enclosure:

Standard Ceilings: Do not install interior ceilings until space is enclosed and weatherproof; wet work in place is completed and nominally dry; work above ceilings is complete; and ambient conditions of temperature and humidity are continuously maintained at values near those intended for final occupancy. Building areas to receive ceilings shall be free of construction dust and debris.

HumiGuard Plus Ceilings: Building areas to receive ceilings shall be free of construction dust and debris. Products with HumiGuard Plus performance and hot dipped galvanized steel, aluminum or stainless steel suspension systems can be installed up to 120°F (49°C) and in spaces before the building is enclosed, where HVAC systems are cycled or not operating. Cannot be used in exterior applications where standing water is present or where moisture will come in direct contact with the ceiling.

HumiGuard Max Ceilings: Building areas to receive ceilings shall be free of construction dust and debris. Ceilings with HumiGuard Max performance can be installed in conditions up to 120°F (49°C) and maximum humidity exposure including outdoor applications, and other standing water applications, so long as they are installed with either SS Prelude Plus, AL Prelude Plus, or Prelude Plus Fire Guard XL suspension systems. Products with HumiGuard Max performance can be installed in exterior applications, where standing water is present, or where moisture will come in direct contact with the ceiling. Only Ceramaguard with AL Prelude Plus suspension system can be installed over swimming pools.

1.10 ALTERNATE CONSTRUCTION WASTE DISPOSAL

A. Ceiling material being reclaimed must be kept dry and free from debris.

B. Contact the Armstrong Recycle Center a consultant will verify the condition of the material and that it meets the Armstrong requirements for recycling. The Armstrong consultant will provide assistance to facilitate the recycling of the ceiling.

1.11 WARRANTY

A. Acoustical Panel: Submit a written warranty executed by the manufacturer, agreeing to repair or replace panels that fail within the warranty period. Failures include, but are not limited to the following:

1. Acoustical Panels: Sagging and warping
2. Grid System: Rusting and manufacturer's defects

B. Warranty Period:

1. Acoustical panels: Ten (10) years from date of substantial completion
2. Suspension: Ten (10) years from date of substantial completion
3. Ceiling System: Thirty (30) years from date of substantial completion

C. The Warranty shall not deprive the Owner of other rights the Owner may have under other provisions of the Contract Documents and will be in addition to and run concurrent with other warranties made by the Contractor under the requirements of the Contract Documents.

1.12 MAINTENANCE

A. Extra Materials: Deliver extra materials to Owner. Furnish extra materials described below that match products installed. Packaged with protective covering for storage and identified with appropriate labels.

1. Acoustical Ceiling Units: Furnish quality of full-size units equal to 5.0 percent of amount installed.

PART 2 - PRODUCTS

2.1 MANUFACTURERS

A. Ceiling Panels:

2. USG Corporation

2.2.1 ACOUSTICAL CEILING UNITS

A. USG Radar Basic 2120 acoustical panels; or *ACT-1*: Painted mineral fiber, with the following characteristics:

- a. Application(s): *Acoustical Ceiling Tiles*
- b. Classification: ASTM E1264 Type III.
 - 1) Form(s): Includes the following, as applicable to each product specified.

(b) Form 2 - Water felted.

- 2) Pattern(s): Includes the following, as applicable to each product specified.

(b) B - Perforated, randomly spaced large holes.

- c. Thickness: 5/8"
- d. Recycled Content: 24-25%
- e. Material Ingredients Transparency: Products included in the USG EcoBlueprint Program.
- f. Low Emissions (VOC): Greenguard-certified products.
- g. Products:

- 1) USG Corporation; Radar Basic FIRECODE 5/8" Panels:
www.usg.com/ceilings/#sle.

B. USG Radar Illusion 2842 acoustical panels; or ACT-2: Painted mineral fiber, with the following characteristics:

- a. Application(s): *Acoustical Ceiling Tiles*
- b. Classification: ASTM E1264 Type III.
 - 1) Form(s): Includes the following, as applicable to each product specified.
 - (b) Form 2 - Water felted.
 - 2) Pattern(s): Includes the following, as applicable to each product specified.
 - (b) B - Perforated, randomly spaced large holes.
- c. Thickness: 3/4"
- d. Recycled Content: 26-27%
- e. Material Ingredients Transparency: Products included in the USG EcoBlueprint Program.
- f. Low Emissions (VOC): Greenguard-certified products.
- g. Products:
 - 1) USG Corporation; Radar Illusion FIRECODE 3/4" Panels:
www.usg.com/ceilings/#sle.
 - (a) Face-Cut Pattern: Two/24.

PART 3 - EXECUTION

3.1 EXAMINATION

A. Do not proceed with installation until all wet work such as concrete, terrazzo, plastering and painting has been completed and thoroughly dried out, unless expressly permitted by manufacturer's printed recommendations. (Exception: HumiGuard Max Ceilings)

3.2 PREPARATION

A. Measure each ceiling area and establish layout of acoustical units to balance border widths at opposite edges of each ceiling. Avoid use of less than half width units at borders, and comply with reflected ceiling plans. Coordinate panel layout with mechanical and electrical fixtures.

B. Coordination: Furnish layouts for preset inserts, clips, and other ceiling anchors whose installation is specified in other sections.

1. Furnish concrete inserts and similar devices to other trades for installation well in advance of time needed for coordination of other work.

3.3 INSTALLATION

A. Follow manufacturer installation instructions.

- B. Install suspension system and panels in accordance with the manufacturer's instructions, and in compliance with ASTM C 636 and with the authorities having jurisdiction.
- C. Suspend main beam from overhead construction with hanger wires spaced 4'-0" on center along the length of the main runner. Install hanger wires plumb and straight.
- D. Install wall moldings at intersection of suspended ceiling and vertical surfaces. Miter corners where wall moldings intersect or install corner caps.
- E. For reveal edge panels: Cut and reveal or rabbet edges of ceiling panels at border areas and vertical surfaces.
- F. Install acoustical panels in coordination with suspended system, with edges resting on flanges of main runner and cross tees. Cut and fit panels neatly against abutting surfaces. Support edges by wall moldings.

3.4 ADJUSTING AND CLEANING

- A. Replace damaged and broken panels.
- B. Clean exposed surfaces of acoustical ceilings, including trim, edge moldings, and suspension members. Comply with manufacturer's instructions for cleaning and touch up of minor finish damage. Remove any ceiling products that cannot be successfully cleaned and or repaired. Replace with attic stock or new product to eliminate evidence of damage.
- C. Before disposing of ceilings, contact the Armstrong Recycling Center at 877-276-7876, select option #1 then #8 to review with a consultant the condition and location of building where the ceilings will be removed. The consultant will verify the condition of the material and that it meets the Armstrong requirements for recycling. The Armstrong consultant will provide assistance to facilitate the recycle of the ceiling.

SECTION 096513 - RESILIENT BASE AND ACCESSORIES

PART 1 - GENERAL

A. RELATED DOCUMENTS

- B. Drawings and general provisions of the Contract, including General and Supplementary Conditions and Division 01 Specification Sections, apply to this Section.

1.2 SUMMARY

A. Section Includes:

1. Vinyl base.
2. Vinyl stair accessories.
3. Vinyl molding accessories.

1.3 SUBMITTALS

- A. Product Data: For each type of product indicated.
- B. Samples for Verification: For each type of product indicated, in manufacturer's standard-size samples of each resilient product color, texture, and pattern required.

1.4 QUALITY ASSURANCE

- A. Installation Qualification: Contractors for floor covering installation should be experienced in managing commercial flooring projects and provide professional installers, qualified to install the various flooring materials specified. An installer is "qualified" if trained, or a certified by Tarkett or a certified INSTALL (International Standards & Training Alliance) resilient floor covering installer.
- B. Mockups: Provide resilient products with mockups specified in other Sections.

1.5 DELIVERY, STORAGE, AND HANDLING

- A. Store resilient products and installation materials in dry spaces protected from the weather, with ambient temperatures maintained within range recommended by Tarkett, but not less than 55 deg F (13 deg C) or more than 85 deg F (29 deg C).

1.6 PROJECT CONDITIONS

- A. Install resilient products after other finishing operations, including painting, have been completed.

- B. Maintain ambient temperatures within range recommended by Tarkett, but not less than 65 deg F (18 deg C) or more than 85 deg F (29 deg C) in spaces to receive resilient products during the following time periods:
 - 1. 48 hours before installation.
 - 2. During installation.
 - 3. 48 hours after installation.
- C. Maintain the ambient relative humidity between 40% and 60% during installation.
- D. Until Substantial Completion, maintain ambient temperatures within range recommended by Tarkett, but not less than 55 deg F (13 deg C) or more than 85 deg F (29 deg C).

PART 2 - PRODUCTS

2.1 RESILIENT TRADITIONAL VINYL WALL BASE (RB-1)

- A. Basis-of-Design Product: Subject to compliance with requirements, provide Tarkett Traditional Thermoplastic Vinyl Wall Base.
- B. Performance requirements meets ASTM F1861 Standard Specification for Resilient Vinyl Wall Base, Type TV, Group 1.
- C. For thickness, specify: 0.125"
- D. Coved
- E. For height, specify: 4"
- F. Specify length: 120'
- G. For corners, specify: Miter cut
- H. Colors and Patterns: 40 BLACK

2.2 INSTALLATION MATERIALS

- A. Tarkett 960 Cove Base Adhesive (Porous applications)
- B. Tarkett 946 Premium Contact Bond Adhesive (Non-porous applications)

2.3 RESILIENT TRADITIONAL VINYL WALL BASE (RB-2)

- A. Basis-of-Design Product: Subject to compliance with requirements, provide Tarkett Traditional Thermoplastic Vinyl Wall Base.

- B. Performance requirements meets ASTM F1861 Standard Specification for Resilient Vinyl Wall Base, Type TV, Group 1.
- C. For thickness, specify: 0.125"
- D. Specify type: No toe
- E. For height, specify: 6"
- F. For 6" heights, specify length: 100' For corners, specify: Miter
- G. Colors and Patterns: 40 BLACK

2.4 INSTALLATION MATERIALS

- A. Tarkett 960 Cove Base Adhesive (Porous applications)
- B. Tarkett 946 Premium Contact Bond Adhesive (Non-porous applications)

2.5 RESILIENT VINYL TRANSITIONS (TS-1)

- A. Basis-of-Design Product: Subject to compliance with requirements, provide Tarkett Thermoplastic Vinyl Transitions.
- B. Performance requirements meets ASTM D2047 & ASTM E648/NFPA253 Standard Specification for Resilient Transitions
- C. For type, specify: [Straight] [Coved] For style specify: Binder bar SSR-XX-B
- D. Specify length: 70' carton
- E. Colors and Patterns: 40 BLACK

2.6 INSTALLATION MATERIALS

- A. Tarkett 946 Premium Contact Bond Adhesive (Non-porous applications)

2.7 RESILIENT VINYL TRANSITIONS (TS-2)

- A. Basis-of-Design Product: Subject to compliance with requirements, provide Tarkett Thermoplastic Vinyl Transitions.
- B. Performance requirements meets ASTM D2047 & ASTM E648/NFPA253 Standard Specification for Resilient Transitions
- C. For type, specify: [Straight] [Coved] For style specify: Binder bar SSR-XX-B

- D. Specify length: 70' carton
- E. Colors and Patterns: 40 BLACK

2.8 INSTALLATION MATERIALS

- A. Tarkett 946 Premium Contact Bond Adhesive (Non-porous applications)

2.9 RESILIENT VINYL TRANSITIONS (TS-3)

- A. Basis-of-Design Product: Subject to compliance with requirements, provide Tarkett Thermoplastic Vinyl Transitions.
- B. Performance requirements meets ASTM D2047 & ASTM E648/NFPA253 Standard Specification for Resilient Transitions
- C. For type, specify: [Straight] [Coved] For style specify: Wheeled Traffic Transition CTA-XX-K
- D. Specify length: 120'
- E. Colors and Patterns: 40 BLACK

2.10 INSTALLATION MATERIALS

- A. Tarkett 946 Premium Contact Bond Adhesive (Non-porous applications)

2.11 RESILIENT VINYL STAIR NOSE (N-1)

- A. Basis-of-Design Product: Subject to compliance with requirements, provide Tarkett Traditional Thermoplastic Vinyl Stair Square Stair nose.
- B. Performance requirements meets ASTM D2240, Slip Resistance meets ASTM D2047 Standard Specification for Resilient Stair treads, Type TV, Class 1 and 2, Group 1 and 2
- C. For Style Specify: VDL-XX-SQ
- D. Thickness: 0.125" (3.17 mm) [0.080"]
- E. Colors and Patterns: 40 BLACK
- F. Specify length: 120 feet .

2.12 INSTALLATION MATERIALS

- A. Tarkett 930 Two-part Epoxy Nose Caulk Coverage
- B. Tarkett 946 Premium Contact Bond Adhesive (Non-porous applications)

PART 3 - EXECUTION

3.1 EXAMINATION

- A. Examine substrates, with Installer present, for compliance with requirements for maximum moisture content and other conditions affecting performance of the work.
- B. Verify that finishes of substrates comply with tolerances and other requirements specified in other Sections and that substrates are free of cracks, ridges, depressions, scale, and foreign deposits that might interfere with adhesion of resilient products.
- C. Proceed with installation only after unsatisfactory conditions have been corrected.

3.2 PREPARATION

- A. Prepare substrates according to Tarkett's written instructions to ensure adhesion of resilient wall base.
- B. Fill cracks, holes, and depressions in substrates with trowelable leveling and patching compound and remove bumps and ridges to produce a uniform and smooth substrate.
- C. Move resilient products and installation materials into spaces where they will be installed at least 48 hours in advance of installation.
- D. Vacuum clean substrates to be covered by resilient products immediately before installation.

3.3 RESILIENT BASE INSTALLATION

- A. Comply with Tarkett's written instructions for installing resilient base.
- B. Apply resilient base to walls, columns, pilasters, casework and cabinets in toe spaces, and other permanent fixtures in rooms and areas where base is required.
- C. Install resilient base in lengths as long as practicable without gaps at seams and with tops of adjacent pieces aligned.
- D. Tightly adhere resilient wall base to substrate throughout length of each piece, with base in continuous contact with horizontal and vertical substrates.

- E. Do not stretch resilient base during installation.

3.4 CLEANING AND PROTECTION

- A. Comply with Tarkett's written instructions for cleaning and protection of resilient products.
- B. Perform the following operations immediately after completing resilient product installation:
 - 1. Remove adhesive and other blemishes from exposed surfaces.
- C. Protect resilient products from mars, marks, indentations, and other damage from construction operations and placement of equipment and fixtures during remainder of construction period.
- D. END OF SECTION 09.65.13

SECTION 096519 - RESILIENT TILE FLOORING

PART 1 - GENERAL

1.1 RELATED DOCUMENTS

- A. Drawings and general provisions of the Contract, including General and Supplementary Conditions and Division 01 Specification Sections, apply to this Section.

1.2 SUMMARY

- A. Section Includes:
 - 1. Solid vinyl floor tile.

1.3 ACTION SUBMITTALS

- A. Product Data: For each type of product.
- B. Sustainable Design Submittals:
 - 1. Environmental Product Declaration: For each product.
 - 2. Environmental Product Declaration: For each product.
 - 3. Environmental Product Declaration: For each product.
 - 4. Third-Party Certifications: For each product.
 - 5. Third-Party Certified Life Cycle Assessment: For each product.
- C. Shop Drawings: For each type of resilient floor tile.
 - 1. Include floor tile layouts, edges, columns, doorways, enclosing partitions, built-in furniture, cabinets, and cutouts.
 - 2. Show details of special patterns.
- D. Samples: Full-size units of each color, texture, and pattern of floor tile required.
 - 1. For heat-welding bead, manufacturer's standard-size Samples, but not less than 9 inches long, of each color required.
- E. Samples for Initial Selection: For each type of floor tile indicated.
- F. Samples for Verification: Full-size units of each color and pattern of floor tile required.
 - 1. For heat-welding bead, manufacturer's standard-size Samples, but not less than 9 inches long, of each color required.

- G. Welded-Seam Samples: For seamless-installation technique indicated and for each floor covering product, color, and pattern required; with seam running lengthwise and in center of 6-by-9-inch Sample applied to a rigid backing and prepared by Installer for this Project.

1.4 INFORMATIONAL SUBMITTALS

- A. Qualification Data: For Installer.

1.5 CLOSEOUT SUBMITTALS

- A. Maintenance Data: For each type of floor tile to include in maintenance manuals.

1.6 MAINTENANCE MATERIAL SUBMITTALS

- A. Furnish extra materials, from the same product run, that match products installed and that are packaged with protective covering for storage and identified with labels describing contents.
 - 1. Floor Tile: Furnish one box for every 50 boxes or fraction thereof, of each type, color, and pattern of floor tile installed.

1.7 QUALITY ASSURANCE

- A. Installer Qualifications: An entity that employs installers and supervisors who are competent in techniques required by manufacturer for floor tile installation and seaming method indicated.
 - 1. Engage an installer who employs workers for this Project who are trained or certified by floor tile manufacturer for installation techniques required.
- B. Mockups: Build mockups to verify selections made under Sample submittals, to demonstrate aesthetic effects, and to set quality standards for materials and execution.
 - 1. Coordinate mockups in this Section with mockups specified in other Sections.
 - a. Size: Minimum 100 sq. ft. for each type, color, and pattern.
 - 2. Approval of mockups does not constitute approval of deviations from the Contract Documents contained in mockups unless Architect specifically approves such deviations in writing.
 - 3. Subject to compliance with requirements, approved mockups may become part of the completed Work if undisturbed at time of Substantial Completion.

1.8 DELIVERY, STORAGE, AND HANDLING

- A. Store floor tile and installation materials in dry spaces protected from the weather, with ambient temperatures maintained within range recommended by manufacturer, but not less than 50 deg F or more than 90 deg F. Store floor tiles on flat surfaces.

1.9 FIELD CONDITIONS

- A. Maintain ambient temperatures within range recommended by manufacturer, but not less than 70 deg F or more than 95 deg F, in spaces to receive floor tile during the following periods:
 - 1. 48 hours before installation.
 - 2. During installation.
 - 3. 48 hours after installation.
- B. After installation and until Substantial Completion, maintain ambient temperatures within range recommended by manufacturer, but not less than 55 deg F or more than 95 deg F.
- C. Close spaces to traffic during floor tile installation.
- D. Close spaces to traffic for 48 hours after floor tile installation.
- E. Install floor tile after other finishing operations, including painting, have been completed.

PART 2 - PRODUCTS

2.1 PERFORMANCE REQUIREMENTS

- A. Fire-Test-Response Characteristics: For resilient floor tile, as determined by testing identical products according to ASTM E 648 or NFPA 253 by a qualified testing agency.
 - 1. Critical Radiant Flux Classification: Class I, not less than 0.45 W/sq. cm.

2.2 SOLID VINYL FLOOR TILE (LVT-1)

- A. Products: Subject to compliance with requirements, **[provide the following] [provide one of the following] [available products that may be incorporated into the Work include, but are not limited to, the following]:**
- B. Milliken & Company - Lumenology - Light Stitch 9.84"x39.37"

- C. Critical Radiant Flux: ASTM E648
 - 1. Pass - Class 1
- D. Smoke Density: ASTM E662
 - 1. Pass - <450
- E. Flexibility: ASTM F137
 - 1. Pass
- F. Heat Stability by Color Change: ASTM F15414
 - 1. Pass
- G. Light Stability: ASTM F1515
 - 1. Pass
- H. Static Coefficient of Friction: ASTM D2047
 - 1. Pass
- I. Dimensional Stability: ATSM F2199
 - 1. Pass
- J. Resistance to Chemicals: ASTM F925
 - 1. Pass
- K. Static Load Limit: ASTM F970
 - 1. Pass
- L. Tile Standard: ASTM F 1700.
 - 1. Class: As indicated by product designations Class I, Monolithic Vinyl Tile Class II, Surface-Decorated Vinyl Tile Class III, Printed Film Vinyl Tile.
 - 2. Type: A, Smooth Surface B, Embossed Surface.
- M. Thickness: .197 inch
- N. Size: 9.84" x 39.37"
- O. Glue down-Installation Method: Install with Milliken LVT adhesive
- P. Colors and Patterns: Light Stitch - Dim LLS134

2.3 FLOOR TILE INSTALLATION

- A. Comply with manufacturer's written instructions for installing floor tile.
- B. Lay out floor tiles from center marks established with principal walls, discounting minor offsets, so tiles at opposite edges of room are of equal width. Adjust as necessary to avoid using cut widths that equal less than one-half tile at perimeter.
 - 1. Lay tiles square with room axis.
- C. Match floor tiles for color and pattern by selecting tiles from cartons in the same sequence as manufactured and packaged, if so numbered. Discard broken, cracked, chipped, or deformed tiles.
 - 1. Lay tiles with grain running in one direction.
- D. If built-in items are required to be set on top of floor tile, indicate on Drawings and revise first paragraph below. Scribe, cut, and fit floor tiles to butt neatly and tightly to vertical surfaces and permanent fixtures including built-in furniture, cabinets, pipes, outlets, and door frames.
- E. Extend floor tiles into toe spaces, door reveals, closets, and similar openings. Extend floor tiles to center of door openings.
- F. Maintain reference markers, holes, and openings that are in place or marked for future cutting by repeating on floor tiles as marked on substrates. Use chalk or other nonpermanent marking device.

Retain first paragraph below for floor tile installed on floor covers.

- G. Install floor tiles on covers for telephone and electrical ducts, building expansion-joint covers, and similar items in installation areas. Maintain overall continuity of color and pattern between pieces of tile installed on covers and adjoining tiles. Tightly adhere tile edges to substrates that abut covers and to cover perimeters.

Revise first paragraph below if other-than-full-spread adhesive method is recommended by manufacturer for substrate and tile products.

- H. Adhere floor tiles to substrates using a full spread of adhesive applied to substrate to produce a completed installation without open cracks, voids, raising and puckering at joints, telegraphing of adhesive spreader marks, and other surface imperfections.

2.4 CLEANING AND PROTECTION

- A. Comply with manufacturer's written instructions for cleaning and protecting floor tile.
- B. Perform the following operations immediately after completing floor tile installation:

1. Remove adhesive and other blemishes from surfaces.
 2. Sweep and vacuum surfaces thoroughly.
 3. Damp-mop surfaces to remove marks and soil.
- C. Protect floor tile from mars, marks, indentations, and other damage from construction operations and placement of equipment and fixtures during remainder of construction period.

Before retaining "Floor Polish" Paragraph below, verify manufacturer's written instructions for floor polish. Floor polish is used with most vinyl composition floor tile and some solid vinyl floor tile.

Retain "Sealers and Finish Coats" Paragraph below for resilient terrazzo floor tile.

- D. Cover floor tile until Substantial Completion.

END OF SECTION

SECTION 096813 - CARPET TILE

GENERAL INFORMATION

1.1 SECTION INCLUDES:

Manufacturers
Testing Protocols
Performance Requirements
Product Specifications
Warranties
Exclusions
Installation
Maintenance
Accessories

1.02 REFERENCES (INDUSTRY STANDARDS)

- A. American Association of Textile Chemists and Colorists (AATCC):
 - 1. AATCC 16 - Test Method for Colorfastness to Light
 - 2. AATCC 107 - Test Method for Colorfastness to Water
 - 3. AATCC 129 - Test Method for Colorfastness to Ozone in the Atmosphere under High Humidity.
 - 4. AATCC 134 - Test Method for Electrostatic Propensity of Carpets.
 - 5. AATCC 165 - Test Method for Colorfastness to Crocking: Carpets - AATCC Crock Meter Method
 - 6. AATCC 175 - Test Method for stain Resistance: Pile Floor Coverings
- B. American Society for Testing and Materials (ASTM):
 - 1. ASTM D418 - Methods for Testing Pile Yarn Floor Covering Construction (Finished Pile Thickness only)
 - 3. ASTM E648 - Test Method for Critical Radiant Flux of Floor Covering Systems
 - 4. ASTM E662 - Test Method for Specific Optical Density of Smoke
- C. International Standards Organization (ISO):
 - 1. ISO 2551 - Test Method for Dimensional Stability (Aachen Test)
- D. Carpet and Rug Institute (CRI):
 - 1. CRI Indoor Air Quality Testing and Labeling Program

1.2 ITEMS TO DELIVER

- A. Provide the product's Technical Specifications data sheet as well as all installation and maintenance instructions.
- B. When required, supply floor drawings and installation plans.

C. Supply a set of samples

1. Submit standard-size carpet tile samples of each type of carpet, in each specified pattern, color and construction.
2. Any alternates to specified products must be submitted for approval by a representative of the end user or architect/design firm at least ten (10) working days prior to bid or proposal.
 - a. Submit two (2) sets of samples for each carpet type.
 - b. No carpet shipments are permitted until acceptance of final samples is given by representative of the end user or architect/design firm, certifying that samples are the approved color, pattern, and texture.
3. Custom Color only
 - a. A representative of the end user or architect/design firm, certifying that the samples are the approved color, pattern and texture, shall sign high quality color samples.
 - b. Samples submitted are assumed to be the manufacturer's best obtainable match to the color described under Materials Section.
 - c. Must have federally registered Branded trademark.

D. When required, provide Mohawk Group's attestation, certified by an independent laboratory, confirming that the flooring complies with the fire standards of the following tests:

1. Radiant Panel: ASTM E648: >.45 watts/sq. cm: Class 1
2. Smoke Density: ASTM E662: 450 Flaming Mode - Maximum
3. Static Generation: AATCC 134: 3.5 KV - Maximum
4. Lightfastness: AATCC 16E: Min 4.0 at 40 hrs.
5. Crocking: AATCC 165: 4.0 - Wet/Dry
6. Cold Water Bleed: AATCC 107: 3.0 - Minimum
7. Ozone Fade: AATCC 129: 3.0 - Minimum
8. Soil Protection: AATCC 189: 500 PPM Min.
9. CRI Green Label Plus Air Quality Certification: Pass
10. CRI Appearance Retention Rating 3.5 minimum - Severe Traffic
11. Aachen Test: ISO 2551 Less than .15% shrinkage or growth
12. Stain protection: AATCC 175: Equal to or greater than 8.0 on Red 40 stain test with 100 revolutions of the Taber Abrader (1,000 gram weight per H-18 wheel) then stain test in the abraded area.

Special Performance Requirements

13. Must have Soil and Stain Resist treatment
14. Fiber must have modified delta cross-section w/hollow core
15. Must be at least 24 dpf fiber
16. Must pass GSA requirements for permanent stain resistant carpet
17. Backing must pass British Spill Test and 10,000 Impact Test

E. Provide manufacturer's lifetime warranties for:

1. Wear

2. Static
3. Edge Ravel
4. Zippering
5. Delamination
6. Dimensional Stability
7. Supplemental Fiber Warranties:
 - a. Lifetime Stain Warranty
 - b. Lifetime Warranty against color transfer wet or dry
 - c. Lifetime Warranty against wet fastness
 - d. 10 Year Colorfastness to Light
 - e. 10 Year Colorfastness to Atmospheric contaminants

1.3 QUALITY ASSURANCE

- A. Have Mohawk Group flooring installed by an installer qualified in the installation of specified flooring.
- B. In accordance with the technical instructions in the installation instructions, use all accessories recommended by Mohawk Group when installing its flooring.
- C. Follow the instructions specified in the most recent version of Mohawk Group's installation instructions.

D. Corporate Social Responsibility

Corporate social responsibility requirements: Manufacturer shall meet the corporate social responsibility as outlined below.

1. GRI Reporting: Manufacturer to have a corporate sustainability report (CSR) as per the GRI G4 guidelines.
2. Health and Wellness: Manufacturer to have on-site health clinics and biometric screenings, or health facilities displaying commitment towards health and wellness.
3. United Nations Sustainable Development Goals (UN SDGs):

Manufacturer must identify and commit to at least part of the UN SDGs as applicable to their organization and industry.

- a. Facility certifications: Product's manufacturing facility shall be ISO 9001 certified. Manufacturer to have at least one green building certification for their own facilities - LEED, Living Building Challenge or WELL Building Standard.

1.4 DELIVERY, HANDLING, STORAGE

- A. Deliver the flooring to the installation site in Mohawk Group's original packaging. Indicate the project name and handling instructions on the outside of the boxes.
- B. Advise the carrier of any damaged material and indicate it on the packing slip.

- C. Store the flooring inside, sheltered from extreme hot or cold temperatures. Place the material on a smooth level floor or where there is uniform solid support in a clean, dry well-ventilated area. Unstack the pallets. The long-term storage temperature must be maintained between 65°F (18°C) and 85°F (29°C). Protect adhesive and flooring material from freezing, extreme heat and direct sun exposure.
- D. Acclimatize the subfloor, all flooring material and adhesive for 48 hours before, during and after the installation by maintaining the room temperature between 65°F (18°C) and 85°F (29°C). The pallets should be unstacked 24 hours prior to use.
- E. Afterwards, maintain the room temperature between 65°F (18°C) and 85°F (29°C). Protect the material from direct sources of heat such as air vents and other types of heaters.
- F. Install the flooring after all other finishing work, including painting, have been completed.

PART 2 - PRODUCTS

2.1 MANUFACTURER

Mohawk Group, 160 S. Industrial Blvd, Calhoun GA 30701 Telephone 800.241.4494. Website: www.mohawkgroup.com

2.2 CARPET TILE CONSTRUCTION

A. Characteristics

Style Name:	Swipe Right GT418 (CPT-1)
Collection:	Learn and Live
Product Type:	Carpet Tile
Construction:	Tufted
Surface Texture:	Textured Patterned Loop
Gauge:	1/12" (47.00 rows per 10 cm)
Density:	5719
Stitches per Inch:	12.4 (48.82 per 10 cm)
Finished Pile Thickness:	.187"
Dye Method:	Solution Dyed
Backing Material:	EcoFlex ONE
Fiber Type:	Duracolor® Tricor Premium Nylon
Face Weight:	17 oz per sq. yd. (576 g/m2)
Size:	24" x 24"
Soil Release Technology:	EcoSentry Soil Protection
Installation Method:	Monolithic
Indoor Air Quality:	CRI Green Label Plus GLP 1171
Foot Traffic Recommendation TARR:	Severe
NSF 140	Gold

All specifications are subject to normal manufacturing tolerances

School City of Mishawaka
22-1722 MHS Band and Choir Renovation

CARPET TILE
096813

2.03 ADHESIVE

Mohawk Group requires the use of the following adhesives to maintain the product warranty:

EnPress Adhesive (No moisture testing is required, provided no signs of visual moisture is present and existing adhesive has been reduced to a minimal residue.)

FlexLok Tabs (No moisture testing is required, provided no signs of visual moisture is present and existing adhesive has been reduced to a minimal residue.)'

2.04 OTHER MATERIAL

- B. Subfloor repairs: use a good-quality Portland cement-based compound modified with latex that has a minimal resistance to compression of 3500 lbs/sq. in. (246 kg/cm²). to fill, smooth or level subfloor imperfections.
- C. Self-levelling underlayment: use a Portland cement-based self-levelling underlayment modified with a polymer that has a minimal resistance to compression of 3500 lbs/sq. in. (246 kg/cm²).

PART 3 - EXECUTION

3.01 SITE INSPECTION

Examine the subfloor before installation to ensure that the surface is clean, dry, smooth, structurally sound and free from foreign substances that may adversely affect adhesion or cause discoloration. Furthermore, ensure that the subfloor is free of paint, varnish, adhesive, oil, grease, solvent and other foreign substances, including treatment compounds, sealers and curing compounds that may adversely affect adhesion or alter the appearance or durability the carpet tile. Verify the surface to ensure there is no powder, scaling or mold. If there is, remove it with a mechanical sander and level with a good-quality cement-based Portland primer.

Slabs that have been either using a curing agent or a sealer will have to be treated to ensure that the adhesion has not been impaired.

Do not install on cement slabs that have been subjected to adhesive chemical abatement, unless an approved remediation system was used afterwards.

Report and rectify all unsatisfactory conditions. Do not start flooring installation until all rectifications have been completed.

3.02 SUBFLOOR PREPARATION

Level all rough surfaces and fill cracks and marks with a Portland cement-based patching compound modified with latex.

Mechanically remove all surface contaminants such as paint, oil, grease, varnish, adhesive as well as various other products such as treatment compounds.

Measure the humidity and pH levels (in situations where pH testing is required) in compliance with the following standards before installation:

1. ASTM F 2170, Relative Humidity (RH) test using in situ probes.
2. ASTM F 710, pH levels (test procedure 5.3.1).
3. The ASTM test frequency recommendation is 3 measures for the first 1,000 sq. ft. (92.9 sq. m) and one measure for each additional 1,000 sq. ft. (92.9 sq. m).

Ensure Moisture, Relative Humidity and pH tests have all been conducted and measurements meet manufacturer's recommendations.

In case of doubt, test the adhesion on the cement subfloor or other surface that will be covered by the flooring. Do the test using the specified flooring and recommended adhesive.

3.03 CARPET TILE FLOORING INSTALLATION

Install the flooring according to the latest version of Mohawk Group's installation instructions. Use the tools, adhesives, trowel types and procedures recommended in the instructions. Acclimatize the subfloor, all flooring material and adhesive for 48 hours before, during and after the installation by maintaining the room temperature between 65°F (18°C) and 85°F (29°C). Afterwards, maintain the temperature between 65°F (18°C) and 85°F (29°C).

3.04 CLEANING AND PROTECTION

Remove all excess adhesive immediately after installation as recommended in Mohawk Group's installation instructions.

Before allowing traffic after installation, consult and follow the recommendations in Mohawk Group's installation instructions.

Following installation and cleanup, if the work of all other trades has not yet been completed, protect the flooring by laying sheets of non-staining brown Kraft paper, and then a layer of plywood sheets (rolls of non-staining heavy cardboard material could also be used for protection). Follow the instructions in Mohawk Group's Maintenance Instructions when performing initial and regular maintenance procedures.

Please note that technical website documents prevail.

3.05 CARPET RECLAMATION - BROADLOOM CARPETING AND CARPET TILE

This specification is for carpet reclamation and is designed to manage carpet recycling for any type of used carpet or carpet pad.

CARPET REMOVAL - BROADLOOM

Remove used carpet in carpet pieces, roll tightly, and pack neatly in container. (Include carpet scrap and waste from new installation.) Immediately remove used carpet from Site. For reclamation projects coordinated by Mohawk Reclamation Department, place in Mohawk provided covered containers.

Deposit only clean, dry used carpets in containers. Clean shall be defined as carpet free from demotion debris or asbestos contamination, garbage, and tack strips.

CARPET REMOVAL - CARPET TILE

Remove used carpet tile and stack neatly on pallets. Neatly stack carpet tiles or repack in cardboard boxes prior to placing in container. Do not stack higher than 6 feet on pallets. (Include carpet scrap and waste from new installation.) Immediately remove used carpet from Site. For reclamation projects coordinated by Mohawk Reclamation Department, place in Mohawk provided covered containers.

Deposit only clean, dry used carpets in containers. Clean shall be defined as carpet free from demotion debris or asbestos contamination, garbage, and tack strips.

CONTAINER HANDLING

Place used carpet in container supplied by Mohawk Reclamation Department. Containers are fully enclosed and shall be kept locked or supervised.

Broadloom carpet must be segregated in separate containers from tile carpeting.

Use effective packing techniques to maximize the amount of material in the container. On average the following amounts are the related container capacities.

<u>Container Size</u>	<u>Broadloom Capacity</u>	<u>Tile Capacity</u>
53' Foot	4,800	3,500

CONTAINER REMOVAL

When container is full, contact Mohawk Reclamation Department to coordinate pickup and drop-off of replacement container if needed. If container is locked for security purposes, remove the lock prior to pick up.

The Mohawk Reclamation Department toll free number is (877) 3RE-CYCL or (877) 373-2925

RECLAMATION CERTIFICATE

The Mohawk Reclamation Department will issue a reclamation certificate once used carpet is removed from the job site and or dealer location and delivered to reclamation facility.

END OF SECTION